

The background is a soft, watercolor-style illustration of various flowers and leaves. The colors are muted greens, yellows, and whites, creating a delicate and naturalistic feel. The flowers are scattered across the page, with some in sharp focus and others blurred, giving a sense of depth.

ONE HOMANTIN

SALES BROCHURE

售樓說明書

ONE HOMANTIN

1 | NOTES TO PURCHASERS OF FIRST-HAND RESIDENTIAL PROPERTIES

一手住宅物業買家須知

You are advised to take the following steps before purchasing first-hand residential properties.

FOR ALL FIRST-HAND RESIDENTIAL PROPERTIES

1. Important information

- Make reference to the materials available on the Sales of First-hand Residential Properties Electronic Platform (SRPE) (www.srpe.gov.hk) on the first-hand residential property market.
- Study the information on the website designated by the vendor for the development, including the sales brochure, price lists, documents containing the sales arrangements, and the register of transactions of a development.
- Sales brochure for a development will be made available to the general public at least 7 days immediately before a date of sale while price list and sales arrangements will be made available at least 3 days immediately before the date of sale.
- Information on transactions can be found on the register of transactions on the website designated by the vendor for the development and the SRPE.

2. Fees, mortgage loan and property price

- Calculate the total expenses of the purchase, such as solicitors' fees, mortgage charges, insurance fees and stamp duties.
- Check with banks to find out if you will be able to obtain the needed mortgage loan, select the appropriate payment method and calculate the amount of the mortgage loan to ensure it is within your repayment ability.
- Check recent transaction prices of comparable properties for comparison.
- Check with the vendor or the estate agent the estimated management fee, the amount of management fee payable in advance (if any), special fund payable (if any), the amount of reimbursement of the deposits for water, electricity and gas (if any), and/or the amount of debris removal fee (if any) you have to pay to the vendor or the manager of the development.

3. Price list, payment terms and other financial incentives

- Vendors may not offer to sell all the residential properties that are covered in a price list. To know which residential properties the vendors may offer to sell, pay attention to the sales arrangements which will be announced by the vendors at least 3 days before the relevant residential properties are offered to be sold.

- Pay attention to the terms of payment as set out in a price list. If there are discounts on the price, gift, or any financial advantage or benefit to be made available in connection with the purchase of the residential properties, such information will also be set out in the price list.
- If you intend to opt for any mortgage loan plans offered by financial institutions specified by the vendor, before entering into a preliminary agreement for sale and purchase (PASP), you must study the details of various mortgage loan plans¹ as set out in the price list concerned. If you have any questions about these mortgage loan plans, you should check with the financial institutions concerned direct before entering into a PASP.

4. Property area and its surroundings

- Pay attention to the area information in the sales brochure and price list, and price per square foot/metre in the price list. According to the Residential Properties (First-hand Sales) Ordinance (Cap. 621) (the Ordinance), vendors can only present the area and price per square foot and per square metre of a residential property using saleable area. Saleable area, in relation to a residential property, means the floor area of the residential property, and includes the floor area of every one of the following to the extent that it forms part of the residential property - (i) a balcony; (ii) a utility platform; and (iii) a verandah. The saleable area excludes the area of the following which forms part of the residential property - air-conditioning plant room; bay window; cockloft; flat roof; garden; parking space; roof; stairhood; terrace and yard.
- Floor plans of all residential properties in the development have to be shown in the sales brochure. In a sales brochure, floor plans of residential properties in the development must state the external and internal dimensions of each residential property². The external and internal dimensions of residential properties as provided in the sales brochure exclude plaster and finishes. You are advised to note this if you want to buy furniture before handing over of the residential property.

¹ The details of various mortgage loan plans include the requirements for mortgagors on minimum income level, the loan limit under the first mortgage and second mortgage, the maximum loan repayment period, the change of mortgage interest rate throughout the entire repayment period, and the payment of administrative fees.

² According to section 10(2)(d) in Part 1 of Schedule 1 to the Ordinance, each of the floor plans of the residential properties in the development in the sales brochure must state the following –

- (i) the external dimensions of each residential property;
- (ii) the internal dimensions of each residential property;
- (iii) the thickness of the internal partitions of each residential property;
- (iv) the external dimensions of individual compartments in each residential property.

According to section 10(3) in Part 1 of Schedule 1 to the Ordinance, if any information required by section 10(2)(d) in Part 1 of Schedule 1 to the Ordinance is provided in the approved building plans for the development, a floor plan must state the information as so provided.

- Visit the development site and get to know the surroundings of the property (including transportation and community facilities). Check town planning proposals and decisions which may affect the property. Take a look at the location plan, aerial photograph, outline zoning plan and cross-section plan that are provided in the sales brochure.

5. Sales brochure

- Ensure that the sales brochure you have obtained is the latest version. According to the Ordinance, the sales brochure made available to the public should be printed or examined, or examined and revised within the previous 3 months.
- Read through the sales brochure and in particular, check the following information in the sales brochure -
 - whether there is a section on “relevant information” in the sales brochure, under which information on any matter that is known to the vendor but is not known to the general public, and is likely to materially affect the enjoyment of a residential property will be set out. Please note that information contained in a document that has been registered with the Land Registry will not be regarded as “relevant information”;
 - the cross-section plan showing a cross-section of the building in relation to every street adjacent to the building, and the level of every such street in relation to a known datum and to the level of the lowest residential floor of the building. This will help you visualize the difference in height between the lowest residential floor of a building and the street level, regardless of how that lowest residential floor is named;
 - interior and exterior fittings and finishes and appliances;
 - the basis on which management fees are shared;
 - whether individual owners have obligations or need to share the expenses for managing, operating and maintaining the public open space or public facilities inside or outside the development, and the location of the public open space or public facilities; and
 - whether individual owners have responsibility to maintain slopes.

6. Government land grant and deed of mutual covenant (DMC)

- Read the Government land grant and the DMC (or the draft DMC). Information such as ownership of the rooftop and external walls can be found in the DMC. The vendor will provide copies of the Government land grant and the DMC (or the draft DMC) at the place where the sale is to take place for free inspection by prospective purchasers.

- Check the Government land grant on whether individual owners are liable to pay Government rent.
- Check the DMC on whether animals can be kept in the residential property.

7. Information on Availability of Residential Properties for Selection at Sales Office

- Check with the vendor which residential properties are available for selection. If a “consumption table” is displayed by the vendor at the sales office, you may check from the table information on the progress of sale on a date of sale, including which residential properties are offered for sale at the beginning of that date of sale and which of them have been selected and sold during that date of sale.
- Do not believe in rumours about the sales condition of the development and enter into a PASP rashly.

8. Register of Transactions

- Pay attention to the register of transactions for a development. A vendor must, within 24 hours after entering into a PASP with a purchaser, enter transaction information of the PASP in the register of transactions. The vendor must, within 1 working day after entering into an agreement for sale and purchase (ASP), enter transaction information of the ASP in the register of transactions. Check the register of transactions for the concerned development to learn more about the sales condition of the development.
- Never take the number of registrations of intent or cashier orders a vendor has received for the purpose of registration as an indicator of the sales volume of a development. The register of transactions for a development is the most reliable source of information from which members of the public can grasp the daily sales condition of the development.

9. Agreement for sale and purchase

- Ensure that the PASP and ASP include the mandatory provisions as required by the Ordinance.
- Pay attention that fittings, finishes and appliances to be included in the sale and purchase of the property are inserted in the PASP and ASP.
- Pay attention to the area plan annexed to the ASP which shows the total area which the vendor is selling to you. The total area which the vendor is selling to you is normally greater than the saleable area of the property.
- A preliminary deposit of **5%** of the purchase price is payable by you to the owner (i.e. the seller) on entering into a PASP.

- If you do not execute the ASP within **5 working days** (working day means a day that is not a general holiday or a Saturday or a black rainstorm warning day or gale warning day) after entering into the PASP, the PASP is terminated, the preliminary deposit (i.e. 5% of the purchase price) is forfeited, and the owner (i.e. the seller) does not have any further claim against you for not executing the ASP.
- If you execute the ASP within 5 working days after the signing of the PASP, the owner (i.e. the seller) must execute the ASP within 8 working days after entering into the PASP.
- The deposit should be made payable to the solicitors’ firm responsible for stakeholding purchasers’ payments for the property.

10. Expression of intent of purchasing a residential property

- Note that vendors (including their authorized representative(s)) should not seek or accept any specific or general expression of intent of purchasing any residential property before the relevant price lists for such properties are made available to the public. You therefore should not make such an offer to the vendors or their authorized representative(s).
- Note that vendors (including their authorized representative(s)) should not seek or accept any specific expression of intent of purchasing a particular residential property before the sale of the property has commenced. You therefore should not make such an offer to the vendors or their authorized representative(s).

11. Appointment of estate agent

- Note that if the vendor has appointed one or more than one estate agents to act in the sale of any specified residential property in the development, the price list for the development must set out the name of all the estate agents so appointed as at the date of printing of the price list.
- You may appoint any estate agent (not necessarily from those estate agency companies appointed by the vendor) to act in the purchase of any specified residential property in the development, and may also not appoint any estate agent to act on your behalf.
- Before you appoint an estate agent to look for a property, you should –
 - find out whether the agent will act on your behalf only. If the agent also acts for the vendor, he/she may not be able to protect your best interests in the event of a conflict of interest;
 - find out whether any commission is payable by you to the estate agent and, if so, its amount and the time of payment; and

- note that only licensed estate agents or salespersons may accept your appointment. If in doubt, you should request the estate agent or salesperson to produce his/her Estate Agent Card, or check the Licence List on the Estate Agents Authority website: www.eaa.org.hk.

12. Appointment of solicitor

- Consider appointing your own solicitor to protect your interests. If the solicitor also acts for the vendor, he/she may not be able to protect your best interests in the event of a conflict of interest.
- Compare the charges of different solicitors.

FOR FIRST-HAND UNCOMPLETED RESIDENTIAL PROPERTIES

13. Pre-sale Consent

- For uncompleted residential property under the Lands Department Consent Scheme, seek confirmation from the vendor whether the “Pre-sale Consent” has been issued by the Lands Department for the development.

14. Show flats

- While the vendor is not required to make any show flat available for viewing by prospective purchasers or the general public, if the vendor wishes to make available show flats of a specified residential property, the vendor must first of all make available an unmodified show flat of that residential property and that, having made available such unmodified show flat, the vendor may then make available a modified show flat of that residential property. In this connection, the vendor is allowed to make available more than one modified show flat of that residential property.
- If you visit the show flats, you should always look at the unmodified show flats for comparison with the modified show flats. That said, the Ordinance does not restrict the discretion of the vendor in arranging the sequence of the viewing of unmodified and modified show flats.
- Sales brochure of the development should have been made available to the public when the show flat is made available for viewing. You are advised to get a copy of the sales brochure and make reference to it when viewing the show flats.
- You may take measurements in modified and unmodified show flats, and take photographs or make video recordings of unmodified show flats, subject to reasonable restriction(s) which may be set by the vendor for ensuring safety of the persons viewing the show flat.

1

NOTES TO PURCHASERS OF FIRST-HAND RESIDENTIAL PROPERTIES

一手住宅物業買家須知

FOR FIRST-HAND UNCOMPLETED RESIDENTIAL PROPERTIES AND COMPLETED RESIDENTIAL PROPERTIES PENDING COMPLIANCE

15. Estimated material date and handing over date

- Check the estimated material date³ for the development in the sales brochure.
 - The estimated material date for a development in the sales brochure is not the same as the date on which a residential property is handed over to purchaser. The latter is inevitably later than the former.
- Handing over date
 - The mandatory provisions to be incorporated in an ASP as required by the Ordinance include a provision requiring the vendor to apply in writing for an Occupation Document/ a Certificate of Compliance or the Director of Lands' Consent to Assign (as the case may be) in respect of the development within 14 days after the estimated material date as stipulated in the ASP.
 - For development subject to the Lands Department Consent Scheme, the vendor is required to notify the purchaser in writing that the vendor is in a position validly to assign the property within one month after the issue of the Certificate of Compliance or the Consent to Assign, whichever first happens; or
 - For development not subject to the Lands Department Consent Scheme, the vendor is required to notify the purchaser in writing that the vendor is in a position validly to assign the property within 6 months after the issue of the Occupation Document including Occupation Permit.
 - The mandatory provisions to be incorporated in an ASP as required by the Ordinance include a provision requiring completion of the sale and purchase within 14 days after the date of the notification aforesaid. Upon completion, the vendor shall arrange handover of the property to the purchaser.

- Authorized Person (AP) may grant extension(s) of time for completion of the development beyond the estimated material date.
 - The mandatory provisions to be incorporated in an ASP as required by the Ordinance include a provision that the AP of a development may grant an extension of time for completion of the development beyond the estimated material date having regard to delays caused exclusively by any one or more of the following reasons:
 - strike or lock-out of workmen;
 - riots or civil commotion;
 - force majeure or Act of God;
 - fire or other accident beyond the vendor's control;
 - war; or
 - inclement weather.
 - The AP may grant more than once such an extension of time depending on the circumstances. That means handover of the property may be delayed.
 - The mandatory provisions to be incorporated in an ASP as required by the Ordinance also include a provision requiring the vendor to, within 14 days after the issue of an extension of time granted by the AP, furnish the purchaser with a copy of the relevant certificate of extension.
- Ask the vendor if there are any questions on handing over date.

FOR FIRST-HAND COMPLETED RESIDENTIAL PROPERTIES

16. Vendor's information form

- Ensure that you obtain the "vendor's information form(s)" printed within the previous 3 months in relation to the residential property/properties you intend to purchase.

17. Viewing of property

- Ensure that, before you purchase a residential property, you are arranged to view the residential property that you would like to purchase or, if it is not reasonably practicable to view the property in question, a comparable property in the development, unless you agree in writing that the vendor is not required to arrange such a comparable property for viewing for you. You are advised to think carefully before signing any waiver.
- You may take measurements, take photographs or make video recordings of the property, unless the property is held under a tenancy or reasonable restriction(s) is/are needed to ensure safety of the persons viewing the property.

For complaints and enquiries relating to the sales of first-hand residential properties by the vendors which the Ordinance applies, please contact the Sales of First-hand Residential Properties Authority -

Website	: www.srpa.gov.hk
Telephone	: 2817 3313
Email	: enquiry_srpa@hd.gov.hk
Fax	: 2219 2220

Other useful contacts:

Consumer Council
Website : www.consumer.org.hk
Telephone : 2929 2222
Email : cc@consumer.org.hk
Fax : 2856 3611

Estate Agents Authority
Website : www.eaa.org.hk
Telephone : 2111 2777
Email : enquiry@eaa.org.hk
Fax : 2598 9596

Real Estate Developers Association of Hong Kong
Telephone : 2826 0111
Fax : 2845 2521

Sales of First-hand Residential Properties Authority
Transport and Housing Bureau
August 2017

³ Generally speaking, "material date" means the date on which the conditions of the land grant are complied with in respect of the development, or the date on which the development is completed in all respects in compliance with the approved building plans or the conditions subject to which the certificate of exemption is issued. For details, please refer to section 2 of the Ordinance.

1 | NOTES TO PURCHASERS OF FIRST-HAND RESIDENTIAL PROPERTIES

一手住宅物業買家須知

您在購置一手住宅物業之前，應留意下列事項：

適用於所有一手住宅物業

1. 重要資訊

- 瀏覽一手住宅物業銷售資訊網（下稱「銷售資訊網」）（網址：www.srpe.gov.hk），參考「銷售資訊網」內有關一手住宅物業的市場資料。
- 閱覽賣方就該發展項目所指定的互聯網網站內的有關資訊，包括售樓說明書、價單、載有銷售安排的文件，及成交紀錄冊。
- 發展項目的售樓說明書，會在該項目的出售日期前最少七日向公眾發布，而有關價單和銷售安排，亦會在該項目的出售日期前最少三日公布。
- 在賣方就有關發展項目所指定的互聯網網站，以及「銷售資訊網」內，均載有有關物業成交資料的成交紀錄冊，以供查閱。

2. 費用、按揭貸款和樓價

- 計算置業總開支，包括律師費、按揭費用、保險費，以及印花稅。
- 向銀行查詢可否取得所需的按揭貸款，然後選擇合適的還款方式，並小心計算按揭貸款金額，以確保貸款額沒有超出本身的負擔能力。
- 查閱同類物業最近的成交價格，以作比較。
- 向賣方或地產代理瞭解，您須付予賣方或該發展項目的管理人的預計的管理費、管理費上期金額（如有）、特別基金金額（如有）、補還的水、電力及氣體按金（如有）、以及／或清理廢料的費用（如有）。

3. 價單、支付條款，以及其他財務優惠

- 賣方未必會把價單所涵蓋的住宅物業悉數推售，因此應留意有關的銷售安排，以了解賣方會推售的住宅物業為何。賣方會在有關住宅物業推售日期前最少三日公布銷售安排。
- 留意價單所載列的支付條款。倘買家可就購置有關住宅物業而連帶獲得價格折扣、贈品，或任何財務優惠或利益，上述資訊亦會在價單內列明。

- 如您擬選用由賣方指定的財務機構提供的各類按揭貸款計劃，在簽訂臨時買賣合約前，應先細閱有關價單內列出的按揭貸款計劃資料¹。如就該些按揭貸款計劃的詳情有任何疑問，應在簽訂臨時買賣合約前，直接向有關財務機構查詢。

4. 物業的面積及四周環境

- 留意載於售樓說明書和價單內的物業面積資料，以及載於價單內的每平方呎／每平方米售價。根據《一手住宅物業銷售條例》(第621章) (下稱「條例」)，賣方只可以實用面積表達住宅物業的面積和每平方呎及平方米的售價。就住宅物業而言，實用面積指該住宅物業的樓面面積，包括在構成該物業的一部分的範圍內的以下每一項目的樓面面積：(i) 露台；(ii) 工作平台；以及(iii) 陽台。實用面積並不包括空調機房、窗台、閣樓、平台、花園、停車位、天台、梯屋、前庭或庭院的每一項目的面積，即使該些項目構成該物業的一部分的範圍。
- 售樓說明書必須顯示發展項目中所有住宅物業的樓面平面圖。在售樓說明書所載有關發展項目中住宅物業的每一份樓面平面圖，均須述明每個住宅物業的外部 and 內部尺寸²。售樓說明書所提供有關住宅物業外部和內部的尺寸，不會把批盪和裝飾物料包括在內。買家收樓前如欲購置家具，應留意這點。

¹ 按揭貸款計劃的資料包括有關按揭貸款計劃對借款人的最低收入的要求、就第一按揭連同第二按揭可獲得的按揭貸款金額上限、最長還款年期、整個還款期內的按揭利率變化，以及申請人須繳付的手續費。

² 根據條例附表1第1部第10(2)(d)條述明，售樓說明書內顯示的發展項目中的住宅物業的每一份樓面平面圖須述明以下各項－
(i) 每個住宅物業的外部尺寸；
(ii) 每個住宅物業的內部尺寸；
(iii) 每個住宅物業的內部間隔的厚度；
(iv) 每個住宅物業內個別分隔室的外部尺寸。

根據條例附表1第1部第10(3)條，如有關發展項目的經批准的建築圖則，提供條例附表1第1部第10(2)(d)條所規定的資料，樓面平面圖須述明如此規定的該資料。

- 親臨發展項目的所在地實地視察，以了解有關物業的四周環境（包括交通和社區設施）；亦應查詢有否任何城市規劃方案和議決，會對有關的物業造成影響；參閱載於售樓說明書內的位置圖、鳥瞰照片、分區計劃大綱圖，以及橫截面圖。

5. 售樓說明書

- 確保所取得的售樓說明書屬最新版本。根據條例，提供予公眾的售樓說明書必須是在之前的三個月之內印製或檢視、或檢視及修改。
- 閱覽售樓說明書，並須特別留意以下資訊：
 - 售樓說明書內有否關於「有關資料」的部分，列出賣方知悉但並非為一般公眾人士所知悉，關於相當可能對享用有關住宅物業造成重大影響的事宜的資料。請注意，已在土地註冊處註冊的文件，其內容不會被視為「有關資料」；
 - 橫截面圖會顯示有關建築物相對毗連該建築物的每條街道的橫截面，以及每條上述街道與已知基準面和該建築物最低的一層住宅樓層的水平相對的水平。橫截面圖能以圖解形式，顯示出建築物最低一層住宅樓層和街道水平的高低差距，不論該最低住宅樓層以何種方式命名；
 - 室內和外部的裝置、裝修物料和設備；
 - 管理費按甚麼基準分擔；
 - 小業主有否責任或需要分擔管理、營運或維持有關發展項目以內或以外的公眾休憩用地或公共設施的開支，以及有關公眾休憩用地或公共設施的位置；以及
 - 小業主是否須要負責維修斜坡。

6. 政府批地文件和公契

- 閱覽政府批地文件和公契（或公契擬稿）。公契內載有天台和外牆業權等相關資料。賣方會在售樓處提供政府批地文件和公契（或公契擬稿）的複本，供準買家免費閱覽。
- 留意政府批地文件內所訂明小業主是否須要負責支付地稅。
- 留意公契內訂明有關物業內可否飼養動物。

1 | NOTES TO PURCHASERS OF FIRST-HAND RESIDENTIAL PROPERTIES

一手住宅物業買家須知

7. 售樓處內有關可供揀選住宅物業的資料

- 向賣方查詢清楚有哪些一手住宅物業可供揀選。若賣方在售樓處內展示「消耗表」，您可從該「消耗表」得悉在每個銷售日的銷售進度資料，包括在該個銷售日開始時有哪些住宅物業可供出售，以及在該個銷售日內有哪些住宅物業已獲揀選及售出。
- 切勿隨便相信有關發展項目銷情的傳言，倉卒簽立臨時買賣合約。

8. 成交紀錄冊

- 留意發展項目的成交紀錄冊。賣方須於臨時買賣合約訂立後的24小時內，於紀錄冊披露該臨時買賣合約的資料，以及於買賣合約訂立後一個工作天內，披露該買賣合約的資料。您可透過成交紀錄冊得悉發展項目的銷售情況。
- 切勿將賣方接獲用作登記的購樓意向書或本票的數目視為銷情指標。發展項目的成交紀錄冊才是讓公眾掌握發展項目每日銷售情況的最可靠資料來源。

9. 買賣合約

- 確保臨時買賣合約和買賣合約包含條例所規定的強制性條文。
- 留意有關物業買賣交易所包括的裝置、裝修物料和設備，須在臨時買賣合約和買賣合約上列明。
- 留意夾附於買賣合約的圖則。該圖則會顯示所有賣方售予您的物業面積，而該面積通常較該物業的實用面積為大。
- 訂立臨時買賣合約時，您須向擁有人（即賣方）支付樓價5%的臨時訂金。
- 如您在訂立臨時買賣合約後**五個工作日**（工作日指並非公眾假日、星期六、黑色暴雨警告日或烈風警告日的日子）之內，沒有簽立買賣合約，該臨時買賣合約即告終止，有關臨時訂金（即樓價的5%）會被沒收，而擁有人（即賣方）不得因您沒有簽立買賣合約而對您提出進一步申索。

- 在訂立臨時買賣合約後的五個工作日之內，倘您簽立買賣合約，則擁有人（即賣方）必須在訂立該臨時買賣合約後的八個工作日之內簽立買賣合約。
- 有關的訂金，應付予負責為所涉物業擔任保證金保存人的律師事務所。

10. 表達購樓意向

- 留意在賣方（包括其獲授權代表）就有關住宅物業向公眾提供價單前，賣方不得尋求或接納任何對有關住宅物業的購樓意向（不論是否屬明確選擇購樓意向）。因此您不應向賣方或其授權代表提出有關意向。
- 留意在有關住宅物業的銷售開始前，賣方（包括其獲授權代表）不得尋求或接納任何對該物業的有明確選擇購樓意向。因此您不應向賣方或其授權代表提出有關意向。

11. 委託地產代理

- 留意倘賣方委任一個或多於一個地產代理，以協助銷售其發展項目內任何指明住宅物業，該發展項目的價單必須列明在價單印刷日期當日所有獲委任為地產代理的姓名／名稱。
- 您可委託任何地產代理（不一定是賣方所指定的地產代理），以協助您購置發展項目內任何指明住宅物業；您亦可不委託任何地產代理。
- 委託地產代理以物色物業前，您應該 –
 - 了解該地產代理是否只代表您行事。該地產代理若同時代表賣方行事，倘發生利益衝突，未必能夠保障您的最大利益；
 - 了解您須否支付佣金予該地產代理。若須支付，有關的佣金金額和支付日期為何；以及
 - 留意只有持牌地產代理或營業員才可以接受您的委託。如有疑問，應要求該地產代理或營業員出示其「地產代理證」，或瀏覽地產代理監管局的網頁（網址：www.eaa.org.hk），查閱牌照目錄。

12. 委聘律師

- 考慮自行委聘律師，以保障您的利益。該律師若同時代表賣方行事，倘發生利益衝突，未必能夠保障您的最大利益。
- 比較不同律師的收費。

適用於一手未落成住宅物業

13. 預售樓花同意書

- 洽購地政總署「預售樓花同意方案」下的未落成住宅物業時，應向賣方確認地政總署是否已就該發展項目批出「預售樓花同意書」。

14. 示範單位

- 賣方不一定須設置示範單位供準買家或公眾參觀，但賣方如為某指明住宅物業設置示範單位，必須首先設置該住宅物業的無改動示範單位，才可設置該住宅物業的經改動示範單位，並可以就該住宅物業設置多於一個經改動示範單位。
- 參觀示範單位時，務必視察無改動示範單位，以便與經改動示範單位作出比較。然而，條例並沒有限制賣方安排參觀無改動示範單位及經改動示範單位的先後次序。
- 賣方設置示範單位供公眾參觀時，應已提供有關發展項目的售樓說明書。因此，緊記先行索取售樓說明書，以便在參觀示範單位時參閱相關資料。
- 您可以在無改動示範單位及經改動示範單位中進行量度，並在無改動示範單位內拍照或拍攝影片，惟在確保示範單位參觀者人身安全的前提下，賣方可能會設定合理的限制。

1 | NOTES TO PURCHASERS OF FIRST-HAND RESIDENTIAL PROPERTIES

一手住宅物業買家須知

適用於一手未落成住宅物業及尚待符合條件的已落成住宅物業

15. 預計關鍵日期及收樓日期

- 查閱售樓說明書中有關發展項目的預計關鍵日期³。
 - 售樓說明書中有關發展項目的預計關鍵日期並不同買家的「收樓日期」。買家的「收樓日期」必定較發展項目的預計關鍵日期遲。
- 收樓日期
 - 條例規定買賣合約須載有強制性條文，列明賣方須於買賣合約內列出的預計關鍵日期後的14日內，以書面為發展項目申請佔用文件、合格證明書，或地政總署署長的轉讓同意（視屬何種情況而定）。
 - 如發展項目屬地政總署預售樓花同意方案所規管，賣方須在合格證明書或地政總署署長的轉讓同意發出後的一個月內（以較早者為準），就賣方有能力有效地轉讓有關物業一事，以書面通知買家；或
 - 如發展項目並非屬地政總署預售樓花同意方案所規管，賣方須在佔用文件（包括佔用許可證）發出後的六個月內，就賣方有能力有效地轉讓有關物業一事，以書面通知買家。
 - 條例規定買賣合約須載有強制性條文，列明有關物業的買賣須於賣方發出上述通知的日期的14日內完成。有關物業的買賣完成後，賣方將安排買家收樓事宜。
- 認可人士可批予在預計關鍵日期之後完成發展項目
 - 條例規定買賣合約須載有強制性條文，列明發展項目的認可人士可以在顧及純粹由以下一個或多於一個原因所導致的延遲後，批予在預計關鍵日期之後，完成發展項目：

- 工人罷工或封閉工地；
 - 暴動或內亂；
 - 不可抗力或天災；
 - 火警或其他賣方所不能控制的意外；
 - 戰爭；或
 - 惡劣天氣。
- 發展項目的認可人士可以按情況，多於一次批予延後預計關鍵日期以完成發展項目，即收樓日期可能延遲。
 - 條例規定買賣合約須載有強制性條文，列明賣方須於認可人士批予延期後的14日內，向買家提供有關延期證明書的文本。
- 如對收樓日期有任何疑問，可向賣方查詢。

適用於一手已落成住宅物業

16. 賣方資料表格

- 確保取得最近三個月內印製有關您擬購買的一手已落成住宅物業的「賣方資料表格」。

17. 參觀物業

- 購置住宅物業前，確保已獲安排參觀您打算購置的住宅物業。倘參觀有關物業並非合理地切實可行，則應參觀與有關物業相若的物業，除非您以書面同意賣方無須開放與有關物業相若的物業供您參觀。您應仔細考慮，然後才決定是否簽署豁免上述規定的書面同意。
- 除非有關物業根據租約持有，或為確保物業參觀者的人身安全而須設定合理限制，您可以對該物業進行量度、拍照或拍攝影片。

任何與賣方銷售受條例所規管的一手住宅物業有關的投訴和查詢，請與一手住宅物業銷售監管局聯絡。

網址：www.srpa.gov.hk
電話：2817 3313
電郵：enquiry_srpa@hd.gov.hk
傳真：2219 2220

其他相關聯絡資料：

消費者委員會
網址：www.consumer.org.hk
電話：2929 2222
電郵：cc@consumer.org.hk
傳真：2856 3611

地產代理監管局
網址：www.eaa.org.hk
電話：2111 2777
電郵：enquiry@eaa.org.hk
傳真：2598 9596

香港地產建設商會
電話：2826 0111
傳真：2845 2521

運輸及房屋局
一手住宅物業銷售監管局
2017年8月

³ 一般而言，「關鍵日期」指該項目符合批地文件的條件的日期，或該項目在遵照經批准的建築圖則的情況下或按照豁免證明書的發出的條件在各方面均屬完成的日期。有關詳情請參閱條例第2條。

2 | INFORMATION ON THE DEVELOPMENT 發展項目的資料

Name of the street at which the development is situated and the street number allocated by the Commissioner of Rating and Valuation for the purpose of distinguishing the development

1 Sheung Foo Street

Total number of storeys of each multi-unit building

Tower 1, 2, 3, 5, 6 and 7: 17 storeys

The above number of storeys has not included 2 levels of basement, roof, upper roof and top roof

Floor numbering in each multi-unit building as provided in the approved building plans for the development

Tower 1, 2, 3, 5, 6 and 7 – B2/F, B1/F, G/F, 1-3/F, 5-12/F, 15-19/F, roof, upper roof and top roof

Omitted floor numbers in each multi-unit building in which the floor numbering is not in consecutive order

4/F, 13/F and 14/F

Refuge floors (if any) of each multi-unit building

No refuge floor

發展項目所位於的街道名稱及由差餉物業估價署署長為識別發展項目的目的而編配的門牌號數

常富街1號

每幢多單位建築物的樓層的總數

第1、2、3、5、6及7座：17層

上述樓層數目並不包括兩層地庫，天台，上層天台及頂層天台

發展項目的經批准的建築圖則所規定的每幢多單位建築物內的樓層號數

第1、2、3、5、6及7座：地庫2樓、地庫1樓、地下、1-3樓、5-12樓、15-19樓、天台、上層天台及頂層天台

每幢有不依連續次序的樓層號數的多單位建築物內被略去的樓層號數

4樓、13樓及14樓

每幢多單位建築物內的庇護層（如有的話）

不設庇護層

Vendor

Easy Merit Holdings Limited

Holding companies of the Vendor

Wheelock and Company Limited

Wheelock Investments Limited

Myers Investments Limited

Wheelock Properties Limited

Realty Development Corporation Limited

Dannette Holdings Limited

Authorized Person for the Development

Chan Wan Ming

The firm or corporation of which an Authorized Person for the Development is a proprietor, director or employee in his or her professional capacity

P & T Architects and Engineers Limited

Building contractor for the Development

Hanison Contractors Limited

The firm of solicitors acting for the owner in relation to the sale of residential properties in the Development

Baker & McKenzie

Any authorized institution that has made a loan, or has undertaken to provide finance, for the construction of the Development

The Hongkong and Shanghai Banking Corporation Limited

The Royal Bank of Scotland Public Limited Company, Hong Kong Branch

China Construction Bank Corporation Hong Kong Branch

(Note: the loan has been repaid in full)

Any other person who has made a loan for the construction of the Development

Wheelock Finance Limited

賣方

Easy Merit Holdings Limited

賣方的控權公司

會德豐有限公司

Wheelock Investments Limited

Myers Investments Limited

會德豐地產有限公司

聯邦地產有限公司

Dannette Holdings Limited

發展項目的認可人士

陳韻明

認可人士以其專業身分擔任經營人、董事或僱員的商號或法團

巴馬丹拿建築及工程師有限公司

發展項目的承建商

興勝營造有限公司

就發展項目中的住宅物業的出售而代表擁有人行事的律師事務所

貝克•麥堅時律師事務所

已為發展項目的建造提供貸款或已承諾為該項建造提供融資的認可機構

香港上海滙豐銀行有限公司

蘇格蘭皇家銀行有限公司，香港分行

中國建設銀行股份有限公司，香港分行

(註：該貸款已全數清償)

已為發展項目的建造提供貸款的任何其他人

Wheelock Finance Limited

(a)	The vendor or a building contractor for the development is an individual, and that vendor or contractor is an immediate family member of an authorized person for the development; 賣方或有關發展項目的承建商屬個人，並屬該項目的認可人士的家人；	Not applicable 不適用
(b)	The vendor or a building contractor for the development is a partnership, and a partner of that vendor or contractor is an immediate family member of such an authorized person; 賣方或該項目的承建商屬合夥，而該賣方或承建商的合夥人屬上述認可人士的家人；	Not applicable 不適用
(c)	The vendor or a building contractor for the development is a corporation, and a director or the secretary of that vendor or contractor (or a holding company of that vendor) is an immediate family member of such an authorized person; 賣方或該項目的承建商屬法團，而該賣方或承建商（或該賣方的控權公司）的董事或秘書屬上述認可人士的家人；	No 否
(d)	The vendor or a building contractor for the development is an individual, and that vendor or contractor is an immediate family member of an associate of such an authorized person; 賣方或該項目的承建商屬個人，並屬上述認可人士的有聯繫人士的家人；	Not applicable 不適用
(e)	The vendor or a building contractor for the development is a partnership, and a partner of that vendor or contractor is an immediate family member of an associate of such an authorized person; 賣方或該項目的承建商屬合夥，而該賣方或承建商的合夥人屬上述認可人士的有聯繫人士的家人；	Not applicable 不適用
(f)	The vendor or a building contractor for the development is a corporation, and a director or the secretary of that vendor or contractor (or a holding company of that vendor) is an immediate family member of an associate of such an authorized person; 賣方或該項目的承建商屬法團，而該賣方或承建商（或該賣方的控權公司）的董事或秘書屬上述認可人士的有聯繫人士的家人；	No 否
(g)	The vendor or a building contractor for the development is an individual, and that vendor or contractor is an immediate family member of a proprietor of a firm of solicitors acting for the owner in relation to the sale of residential properties in the development; 賣方或該項目的承建商屬個人，並屬就該項目內的住宅物業的出售代表擁有人行事的律師事務所行事的經營人的家人；	Not applicable 不適用
(h)	The vendor or a building contractor for the development is a partnership, and a partner of that vendor or contractor is an immediate family member of a proprietor of a firm of solicitors acting for the owner in relation to the sale of residential properties in the development; 賣方或該項目的承建商屬合夥，而該賣方或承建商的合夥人屬就該項目內的住宅物業的出售代表擁有人行事的律師事務所行事的經營人的家人；	Not applicable 不適用
(i)	The vendor or a building contractor for the development is a corporation, and a director or the secretary of that vendor or contractor (or a holding company of that vendor) is an immediate family member of a proprietor of such a firm of solicitors; 賣方或該項目的承建商屬法團，而該賣方或承建商（或該賣方的控權公司）的董事或秘書屬上述律師事務所的經營人的家人；	No 否
(j)	The vendor, a holding company of the vendor, or a building contractor for the development, is a private company, and an authorized person for the development, or an associate of such an authorized person, holds at least 10% of the issued shares in that vendor, holding company or contractor; 賣方、賣方的控權公司或有關發展項目的承建商屬私人公司，而該項目的認可人士或該認可人士的有聯繫人士持有該賣方、控權公司或承建商最少10%的已發行股份；	No 否

(k)	The vendor, a holding company of the vendor, or a building contractor for the development, is a listed company, and such an authorized person, or such an associate, holds at least 1% of the issued shares in that vendor, holding company or contractor; 賣方、賣方的控權公司或該項目的承建商屬上市公司，而上述認可人士或上述有聯繫人士持有該賣方、控權公司或承建商最少1%的已發行股份；	No 否
(l)	The vendor or a building contractor for the development is a corporation, and such an authorized person, or such an associate, is an employee, director or secretary of that vendor or contractor or of a holding company of that vendor; 賣方或該項目的承建商屬法團，而上述認可人士或上述有聯繫人士屬該賣方、承建商或該賣方的控權公司的僱員、董事或秘書；	No 否
(m)	The vendor or a building contractor for the development is a partnership, and such an authorized person, or such an associate, is an employee of that vendor or contractor; 賣方或該項目的承建商屬合夥，而上述認可人士或上述有聯繫人士屬該賣方或承建商的僱員；	Not applicable 不適用
(n)	The vendor, a holding company of the vendor, or a building contractor for the development, is a private company, and a proprietor of a firm of solicitors acting for the owner in relation to the sale of residential properties in the development holds at least 10% of the issued shares in that vendor, holding company or contractor; 賣方、賣方的控權公司或該項目的承建商屬私人公司，而就該項目中的住宅物業的出售而代表擁有人行事的律師事務所的經營人持有該賣方、控權公司或承建商最少10%的已發行股份；	No 否
(o)	The vendor, a holding company of the vendor, or a building contractor for the development, is a listed company, and a proprietor of such a firm of solicitors holds at least 1% of the issued shares in that vendor, holding company or contractor; 賣方、賣方的控權公司或該項目的承建商屬上市公司，而上述律師事務所的經營人持有該賣方、控權公司或承建商最少1%的已發行股份；	No 否
(p)	The vendor or a building contractor for the development is a corporation, and a proprietor of such a firm of solicitors is an employee, director or secretary of that vendor or contractor or of a holding company of that vendor; 賣方或該項目的承建商屬法團，而上述律師事務所的經營人屬該賣方或承建商或該賣方的控權公司的僱員、董事或秘書；	No 否
(q)	The vendor or a building contractor for the development is a partnership, and a proprietor of such a firm of solicitors is an employee of that vendor or contractor; 賣方或該項目的承建商屬合夥，而上述律師事務所的經營人屬該賣方或承建商的僱員；	Not applicable 不適用
(r)	The vendor or a building contractor for the development is a corporation, and the corporation of which an authorized person for the development is a director or employee in his or her professional capacity is an associate corporation of that vendor or contractor or of a holding company of that vendor; 賣方或該項目的承建商屬法團，而該項目的認可人士以其專業身分擔任董事或僱員的法團為該賣方或承建商或該賣方的控權公司的有聯繫法團；	No 否
(s)	The vendor or a building contractor for the development is a corporation, and that contractor is an associate corporation of that vendor or of a holding company of that vendor. 賣方或該項目的承建商屬法團，而該承建商屬該賣方或該賣方的控權公司的有聯繫法團。	No 否

5

INFORMATION ON DESIGN OF THE DEVELOPMENT

發展項目的設計的資料

There are non-structural prefabricated external walls forming part of the enclosing walls for the Development.
發展項目有構成圍封牆的一部份的非結構的預製外牆。

The thickness of the non-structural prefabricated external walls of Tower 1, 2, 3, 5, 6 & 7 of the Development is 150mm.
發展項目的第1、2、3、5、6及7座的非結構的預製外牆之厚度為150毫米。

Schedule of Total Area of the Non-structural Prefabricated External Walls of Each Residential Property

每個住宅物業的非結構的預製外牆總面積表

Block Name 大廈名稱	Floor 樓層	Unit 單位	Total area of non-structural prefabricated external walls of each residential property (sq.m) 每個住宅物業的非結構的預製外牆的總面積 (平方米)
Tower 1 第1座	1/F 1樓	B	0.221
		C	0.919
		D	0.386
		E	0.221
		F	0.221
		G	0.719
	2/F 2樓	B	0.221
		C	0.919
		D	0.386
		E	0.221
		F	0.221
		G	0.832
	3/F, 5-12/F & 15-18/F 3樓、 5至12樓及 15至18樓	A	0.240
		B	0.221
		C	0.919
		D	0.386
		E	0.221
		F	0.221
		G	0.831

Block Name 大廈名稱	Floor 樓層	Unit 單位	Total area of non-structural prefabricated external walls of each residential property (sq.m) 每個住宅物業的非結構的預製外牆的總面積 (平方米)
Tower 1 第1座	19/F 19樓	A	0.689
		B	0.443
		C	0.386
		D	0.221
		E	0.221
Tower 2 第2座	1/F 1樓	A	0.757
		B	0.832
		C	—
		D	—
		E	0.364
		F	0.136
	2-3/F, 5-12/F & 15-18/F 2至3樓, 5至12樓及 15至18樓	A	0.757
		B	0.833
		C	—
		D	—
		E	0.364
		F	0.136
	19/F 19樓	A	—
		B	—
		C	0.364
		D	0.136

5

INFORMATION ON DESIGN OF THE DEVELOPMENT
發展項目的設計的資料

Block Name 大廈名稱	Floor 樓層	Unit 單位	Total area of non-structural prefabricated external walls of each residential property (sq.m) 每個住宅物業的非結構的預製外牆的總面積 (平方米)
Tower 3 第3座	G/F 地下	A	—
		B	—
		C	—
		D	—
	1/F 1樓	A	0.221
		B	0.667
		C	—
		D	0.206
		E	0.214
		F	0.214
		G	0.221
	2-3/F, 5-12/F & 15-17/F 2至3樓、 5至12樓及 15至17樓	A	0.221
		B	0.667
		C	—
		D	0.206
		E	0.214
		F	0.214
		G	0.221
	18/F 18樓	A	0.221
		B	0.667
		C	—
		D	0.206
		E	0.214
		F	0.214
		G	0.221

Block Name 大廈名稱	Floor 樓層	Unit 單位	Total area of non-structural prefabricated external walls of each residential property (sq.m) 每個住宅物業的非結構的預製外牆的總面積 (平方米)
Tower 3 第3座	19/F 19樓	A	0.221
		B	0.667
		C	—
		D	0.206
		E	0.214
		F	0.214
		G	0.221
Tower 5 第5座	G/F 地下	A	—
		B	—
		C	—
	1/F 1樓	A	0.192
		B	0.150
		C	—
		D	0.240
		E	—
	2-3/F, 5-12/F & 15-18/F 2至3樓、 5至12樓及 15至18樓	A	0.191
		B	0.150
		C	—
		D	0.240
		E	—
	19/F 19樓	A	0.191
		B	0.150
		C	—
		D	0.240
		E	—

5

INFORMATION ON DESIGN OF THE DEVELOPMENT
發展項目的設計的資料

Block Name 大廈名稱	Floor 樓層	Unit 單位	Total area of non-structural prefabricated external walls of each residential property (sq.m) 每個住宅物業的非結構的預製外牆的總面積 (平方米)
Tower 6 第6座	1/F 1樓	A	0.296
		B	—
		C	0.458
		D	0.983
		E	0.191
	2-3/F, 5-12/F & 15-17/F 2至3樓、 5至12樓及 15至17樓	A	0.296
		B	—
		C	0.458
		D	0.983
		E	0.191
	18-19/F 18至19樓	A	0.296
		B	—
		C	0.458
		D	0.983
		E	0.191

Block Name 大廈名稱	Floor 樓層	Unit 單位	Total area of non-structural prefabricated external walls of each residential property (sq.m) 每個住宅物業的非結構的預製外牆的總面積 (平方米)
Tower 7 第7座	1/F 1樓	A	0.825
		B	0.698
		C	0.221
		D	0.221
		E	0.540
	2-3/F, 5-12/F & 15-18/F 2至3樓、 5至12樓及 15至18樓	A	0.825
		B	0.698
		C	0.221
		D	0.221
		E	0.540
	19/F 19樓	A	0.825
		B	0.698
		C	0.221
		D	0.221
		E	0.540

5

INFORMATION ON DESIGN OF THE DEVELOPMENT
發展項目的設計的資料

There are curtain walls forming part of the enclosing walls for the Development.
發展項目有構成圍封牆的一部份的幕牆。

The thickness of the curtain walls of Tower 1, 2, 3, 5, 6 & 7 of the Development is 300mm.
發展項目的第1、2、3、5、6及7座的幕牆之厚度為300毫米。

Schedule of Total Area of Curtain Walls of Each Residential Property
每個住宅物業的幕牆總面積表

Block Name 大廈名稱	Floor 樓層	Unit 單位	Total area of curtain walls of each residential property (sq.m) 每個住宅物業的幕牆的總面積 (平方米)
Tower 1 第1座	1/F 1樓	B	2.198
		C	2.198
		D	1.230
		E	1.110
		F	1.140
		G	1.688
	2/F 2樓	B	2.198
		C	2.198
		D	1.230
		E	1.110
		F	1.140
		G	1.688
	3/F, 5-12/F & 15-18/F 3樓、 5至12樓及 15至18樓	A	2.465
		B	2.198
		C	2.198
		D	1.230
		E	1.110
		F	1.140
		G	1.688

Block Name 大廈名稱	Floor 樓層	Unit 單位	Total area of curtain walls of each residential property (sq.m) 每個住宅物業的幕牆的總面積 (平方米)
Tower 1 第1座	19/F 19樓	A	3.475
		B	4.516
		C	1.230
		D	1.110
		E	1.140
Tower 2 第2座	1/F 1樓	A	1.373
		B	0.990
		C	0.566
		D	1.018
		E	1.148
		F	0.488
	2-3/F, 5-12/F & 15-18/F 2至3樓、 5至12樓及 15至18樓	A	2.003
		B	1.312
		C	0.845
		D	1.647
		E	1.148
		F	0.488
	19/F 19樓	A	3.288
		B	1.647
		C	1.148
		D	0.488

5

INFORMATION ON DESIGN OF THE DEVELOPMENT

發展項目的設計的資料

Block Name 大廈名稱	Floor 樓層	Unit 單位	Total area of curtain walls of each residential property (sq.m) 每個住宅物業的幕牆的總面積 (平方米)
Tower 3 第3座	G/F 地下	A	2.170
		B	1.409
		C	1.424
		D	1.409
	1/F 1樓	A	1.845
		B	1.080
		C	0.945
		D	0.945
		E	1.572
		F	1.148
		G	1.148
	2-3/F, 5-12/F & 15-17/F 2至3樓、 5至12樓及 15至17樓	A	1.845
		B	1.402
		C	1.572
		D	1.497
		E	1.572
		F	1.148
		G	1.148
	18/F 18樓	A	1.845
		B	1.402
		C	1.572
		D	1.497
		E	1.572
		F	1.148
		G	1.148

Block Name 大廈名稱	Floor 樓層	Unit 單位	Total area of curtain walls of each residential property (sq.m) 每個住宅物業的幕牆的總面積 (平方米)
Tower 3 第3座	19/F 19樓	A	1.845
		B	1.402
		C	1.572
		D	1.497
		E	1.572
		F	1.148
		G	1.148
Tower 5 第5座	G/F 地下	A	2.137
		B	1.998
		C	1.482
	1/F 1樓	A	1.883
		B	0.945
		C	1.257
		D	1.688
		E	1.883
	2-3/F, 5-12/F & 15-18/F 2至3樓、 5至12樓及 15至18樓	A	1.883
		B	1.497
		C	1.497
		D	1.688
		E	1.883
	19/F 19樓	A	1.883
		B	1.497
		C	1.497
		D	1.688
		E	1.883

5

INFORMATION ON DESIGN OF THE DEVELOPMENT
發展項目的設計的資料

Block Name 大廈名稱	Floor 樓層	Unit 單位	Total area of curtain walls of each residential property (sq.m) 每個住宅物業的幕牆的總面積 (平方米)
Tower 6 第6座	1/F 1樓	A	1.688
		B	1.178
		C	1.185
		D	1.883
		E	1.050
	2-3/F, 5-12/F & 15-17/F 2至3樓、 5至12樓及 15至17樓	A	1.688
		B	1.178
		C	1.185
		D	1.883
		E	1.050
	18-19/F 18至19樓	A	1.688
		B	1.178
		C	1.185
		D	1.883
		E	1.050

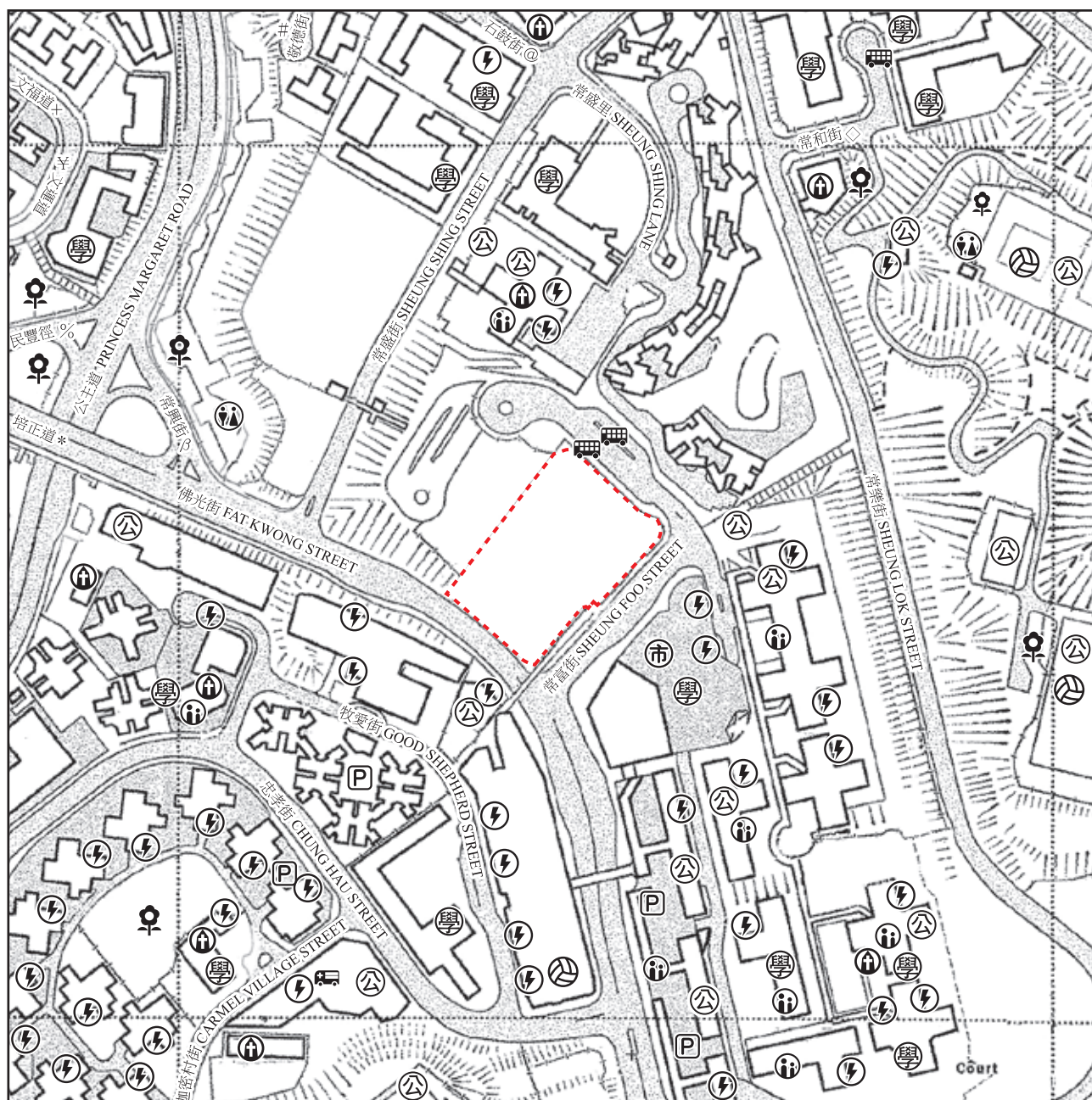
Block Name 大廈名稱	Floor 樓層	Unit 單位	Total area of curtain walls of each residential property (sq.m) 每個住宅物業的幕牆的總面積 (平方米)
Tower 7 第7座	1/F 1樓	A	1.883
		B	1.688
		C	0.608
		D	1.560
		E	1.688
	2-3/F, 5-12/F & 15-18/F 2至3樓、 5至12樓及 15至18樓	A	1.883
		B	1.688
		C	0.608
		D	1.560
		E	1.688
	19/F 19樓	A	1.883
		B	1.688
		C	0.608
		D	1.560
		E	1.688

Harriman Property Management Limited is appointed as the Manager of the Development under the deed of mutual covenant that has been executed.

根據已簽立的公契，獲委任為發展項目的管理人為夏利文物業管理有限公司。

7 LOCATION PLAN OF THE DEVELOPMENT

發展項目的所在位置圖



NOTATION 圖例

- An Ambulance Depot
救護車站
- Public Carpark (including lorry park)
公眾停車場 (包括貨車停泊處)
- Public Convenience
公廁
- Sports Facilities (including a sports ground and a swimming pool)
體育設施 (包括運動場及游泳池)
- Public Utility Installation
公用事業設施裝置
- School (including kindergarten)
學校 (包括幼稚園)
- Power Plant (including electricity sub-stations)
發電廠 (包括電力分站)
- Social Welfare Facilities (including elderly centre and home for the mentally disabled)
社會福利設施 (包括老人中心及弱智人士護理院)
- Religious Institution (including church, temple and Tsz Tong)
宗教場所 (包括教堂、廟宇及祠堂)
- Public Transport Terminal (including rail station)
公共交通總站 (包括鐵路車站)
- Public Park
公園
- Market (including Wet Market and Wholesale Market)
市場 (包括濕貨市場及批發市場)

Street name(s) not shown in full in the Location Plan of the Development:

於發展項目的所在位置圖未能顯示之行街道全名：

KING TAK STREET 敬德街 ¥ MAN WAN ROAD 文運道 + MAN FUK ROAD 文福道
% MAN FUNG STREET 民豐徑 * PUI CHING ROAD 培正道 β SHEUNG HING STREET 常興街
◇ SHEUNG WO STREET 常和街 @ SHEK KU STREET 石鼓街

The above Location Plan is prepared based on a reproduction of Survey Sheet No. 11-NW-D dated 11 October 2019 with adjustments where necessary.

上述所在位置圖使用日期為2019年10月11日之測繪圖 (編號11-NW-D)，複印後修正處理。



Remarks:

- Due to technical reasons as a result of the irregular boundary of the Development, the Location Plan has shown more than the area required under the "Residential Properties (First-hand Sales) Ordinance".
- The map reproduced with permission of the Director of Lands © The Government of Hong Kong SAR. Licence No. 11/2016.
- The vendor advises prospective purchasers to conduct an on-site visit for a better understanding of the development site, its surrounding environment and the public facilities nearby.

備註：

- 因發展項目的不規則界線引致的技術原因，所在位置圖所顯示的範圍多於《一手住宅物業銷售條例》所要求。
- 地圖版權屬香港特別行政區政府，經地政總署准許複印，版權特許編號11/2016。
- 賣方建議準買方到該發展地盤作實地考察，以對該發展地盤、其周邊地區環境及附近的公共設施有較佳了解。

8 | AERIAL PHOTOGRAPH OF THE DEVELOPMENT 發展項目的鳥瞰照片

This blank area falls outside the coverage of the relevant Aerial Photograph
鳥瞰照片並不覆蓋本空白範圍




Survey and Mapping Office, Lands Department, The Government of HKSAR © Copyright reserved - reproduction by permission only.

香港特別行政區政府地政總署測繪處©版權所有，未經許可，不得複製。

Adopted from part of the aerial photograph taken by the Survey and Mapping Office of Land Department at a flying height of 6,900 feet, photo No.E054340C, date 23 January 2019.

摘錄自地政總署測繪處於2019年1月23日在6,900呎飛行高度拍攝之鳥瞰照片，編號為E054340C。



LOCATION OF THE DEVELOPMENT
發展項目的位置

Remarks:

Due to technical reasons (such as the shape of the Development), the aerial photograph has shown more than the area required under the "Residential Properties (First-hand Sales) Ordinance".

備註：

因技術原因（例如發展項目之形狀），鳥瞰照片所顯示的範圍多於《一手住宅物業銷售條例》所要求。




This blank area
falls outside the
coverage of the
relevant Aerial
Photograph
鳥瞰照片並不覆
蓋本空白範圍

Survey and Mapping Office, Lands Department, The Government of HKSAR © Copyright reserved - reproduction by permission only.

香港特別行政區政府地政總署測繪處©版權所有，未經許可，不得複製。

Adopted from part of the aerial photograph taken by the Survey and Mapping Office of Land Department at a flying height of 6,900 feet, photo No.E054341C, date 23 January 2019.

摘錄自地政總署測繪處於2019年1月23日在6,900呎飛行高度拍攝之鳥瞰照片，編號為E054341C。



LOCATION OF THE DEVELOPMENT

發展項目的位置

Remarks:

Due to technical reasons (such as the shape of the Development), the aerial photograph has shown more than the area required under the "Residential Properties (First-hand Sales) Ordinance".

備註：

因技術原因（例如發展項目之形狀），鳥瞰照片所顯示的範圍多於《一手住宅物業銷售條例》所要求。

9

OUTLINE ZONING PLAN RELATING TO THE DEVELOPMENT 關乎發展項目的分區計劃大綱圖

9 OUTLINE ZONING PLAN RELATING TO THE DEVELOPMENT

關於發展項目的分區計劃大綱圖



Part of the draft Yau Ma Tei (Kowloon Planning Area No. 2) Outline Zoning Plan No. S/K2/22 gazetted on 16 May 2014.

摘錄2014年5月16日憲報公布之油麻地（九龍規劃區第2區）分區計劃大綱草圖編號S/K2/22。

NOTATION 圖例

ZONES 地帶

Government, Institution or Community 政府、機構或社區

G/IC

Open Space 休憩用地

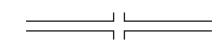
O

Other Specified Uses 其他指定用途

OU

COMMUNICATIONS 交通

Major Road and Junction 主要道路及路口



MISCELLANEOUS 其他

Boundary of Planning Scheme 規劃範圍界線



Maximum Building Height (in metres above principal datum)

最高建築物高度（在主水平基準上若干米）




Remarks:

1. The above Outline Zoning Plan is an excerpt of the draft Yau Ma Tei (Kowloon Planning Area No. 2) Outline Zoning Plan No. S/K2/22 gazetted on 16 May 2014, with adjustments where necessary as shown in green.
2. The plan is reproduced with permission of the Director of Lands © The Government of Hong Kong SAR.
3. Due to technical reasons (such as the shape of the Development), the Outline Zoning Plan has shown more than the area required under the "Residential Properties (First-hand Sales) Ordinance".

備註：

1. 上述分區計劃大綱圖摘錄自2014年5月16日憲報公布之油麻地（九龍規劃區第2區）分區計劃大綱草圖編號S/K2/22，經處理，以綠色顯示。
2. 地圖版權屬香港特別行政區政府，經地政總署准許複印。
3. 因技術原因（例如發展項目之形狀），分區計劃大綱圖所顯示的範圍多於《一手住宅物業銷售條例》所要求。



LOCATION OF THE DEVELOPMENT
發展項目的位置

Scale 比例：

M/米 0 100 200 300 400 500




9 OUTLINE ZONING PLAN RELATING TO THE DEVELOPMENT

關乎發展項目的分區計劃大綱圖

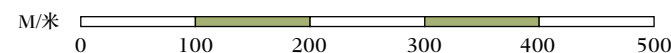


The Railway as described in the railway scheme for the Shatin to Central Link authorized by the Chief Executive in council under the railways ordinance (chapter 519) on 27 March 2012 is shown on this plan for information only.
行政長官會同行政會議於二零一二年三月二十七日根據鐵路條例 (第519章) 批准沙中綫鐵路方案，有關方案的鐵路顯示在這份圖則上只供參考之用。



LOCATION OF THE DEVELOPMENT
發展項目的位置

Scale 比例：



Part of the approved Ho Man Tin (Kowloon Planning Area No. 6 and 7) Outline Zoning Plan No. S/K7/24 gazetted on 18 September 2015.

摘錄2015年9月18日憲報公布之何文田 (九龍規劃區第6及7區) 分區計劃大綱核准圖編號 S/K7/24。

NOTATION 圖例

ZONES 地帶

Residential (Group A) 住宅 (甲類)

Residential (Group B) 住宅 (乙類)


Residential (Group C) 住宅 (丙類)

Government, Institution or Community 政府、機構或社區

Open Space 休憩用地

Other Specified Uses 其他指定用途

Green Belt 綠化地帶

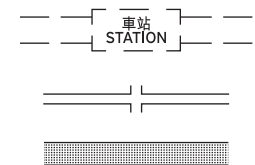


COMMUNICATIONS 交通

Railway and Station (Underground) 鐵路及車站 (地下)

Major Road and Junction 主要道路及路口

Elevated Road 高架道路



MISCELLANEOUS 其他

Boundary of Planning Scheme 規劃範圍界線

Building Height Control Zone Boundary 建築物高度管制區界線

Maximum Building Height (in metres above principal datum)

最高建築物高度 (在主水平基準上若干米)



Maximum Building Height (in number of storeys)

最高建築物高度 (樓層數目)



Petrol Filling Station 加油站

P F S

Non-Building Area 非建築用地



Remarks:

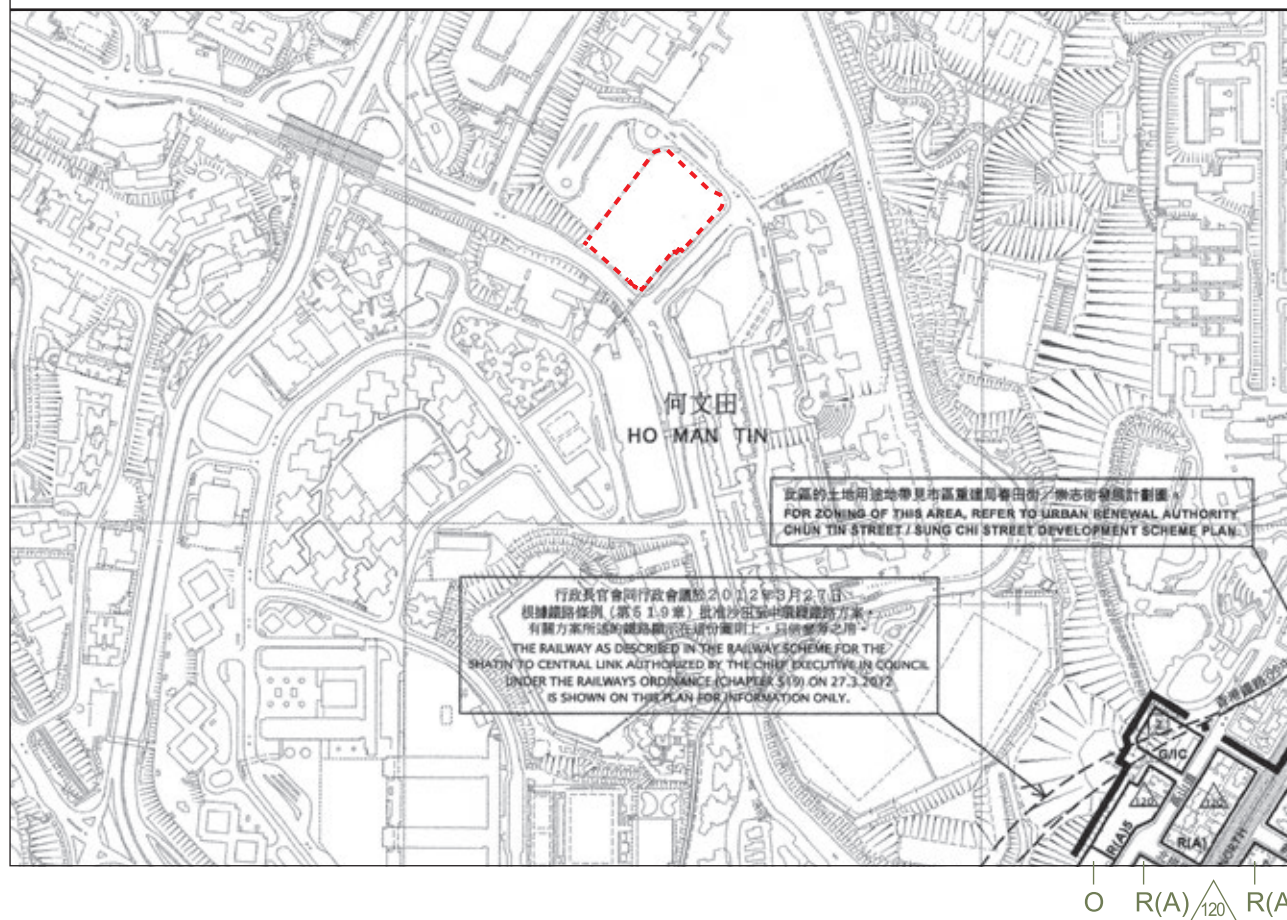
1. The above Outline Zoning Plan is an excerpt of the approved Ho Man Tin (Kowloon Planning Area No. 6 and 7) Outline Zoning Plan No. S/K7/24 gazetted on 18 September 2015, with adjustments where necessary as shown in green.
2. The plan is reproduced with permission of the Director of Lands © The Government of Hong Kong SAR.
3. Due to technical reasons (such as the shape of the Development), the Outline Zoning Plan has shown more than the area required under the "Residential Properties (First-hand Sales) Ordinance".

備註：

1. 上述分區計劃大綱圖摘錄自2015年9月18日憲報公布之何文田 (九龍規劃區第6及7區) 分區計劃大綱核准圖編號S/K7/24，經處理，以綠色顯示。
2. 地圖版權屬香港特別行政區政府，經地政總署准許複印。
3. 因技術原因 (例如發展項目之形狀)，分區計劃大綱圖所顯示的範圍多於《一手住宅物業銷售條例》所要求。

9 | OUTLINE ZONING PLAN RELATING TO THE DEVELOPMENT 關於發展項目的分區計劃大綱圖

This blank area falls outside the coverage of the relevant Outline Zoning Plan
當區分區計劃大綱圖並不覆蓋本空白範圍



Part of the draft Hung Hom (Kowloon Planning Area No. 9) Outline Zoning Plan No. S/K9/26 gazetted on 10 November 2017.

摘錄2017年11月10日憲報公布之紅磡（九龍規劃區第9區）分區計劃大綱草圖編號S/K9/26。

NOTATION 圖例

ZONES 地帶

Residential (Group A) 住宅（甲類）

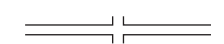
RA

Open Space 休憩用地


O

COMMUNICATIONS 交通

Major Road and Junction 主要道路及路口



Elevated Road 高架道路



MISCELLANEOUS 其他

Boundary of Planning Scheme 規劃範圍界線



Maximum Building Height (in metres above principal datum)

最高建築物高度（在主水平基準上若干米）



Remarks:

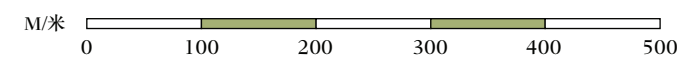
1. The above Outline Zoning Plan is an excerpt of the draft Hung Hom (Kowloon Planning Area No. 9) Outline Zoning Plan No. S/K9/26 gazetted on 10 November 2017, with adjustments where necessary as shown in green.
2. The plan is reproduced with permission of the Director of Lands © The Government of Hong Kong SAR.
3. Due to technical reasons (such as the shape of the Development), the Outline Zoning Plan has shown more than the area required under the "Residential Properties (First-hand Sales) Ordinance".

備註：

1. 上述分區計劃大綱圖摘錄自2017年11月10日憲報公布之紅磡（九龍規劃區第9區）分區計劃大綱草圖編號S/K9/26，經處理，以綠色顯示。
2. 地圖版權屬香港特別行政區政府，經地政總署准許複印。
3. 因技術原因（例如發展項目之形狀），分區計劃大綱圖所顯示的範圍多於《一手住宅物業銷售條例》所要求。

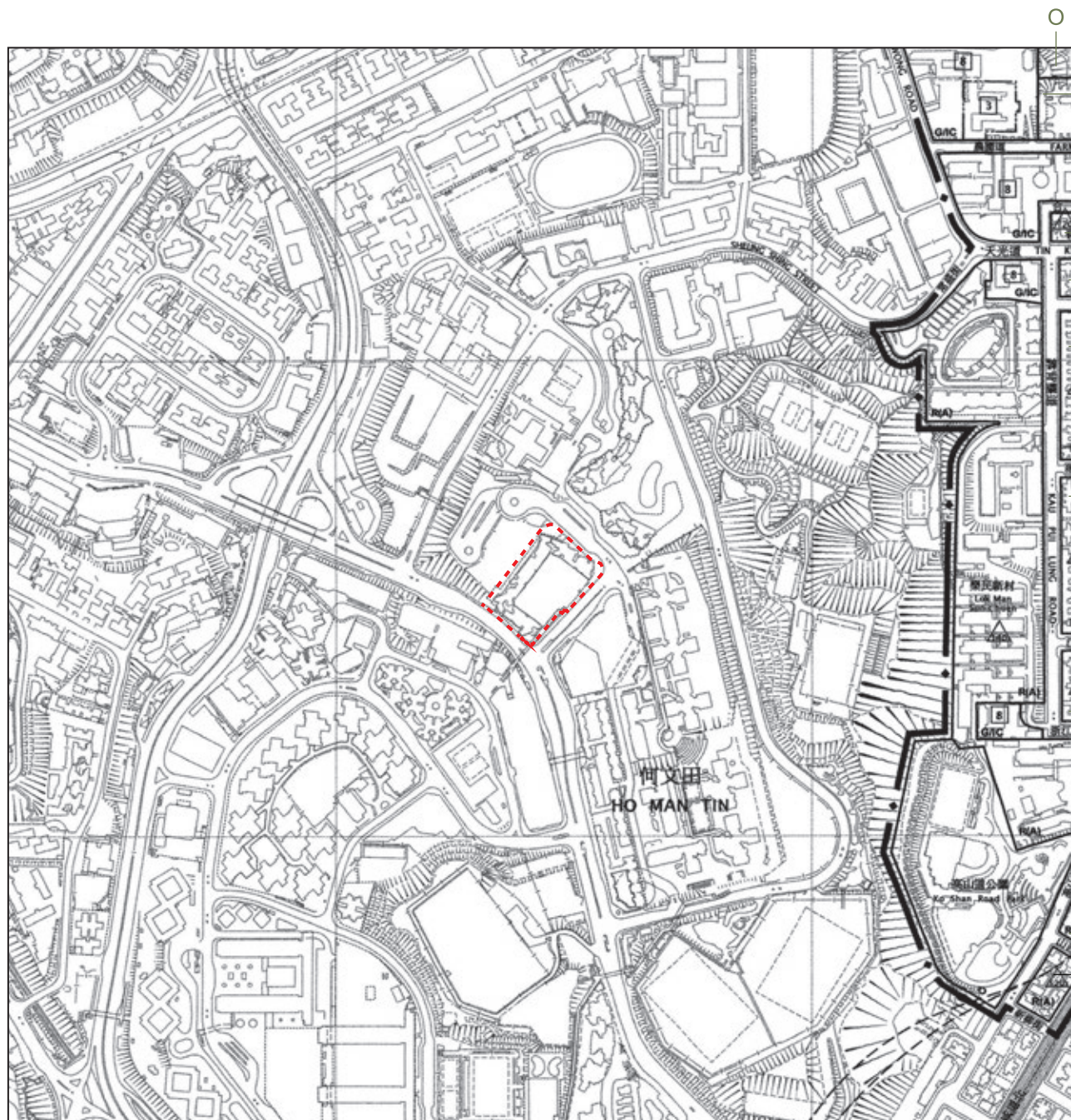
LOCATION OF THE DEVELOPMENT
發展項目的位置

Scale 比例：



9 OUTLINE ZONING PLAN RELATING TO THE DEVELOPMENT

關乎發展項目的分區計劃大綱圖



NOTATION 圖例

ZONES 地帶

Residential (Group A) 住宅 (甲類)

Residential (Group B) 住宅 (乙類)

Open Space 休憩用地

COMMUNICATIONS 交通

Railway and Station (Underground) 鐵路及車站 (地下)

Major Road and Junction 主要道路及路口

Elevated Road 高架道路

MISCELLANEOUS 其他

Boundary of Planning Scheme 規劃範圍界線

Building Height Control Zone Boundary 建築物高度管制區界線

Maximum Building Height (in metres above principal datum)
最高建築物高度 (在主水平基準上若干米)

Maximum Building Height (in number of storeys)
最高建築物高度 (樓層數目)

R(A)

R(B)

O

車站
STATION

Major Road and Junction

Elevated Road

Boundary of Planning Scheme

Building Height Control Zone Boundary

100

8

The Railway as described in the railway scheme for the Shatin to Central Link authorized by the Chief Executive in council under the railways ordinance (chapter 519) on 27 March 2012 is shown on this plan for information only.

行政長官會同行政會議於二零一二年三月二十七日根據鐵路條例 (第519章) 批准沙中綫鐵路方案，有關方案的鐵路顯示在這份圖則上只供參考之用。

Part of the draft Ma Tau Kok (Kowloon Planning Area No. 10) Outline Zoning Plan No. S/K10/25 gazetted on 5 July 2019.

摘錄2019年7月5日憲報公布之馬頭角 (九龍規劃區第10區) 分區計劃大綱草圖編號S/K10/25。

LOCATION OF THE DEVELOPMENT
發展項目的位置

Scale 比例:

M/米 0 100 200 300 400 500


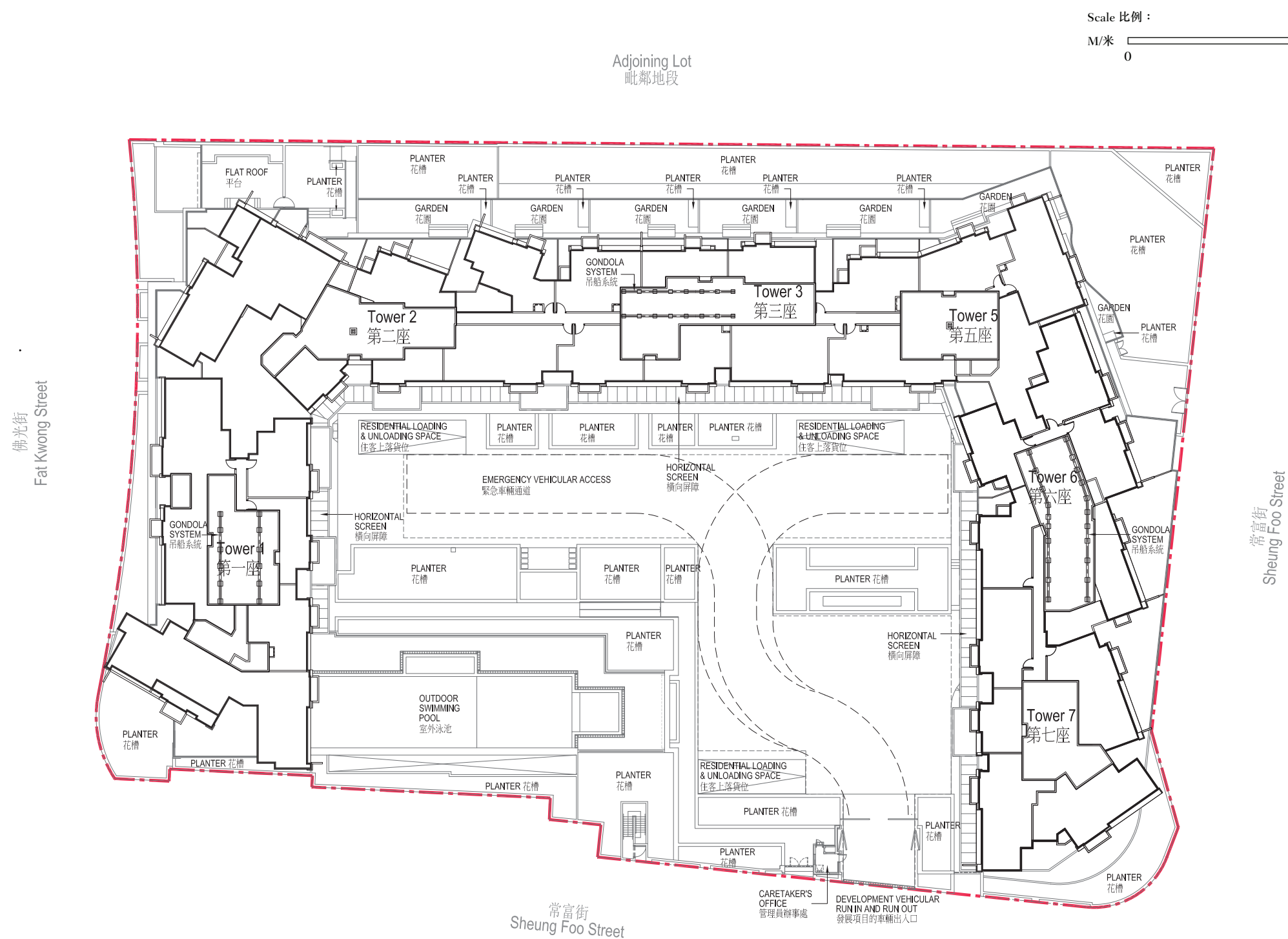


Remarks:

1. The above Outline Zoning Plan is an excerpt of the draft Ma Tau Kok (Kowloon Planning Area No. 10) Outline Zoning Plan No. S/K10/25 gazetted on 5 July 2019, with adjustments where necessary as shown in green.
2. The plan is reproduced with permission of the Director of Lands © The Government of Hong Kong SAR.
3. Due to technical reasons (such as the shape of the Development), the Outline Zoning Plan has shown more than the area required under the "Residential Properties (First-hand Sales) Ordinance".

備註:

1. 上述分區計劃大綱圖摘錄自2019年7月5日憲報公布之馬頭角 (九龍規劃區第10區) 分區計劃大綱草圖編號S/K10/25，經處理，以綠色顯示。
2. 地圖版權屬香港特別行政區政府，經地政總署准許複印。
3. 因技術原因 (例如發展項目之形狀)，分區計劃大綱圖所顯示的範圍多於《一手住宅物業銷售條例》所要求。



BOUNDARY OF THE DEVELOPMENT
發展項目的界線

11

FLOOR PLANS OF RESIDENTIAL PROPERTIES IN THE DEVELOPMENT
發展項目的住宅物業的樓面平面圖

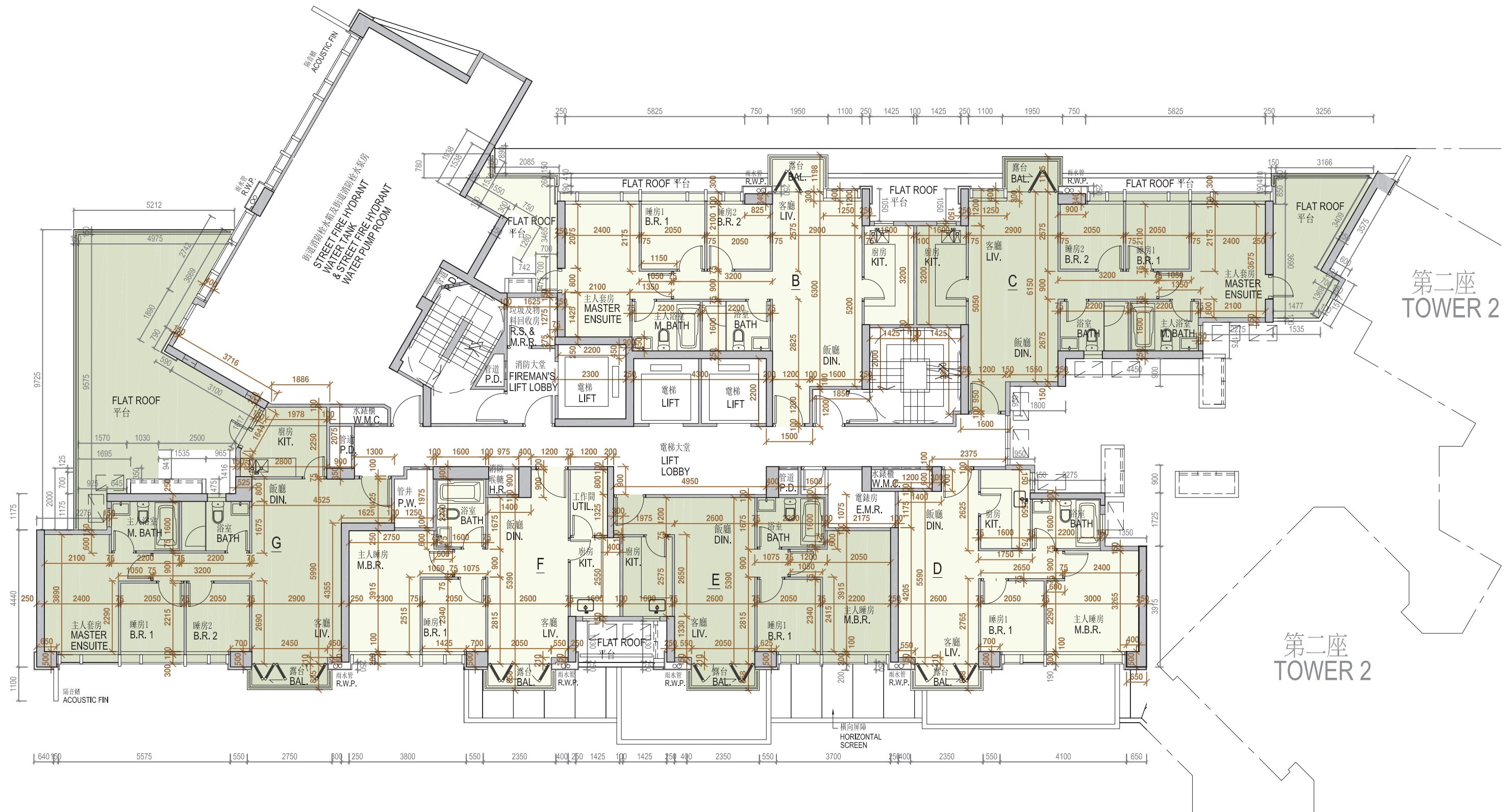
LEGEND 圖例

A/C PLATFORM = AIR CONDITIONING PLATFORM = 空調機平台	H.R. = HOSE REEL = 消防喉轆
A.D. = AIR DUCT = 風槽	KIT. = KITCHEN = 廚房
ARCH. F = ARCHITECTURAL FEATURE = 裝飾線	LIV. = LIVING ROOM = 客廳
BAL. = BALCONY = 露台	M. BATH = MASTER BATHROOM = 主人浴室
BATH = BATHROOM = 浴室	M.B.R. = MASTER BEDROOM = 主人睡房
B.R. = BEDROOM = 睡房	P.D. = PIPE DUCT = 管道
B.R. 1 = BEDROOM 1 = 睡房 1	P.W. = PIPE WELL = 管井
B.R. 2 = BEDROOM 2 = 睡房 2	REST RM. = REST ROOM = 洗手間
B.R. 3 = BEDROOM 3 = 睡房 3	R.S. & M.R.R. = REFUSE STORAGE AND MATERIAL RECOVERY ROOM = 垃圾及物料回收房
DIN. = DINING ROOM = 飯廳	R.W.P. = RAIN WATER PIPE = 雨水管
DRESSING RM. = DRESSING ROOM = 衣帽間	STO. = STORE ROOM = 儲物房
EL. = ELECTRIC ROOM = 電制房	U.P. = UTILITY PLATFORM = 工作平台
E.M.R. = ELECTRICAL METER ROOM = 電錶房	UTIL. = UTILITY ROOM = 工作間
ELV. = EXTRA LOW VOLTAGE ROOM = 特低壓電線槽	W.M.C. = WATER METER CABINET = 水錶櫃
F.S. CONTROL ROOM = FIRE SERVICES CONTROL ROOM = 消防控制室	

TOWER 1 1/F FLOOR PLAN
第1座 1樓樓面平面圖

Scale 比例：

M/米 0 5 10



第二座
TOWER 2

第二座
TOWER 2

11

FLOOR PLANS OF RESIDENTIAL PROPERTIES IN THE DEVELOPMENT
發展項目的住宅物業的樓面平面圖

	Tower 座	Floor 樓層	Units 單位					
			B	C	D	E	F	G
The thickness of the floor slabs (excluding plaster) of each residential property (mm) 每個住宅物業的樓板（不包括灰泥）的厚度（毫米）	Tower 1 第1座	1/F 1樓	125, 150	125, 150	125, 150, 200	125, 150	125, 150, 175	125, 150
The floor-to-floor height (refers to the height between the top surface of the structural slab of a floor and the top surface of the structural slab of its immediate upper floor) of each residential property (mm) 每個住宅物業的層與層之間的高度（指該樓層之石屎地台面與上一層石屎地台面之高度距離）（毫米）			3100~, 3150, 3150*, 3200~, 3550~	3150, 3150*, 3200~, 3550~	3150, 3200~, 3550~	3150, 3200~, 3550~	3150, 3200~, 3550~	3150, 3200~, 3450~, 3550~

The internal areas of the residential properties on the upper floors will generally be slightly larger than those on the lower floors because of the reducing thickness of the structural walls on the upper floors (Note: Not applicable)
因住宅物業的的較高樓層的結構牆的厚度遞減，較高樓層的內部面積，一般比較低樓層的內部面積稍大（註：不適用）

* Inclusive of the sunken depth of the sunken slab on the floor of this floor (100mm)
包括本層地台跌級樓板之跌級深度（100 毫米）

~ Inclusive of the sunken depth of the sunken slab on the floor of this floor (400mm)
包括本層地台跌級樓板之跌級深度（400 毫米）

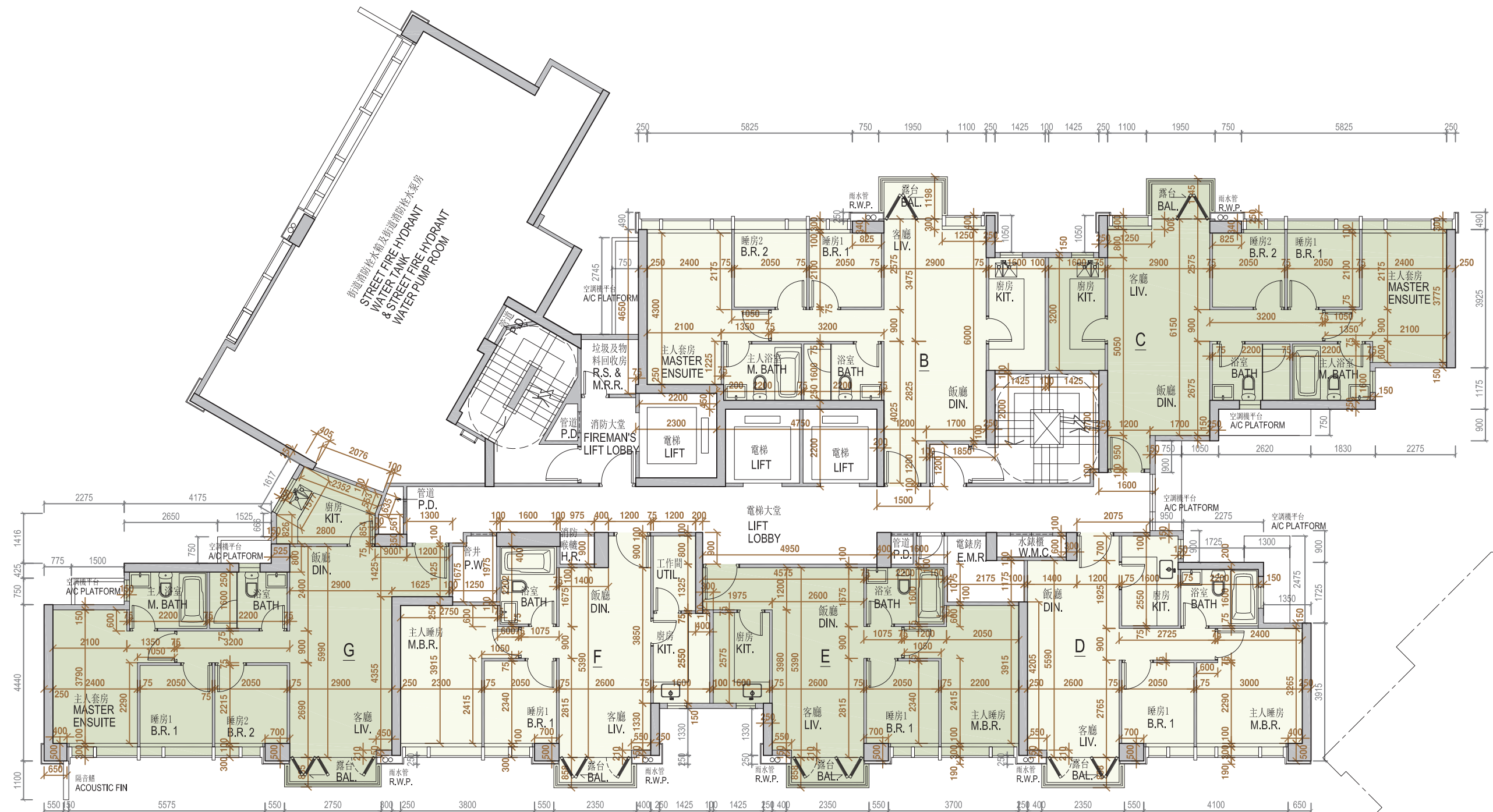
Remarks:
1. There are architectural features, metal grilles and/ or exposed pipes on the external walls of some of the floors. For details, please refer to the latest approved building plans.
2. Common pipes exposed and/ or enclosed in cladding are located at/ adjacent to the balcony and/ or flat roof and/ or air-conditioning platform and/ or external wall of some residential units. For details, please refer to the latest approved building plans and/ or approved drainage plans.
3. There are sunken slabs (for mechanical & electrical services of units above) and/ or ceiling bulkheads for the air-conditioning fittings and/ or mechanical & electrical services at some residential units.
4. Balconies and utility platforms are non-enclosed areas.
5. The indications of fittings such as sinks, hobs, toilet bowls, wash basins, bath tubs etc. shown on the floor plans are indications of their approximate locations only and not indications of their actual size, designs and shapes.

備註:
1. 部分樓層外牆範圍設有建築裝飾、金屬格柵及/或外露喉管，詳細資料請參考最新批准的建築圖則。
2. 部分住宅單位的露台及/或平台及/或空調機平台及/或外牆上/附近設有外露及/或外牆裝飾板內藏之公用喉管，詳細資料請參考最新批准的建築圖則及/或排水設施圖。
3. 部分住宅單位天花有跌級樓板（用以安裝樓上單位之機電設備）及/或假天花內裝置空調裝備及/或其他機電設備。
4. 露台及工作平台為不可封閉的地方。
5. 樓面平面圖所示之裝置如洗滌盤、煮食爐、坐廁、面盆、浴缸等只供展示其大約位置而非展示其實際大小、設計及形狀。

TOWER 1 2/F FLOOR PLAN
第1座 2樓樓面平面圖

Scale 比例：

M/米 0 5 10



第二座
TOWER 2

第二座
TOWER 2

11

FLOOR PLANS OF RESIDENTIAL PROPERTIES IN THE DEVELOPMENT
發展項目的住宅物業的樓面平面圖

	Tower 座	Floor 樓層	Units 單位					
			B	C	D	E	F	G
The thickness of the floor slabs (excluding plaster) of each residential property (mm) 每個住宅物業的樓板（不包括灰泥）的厚度（毫米）	Tower 1 第1座	2/F 2樓	125, 150	125, 150	125, 150, 200	125, 150	125, 150, 175	125, 150
The floor-to-floor height (refers to the height between the top surface of the structural slab of a floor and the top surface of the structural slab of its immediate upper floor) of each residential property (mm) 每個住宅物業的層與層之間的高度（指該樓層之石屎地台面與上一層石屎地台面之高度距離）（毫米）			3150, 3150*, 3150 [#] , 3150 [^]	3150, 3150*, 3150 [#]	3150, 3150 [#]	3150, 3150 [#]	3150, 3150 [#]	3150, 3150*, 3150 [#]

The internal areas of the residential properties on the upper floors will generally be slightly larger than those on the lower floors because of the reducing thickness of the structural walls on the upper floors (Note: Not applicable)
因住宅物業的的較高樓層的結構牆的厚度遞減，較高樓層的內部面積，一般比較低樓層的內部面積稍大（註：不適用）

* Inclusive of the sunken depth of the sunken slab on the floor of this floor (100mm)
包括本層地台跌級樓板之跌級深度（100 毫米）

[#] Inclusive of the sunken depth of the sunken slab on the floor of this floor (350mm)
包括本層地台跌級樓板之跌級深度（350 毫米）

[^] Inclusive of the sunken depth of the sunken slab on the floor of this floor (450mm)
包括本層地台跌級樓板之跌級深度（450 毫米）

- Remarks:
1. There are architectural features, metal grilles and/ or exposed pipes on the external walls of some of the floors. For details, please refer to the latest approved building plans.

2. Common pipes exposed and/ or enclosed in cladding are located at/ adjacent to the balcony and/ or flat roof and/ or air-conditioning platform and/ or external wall of some residential units. For details, please refer to the latest approved building plans and/ or approved drainage plans.

3. There are sunken slabs (for mechanical & electrical services of units above) and/ or ceiling bulkheads for the air-conditioning fittings and/ or mechanical & electrical services at some residential units.

4. Balconies and utility platforms are non-enclosed areas.

5. The indications of fittings such as sinks, hobs, toilet bowls, wash basins, bath tubs etc. shown on the floor plans are indications of their approximate locations only and not indications of their actual size, designs and shapes.

備註:

1. 部分樓層外牆範圍設有建築裝飾、金屬格柵及/或外露喉管，詳細資料請參考最新批准的建築圖則。

2. 部分住宅單位的露台及/或平台及/或空調機平台及/或外牆上/附近設有外露及/或外牆裝飾板內藏之公用喉管，詳細資料請參考最新批准的建築圖則及/或排水設施圖。

3. 部分住宅單位天花有跌級樓板（用以安裝樓上單位之機電設備）及/或假天花內裝置空調裝備及/或其他機電設備。

4. 露台及工作平台為不可封閉的地方。

5. 樓面平面圖所示之裝置如洗滌盤、煮食爐、坐廁、面盆、浴缸等只供展示其大約位置而非展示其實際大小、設計及形狀。
- 27

11

TOWER 1 3/F, 5-12/F & 15-18/F FLOOR PLAN
第 1 座 3樓、5至12樓及15至18樓樓面平面圖

Part Plan Showing Latest
Layout of 5/F
五樓現狀間隔部分平面圖

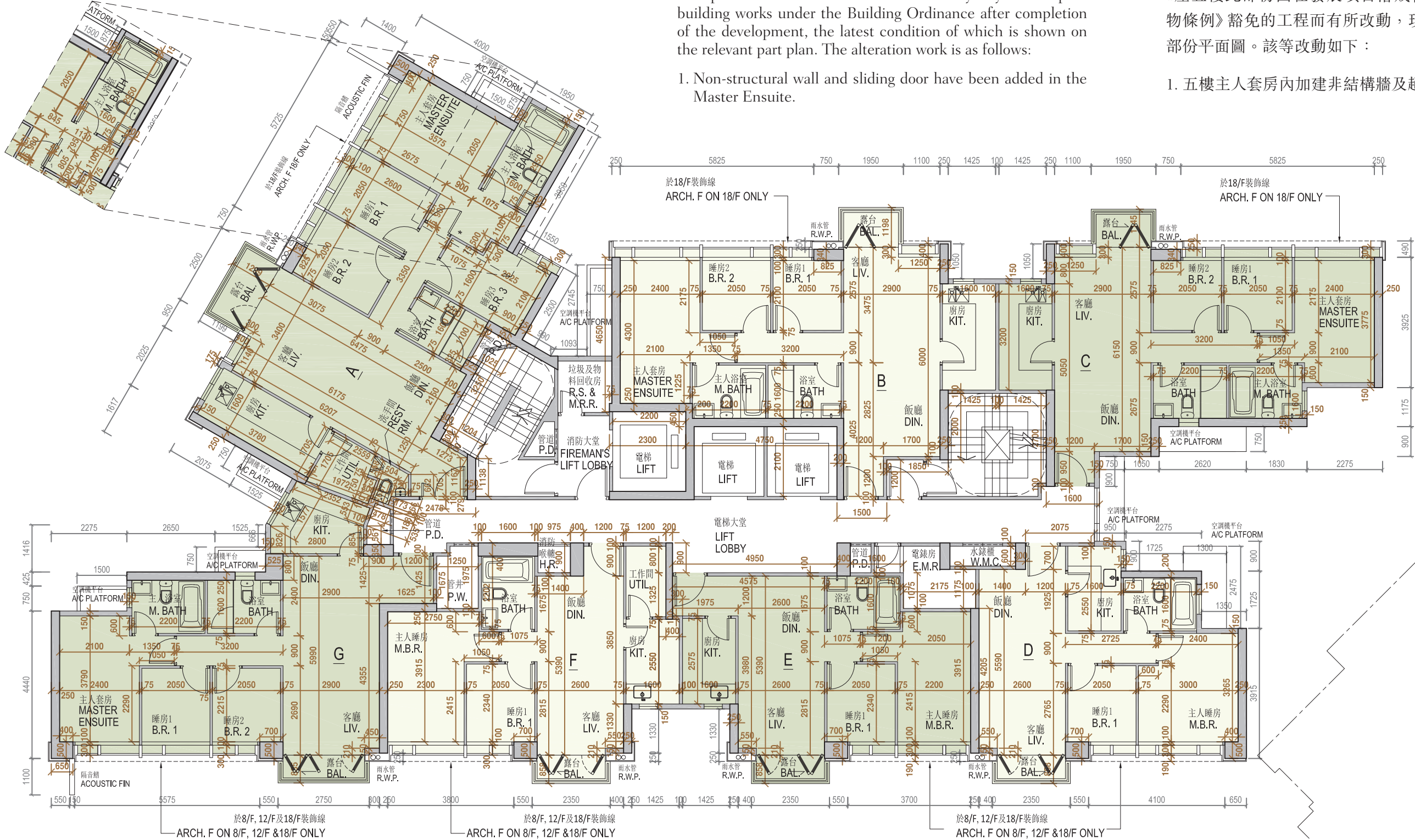
* This part of Tower 1 5/F has been altered by way of exempted building works under the Building Ordinance after completion of the development, the latest condition of which is shown on the relevant part plan. The alteration work is as follows:

1. Non-structural wall and sliding door have been added in the Master Ensuite.

M/米

* 1座五樓此部份因在發展項目落成後進行獲《建築物條例》豁免的工程而有所改動，現狀請參閱有關部份平面圖。該等改動如下：

1. 五樓主人套房內加建非結構牆及趟門。



第二座
TOWER 2

第二座
TOWER 2

11

FLOOR PLANS OF RESIDENTIAL PROPERTIES IN THE DEVELOPMENT
發展項目的住宅物業的樓面平面圖

	Tower 座	Floor 樓層	Units 單位						
			A	B	C	D	E	F	G
The thickness of the floor slabs (excluding plaster) of each residential property (mm) 每個住宅物業的樓板（不包括灰泥）的厚度（毫米）	Tower 1 第1座	3/F, 5 - 12/F & 15 - 17/F 3樓、 5至12樓及 15至17樓	125, 150, 175, 200	125, 150	125, 150	125, 150, 200	125, 150	125, 150, 175	125, 150
The floor-to-floor height (refers to the height between the top surface of the structural slab of a floor and the top surface of the structural slab of its immediate upper floor) of each residential property (mm) 每個住宅物業的層與層之間的高度（指該樓層之石屎地台面與上一層石屎地台面之高度距離）（毫米）			3150, 3150*, 3150 [#]	3150, 3150*, 3150 [#] , 3150 [^]	3150, 3150*, 3150 [#]	3150, 3150 [#]	3150, 3150 [#]	3150, 3150 [#]	3150, 3150*, 3150 [#]
The thickness of the floor slabs (excluding plaster) of each residential property (mm) 每個住宅物業的樓板（不包括灰泥）的厚度（毫米）		18/F 18樓	125, 150, 175, 200, 350	125, 150	125, 150	125, 150, 200	125, 150	125, 150 175	125, 150
The floor-to-floor height (refers to the height between the top surface of the structural slab of a floor and thetop surface of the structural slab of its immediate upper floor) of each residential property (mm) 每個住宅物業的層與層之間的高度（指該樓層之石屎地台面與上一層石屎地台面之高度距離）（毫米）			3100, 3350, 3400, 3450, 3450 [#] , 3450 [#] , 3550*, 3550*, 3800 [#]	3100, 3350, 3450, 3450 [#] , 3550*, 3550 [^] , 3800 [#]	3100, 3450, 3450 [#] , 3550*, 3800 [#]	3450, 3450 [#]	3450, 3450 [#]	3450, 3450 [#]	3100, 3350, 3450, 3450 [#] , 3550*, 3800 [#]

The internal areas of the residential properties on the upper floors will generally be slightly larger than those on the lower floors because of the reducing thickness of the structural walls on the upper floors (Note: Not applicable)
因住宅物業的的較高樓層的結構牆的厚度遞減，較高樓層的內部面積，一般比較低樓層的內部面積稍大（註：不適用）

* Inclusive of the sunken depth of the sunken slab on the floor of this floor (100mm)
包括本層地台跌級樓板之跌級深度（100 毫米）

[#] Inclusive of the sunken depth of the sunken slab on the floor of this floor (350mm)
包括本層地台跌級樓板之跌級深度（350 毫米）

[^] Inclusive of the sunken depth of the sunken slab on the floor of this floor (450mm)
包括本層地台跌級樓板之跌級深度（450 毫米）

- Remarks:
1. There are architectural features, metal grilles and/ or exposed pipes on the external walls of some of the floors. For details, please refer to the latest approved building plans.

2. Common pipes exposed and/ or enclosed in cladding are located at/ adjacent to the balcony and/ or flat roof and/ or air-conditioning platform and/ or external wall of some residential units. For details, please refer to the latest approved building plans and/ or approved drainage plans.

3. There are sunken slabs (for mechanical & electrical services of units above) and/ or ceiling bulkheads for the air-conditioning fittings and/ or mechanical & electrical services at some residential units.

4. Balconies and utility platforms are non-enclosed areas.

5. The indications of fittings such as sinks, hobs, toilet bowls, wash basins, bath tubs etc. shown on the floor plans are indications of their approximate locations only and not indications of their actual size, designs and shapes.

備註:

1. 部分樓層外牆範圍設有建築裝飾、金屬格柵及/或外露喉管，詳細資料請參考最新批准的建築圖則。

2. 部分住宅單位的露台及/或平台及/或空調機平台及/或外牆上/附近設有外露及/或外牆裝飾板內藏之公用喉管，詳細資料請參考最新批准的建築圖則及/或排水設施圖。

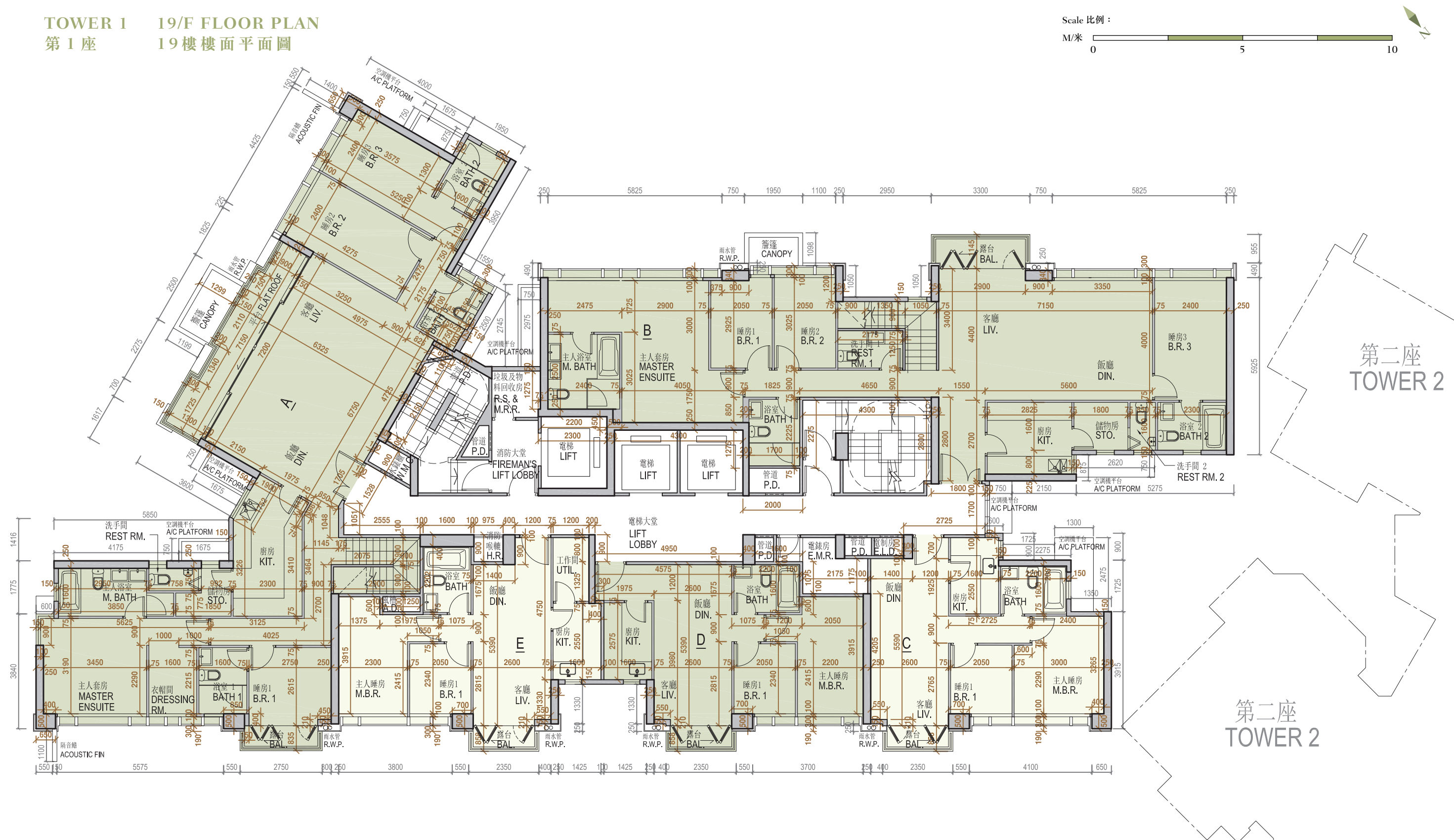
3. 部分住宅單位天花有跌級樓板（用以安裝樓上單位之機電設備）及/或假天花內裝置空調裝備及/或其他機電設備。

4. 露台及工作平台為不可封閉的地方。

5. 樓面平面圖所示之裝置如洗滌盤、煮食爐、坐廁、面盆、浴缸等只供展示其大約位置而非展示其實際大小、設計及形狀。
- 29

11

TOWER 1 **19/F FLOOR PLAN**
第 1 座 **19樓樓面平面圖**



11

FLOOR PLANS OF RESIDENTIAL PROPERTIES IN THE DEVELOPMENT
發展項目的住宅物業的樓面平面圖

	Tower 座	Floor 樓層	Units 單位				
			A	B	C	D	E
The thickness of the floor slabs (excluding plaster) of each residential property (mm) 每個住宅物業的樓板（不包括灰泥）的厚度（毫米）	Tower 1 第1座	19/F 19樓	150, 200, 250	150, 175, 250	150, 200	150	150, 175
The floor-to-floor height (refers to the height between the top surface of the structural slab of a floor and the top surface of the structural slab of its immediate upper floor) of each residential property (mm) 每個住宅物業的層與層之間的高度（指該樓層之石屎地台面與上一層石屎地台面之高度距離）（毫米）			3500, 3550 [▲] , 3600 [*] , 3800 [°] , 3850 [#]	3500, 3600 [*] , 3850 [#]	3500, 3850 [#]	3500, 3850 [#]	3500, 3850 [#]

The internal areas of the residential properties on the upper floors will generally be slightly larger than those on the lower floors because of the reducing thickness of the structural walls on the upper floors (Note: Not applicable)
因住宅物業的的較高樓層的結構牆的厚度遞減，較高樓層的內部面積，一般比較低樓層的內部面積稍大（註：不適用）

[▲] Inclusive of the sunken depth of the sunken slab on the floor of this floor (50mm)
包括本層地台跌級樓板之跌級深度 (50毫米)

^{*} Inclusive of the sunken depth of the sunken slab on the floor of this floor (100mm)
包括本層地台跌級樓板之跌級深度 (100 毫米)

[°] Inclusive of the sunken depth of the sunken slab on the floor of this floor (300mm)
包括本層地台跌級樓板之跌級深度 (300 毫米)

[#] Inclusive of the sunken depth of the sunken slab on the floor of this floor (350mm)
包括本層地台跌級樓板之跌級深度 (350 毫米)

Remarks:

1. There are architectural features, metal grilles and/ or exposed pipes on the external walls of some of the floors. For details, please refer to the latest approved building plans.

2. Common pipes exposed and/ or enclosed in cladding are located at/ adjacent to the balcony and/ or flat roof and/ or air-conditioning platform and/ or external wall of some residential units. For details, please refer to the latest approved building plans and/ or approved drainage plans.

3. There are sunken slabs (for mechanical & electrical services of units above) and/ or ceiling bulkheads for the air-conditioning fittings and/ or mechanical & electrical services at some residential units.

4. Balconies and utility platforms are non-enclosed areas.

5. The indications of fittings such as sinks, hobs, toilet bowls, wash basins, bath tubs etc. shown on the floor plans are indications of their approximate locations only and not indications of their actual size, designs and shapes.

備註:

1. 部分樓層外牆範圍設有建築裝飾、金屬格柵及/或外露喉管，詳細資料請參考最新批准的建築圖則。

2. 部分住宅單位的露台及/或平台及/或空調機平台及/或外牆上/附近設有外露及/或外牆裝飾板內藏之公用喉管，詳細資料請參考最新批准的建築圖則及/或排水設施圖。

3. 部分住宅單位天花有跌級樓板（用以安裝樓上單位之機電設備）及/或假天花內裝置空調裝備及/或其他機電設備。

4. 露台及工作平台為不可封閉的地方。

5. 樓面平面圖所示之裝置如洗滌盤、煮食爐、坐廁、面盆、浴缸等只供展示其大約位置而非展示其實際大小、設計及形狀。

31

11 FLOOR PLANS OF RESIDENTIAL PROPERTIES IN THE DEVELOPMENT

發展項目的住宅物業的樓面平面圖

1. The thickness of the floor slabs (excluding plaster) of the residential property is:
Not applicable.
2. The floor-to-floor height of each residential property:
Not applicable.
3. The internal areas of the residential properties on the upper floors will generally be slightly larger than those on the lower floors because of the reducing thickness of the structural walls on the upper floors (Note: Not applicable)

1. 每個住宅物業的樓板（不包括灰泥）的厚度為：
不適用。
2. 住宅物業層與層之間的高度為：
不適用。
3. 因住宅物業的的較高樓層的結構牆的厚度遞減，較高樓層的內部面積，一般比較低樓層的內部面積稍大（註：不適用）

Remarks:

1. There are architectural features, metal grilles and/ or exposed pipes on the external walls of some of the floors. For details, please refer to the latest approved building plans.
2. Common pipes exposed and/ or enclosed in cladding are located at/ adjacent to the balcony and/ or flat roof and/ or air-conditioning platform and/ or external wall of some residential units. For details, please refer to the latest approved building plans and/ or approved drainage plans.
3. There are sunken slabs (for mechanical & electrical services of units above) and/ or ceiling bulkheads for the air-conditioning fittings and/ or mechanical & electrical services at some residential units.
4. Balconies and utility platforms are non-enclosed areas.
5. The indications of fittings such as sinks, hobs, toilet bowls, wash basins, bath tubs etc. shown on the floor plans are indications of their approximate locations only and not indications of their actual size, designs and shapes.

備註:

1. 部分樓層外牆範圍設有建築裝飾、金屬格柵及/或外露喉管，詳細資料請參考最新批准的建築圖則。
2. 部分住宅單位的露台及/或平台及/或空調機平台及/或外牆上/附近設有外露及/或外牆裝飾板內藏之公用喉管，詳細資料請參考最新批准的建築圖則及/或排水設施圖。
3. 部分住宅單位天花有跌級樓板（用以安裝樓上單位之機電設備）及/或假天花內裝置空調裝備及/或其他機電設備。
4. 露台及工作平台為不可封閉的地方。
5. 樓面平面圖所示之裝置如洗滌盤、煮食爐、坐廁、面盆、浴缸等只供展示其大約位置而非展示其實際大小、設計及形狀。

TOWER 2 1/F FLOOR PLAN
第2座 1樓樓面平面圖



11

FLOOR PLANS OF RESIDENTIAL PROPERTIES IN THE DEVELOPMENT
發展項目的住宅物業的樓面平面圖

	Tower 座	Floor 樓層	Units 單位					
			A	B	C	D	E	F
The thickness of the floor slabs (excluding plaster) of each residential property (mm) 每個住宅物業的樓板（不包括灰泥）的厚度（毫米）	Tower 2 第2座	1/F 1樓	125, 150	125, 150	125, 150, 200	125, 150, 200	125, 150, 200	125, 150
The floor-to-floor height (refers to the height between the top surface of the structural slab of a floor and the top surface of the structural slab of its immediate upper floor) of each residential property (mm) 每個住宅物業的層與層之間的高度（指該樓層之石屎地台面與上一層石屎地台面之高度距離）（毫米）			3150, 3150*, 3200~, 3550~	3150, 3200~, 3550~	3150, 3200~, 3550~	3150, 3200~, 3550~	3150, 3200~, 3550~	2800, 3150, 3200~, 3550~

The internal areas of the residential properties on the upper floors will generally be slightly larger than those on the lower floors because of the reducing thickness of the structural walls on the upper floors (Note: Not applicable)
因住宅物業的的較高樓層的結構牆的厚度遞減，較高樓層的內部面積，一般比較低樓層的內部面積稍大（註：不適用）

* Inclusive of the sunken depth of the sunken slab on the floor of this floor (100mm)
包括本層地台跌級樓板之跌級深度（100 毫米）

~ Inclusive of the sunken depth of the sunken slab on the floor of this floor (400mm)
包括本層地台跌級樓板之跌級深度（400 毫米）

- Remarks:
1. There are architectural features, metal grilles and/ or exposed pipes on the external walls of some of the floors. For details, please refer to the latest approved building plans.

2. Common pipes exposed and/ or enclosed in cladding are located at/ adjacent to the balcony and/ or flat roof and/ or air-conditioning platform and/ or external wall of some residential units. For details, please refer to the latest approved building plans and/ or approved drainage plans.

3. There are sunken slabs (for mechanical & electrical services of units above) and/ or ceiling bulkheads for the air-conditioning fittings and/ or mechanical & electrical services at some residential units.

4. Balconies and utility platforms are non-enclosed areas.

5. The indications of fittings such as sinks, hobs, toilet bowls, wash basins, bath tubs etc. shown on the floor plans are indications of their approximate locations only and not indications of their actual size, designs and shapes.

備註:

1. 部分樓層外牆範圍設有建築裝飾、金屬格柵及/或外露喉管，詳細資料請參考最新批准的建築圖則。

2. 部分住宅單位的露台及/或平台及/或空調機平台及/或外牆上/附近設有外露及/或外牆裝飾板內藏之公用喉管，詳細資料請參考最新批准的建築圖則及/或排水設施圖。

3. 部分住宅單位天花有跌級樓板（用以安裝樓上單位之機電設備）及/或假天花內裝置空調裝備及/或其他機電設備。

4. 露台及工作平台為不可封閉的地方。

5. 樓面平面圖所示之裝置如洗滌盤、煮食爐、坐廁、面盆、浴缸等只供展示其大約位置而非展示其實際大小、設計及形狀。
- 35

TOWER 2 2-3/F, 5-12/F & 15-18/F FLOOR PLAN
第2座 2至3樓、5至12樓及15至18樓樓面平面圖

Scale 比例：

M/米 0 5 10



第一座
TOWER 1

第三座
TOWER 3

第三座
TOWER 3

11

FLOOR PLANS OF RESIDENTIAL PROPERTIES IN THE DEVELOPMENT
發展項目的住宅物業的樓面平面圖

	Tower 座	Floor 樓層	Units 單位					
			A	B	C	D	E	F
The thickness of the floor slabs (excluding plaster) of each residential property (mm) 每個住宅物業的樓板（不包括灰泥）的厚度（毫米）	Tower 2 第2座	2 - 3/F, 5 - 12/F & 15 - 17/F 2至3樓、 5至12樓及 15至17樓	125, 150	125, 150	125, 150, 200	125, 150, 200	125, 150, 200 [△]	125, 150
The floor-to-floor height (refers to the height between the top surface of the structural slab of a floor and the top surface of the structural slab of its immediate upper floor) of each residential property (mm) 每個住宅物業的層與層之間的高度（指該樓層之石屎地台面與上一層石屎地台面之高度距離）（毫米）			3150, 3150*, 3150 [#]	3150, 3150 [#]	3150, 3150 [#]	3150, 3150 [#]	3150, 3150 [#]	3150, 3150 [#]
The thickness of the floor slabs (excluding plaster) of each residential property (mm) 每個住宅物業的樓板（不包括灰泥）的厚度（毫米）	Tower 2 第2座	18/F 18樓	125, 150, 175	150	150, 200	125, 150, 200	125, 150, 200	125, 150
The floor-to-floor height (refers to the height between the top surface of the structural slab of a floor and thetop surface of the structural slab of its immediate upper floor) of each residential property (mm) 每個住宅物業的層與層之間的高度（指該樓層之石屎地台面與上一層石屎地台面之高度距離）（毫米）			3100, 3400, 3450, 3550*, 3700 [#] , 3800 [#]	3450, 3800 [#]	3450, 3800 [#]	3450, 3450 [#]	3450, 3450 [#] , 3800 [#]	3450, 3450 [#]

The internal areas of the residential properties on the upper floors will generally be slightly larger than those on the lower floors because of the reducing thickness of the structural walls on the upper floors (Note: Not applicable)
因住宅物業的的較高樓層的結構牆的厚度遞減，較高樓層的內部面積，一般比較低樓層的內部面積稍大（註：不適用）

* Inclusive of the sunken depth of the sunken slab on the floor of this floor (100mm)
包括本層地台跌級樓板之跌級深度（100 毫米）

[#] Inclusive of the sunken depth of the sunken slab on the floor of this floor (350mm)
包括本層地台跌級樓板之跌級深度（350 毫米）

△ For 2 - 3/F only
只適用於2至3樓

Remarks:

1. There are architectural features, metal grilles and/ or exposed pipes on the external walls of some of the floors. For details, please refer to the latest approved building plans.

2. Common pipes exposed and/ or enclosed in cladding are located at/ adjacent to the balcony and/ or flat roof and/ or air-conditioning platform and/ or external wall of some residential units. For details, please refer to the latest approved building plans and/ or approved drainage plans.

3. There are sunken slabs (for mechanical & electrical services of units above) and/ or ceiling bulkheads for the air-conditioning fittings and/ or mechanical & electrical services at some residential units.

4. Balconies and utility platforms are non-enclosed areas.

5. The indications of fittings such as sinks, hobs, toilet bowls, wash basins, bath tubs etc. shown on the floor plans are indications of their approximate locations only and not indications of their actual size, designs and shapes.

備註:

1. 部分樓層外牆範圍設有建築裝飾、金屬格柵及/或外露喉管，詳細資料請參考最新批准的建築圖則。

2. 部分住宅單位的露台及/或平台及/或空調機平台及/或外牆上/附近設有外露及/或外牆裝飾板內藏之公用喉管，詳細資料請參考最新批准的建築圖則及/或排水設施圖。

3. 部分住宅單位天花板有跌級樓板（用以安裝樓上單位之機電設備）及/或假天花內裝置空調裝備及/或其他機電設備。

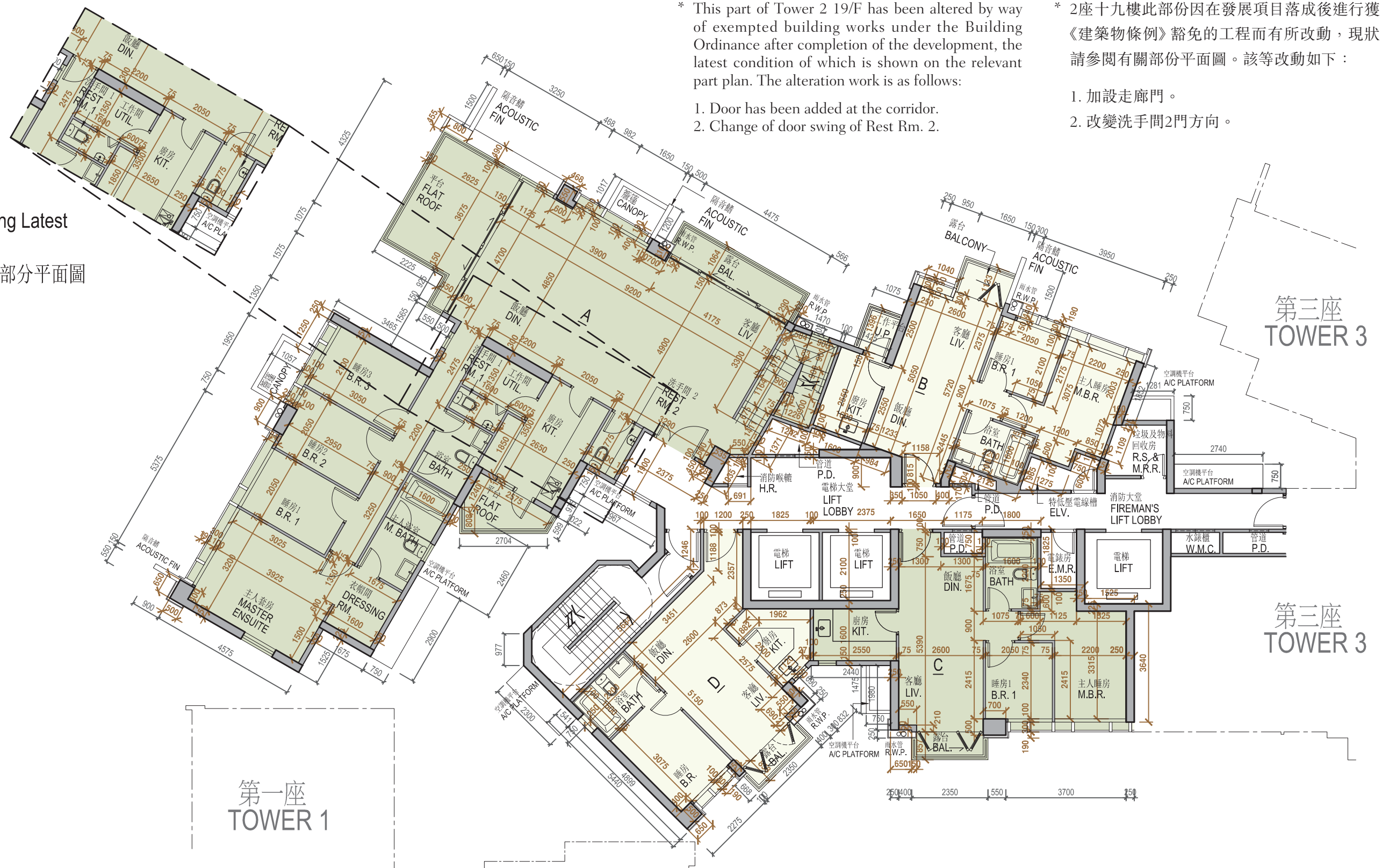
4. 露台及工作平台為不可封閉的地方。

5. 樓面平面圖所示之裝置如洗滌盤、煮食爐、坐廁、面盆、浴缸等只供展示其大約位置而非展示其實際大小、設計及形狀。

37

TOWER 2 19/F FLOOR PLAN
第2座 19樓樓面平面圖

Part Plan Showing Latest
Layout of 19/F
十九樓現狀間隔部分平面圖



11

FLOOR PLANS OF RESIDENTIAL PROPERTIES IN THE DEVELOPMENT
發展項目的住宅物業的樓面平面圖

	Tower 座	Floor 樓層	Units 單位			
			A	B	C	D
The thickness of the floor slabs (excluding plaster) of each residential property (mm) 每個住宅物業的樓板（不包括灰泥）的厚度（毫米）	Tower 2 第2座	19/F 19樓	150, 300	150	150, 200	150, 175
The floor-to-floor height (refers to the height between the top surface of the structural slab of a floor and the top surface of the structural slab of its immediate upper floor) of each residential property (mm) 每個住宅物業的層與層之間的高度（指該樓層之石屎地台面與上一層石屎地台面之高度距離）（毫米）			3500, 3550 [▲] , 3600*, 3850 [#]	3500, 3850 [#]	3500, 3850 [#]	3500, 3850 [#]

The internal areas of the residential properties on the upper floors will generally be slightly larger than those on the lower floors because of the reducing thickness of the structural walls on the upper floors (Note: Not applicable)
因住宅物業的的較高樓層的結構牆的厚度遞減，較高樓層的內部面積，一般比較低樓層的內部面積稍大（註：不適用）

[▲] Inclusive of the sunken depth of the sunken slab on the floor of this floor (50mm)
包括本層地台跌級樓板之跌級深度 (50毫米)

^{*} Inclusive of the sunken depth of the sunken slab on the floor of this floor (100mm)
包括本層地台跌級樓板之跌級深度 (100 毫米)

[#] Inclusive of the sunken depth of the sunken slab on the floor of this floor (350mm)
包括本層地台跌級樓板之跌級深度 (350 毫米)

- Remarks:
1. There are architectural features, metal grilles and/ or exposed pipes on the external walls of some of the floors. For details, please refer to the latest approved building plans.

2. Common pipes exposed and/ or enclosed in cladding are located at/ adjacent to the balcony and/ or flat roof and/ or air-conditioning platform and/ or external wall of some residential units. For details, please refer to the latest approved building plans and/ or approved drainage plans.

3. There are sunken slabs (for mechanical & electrical services of units above) and/ or ceiling bulkheads for the air-conditioning fittings and/ or mechanical & electrical services at some residential units.

4. Balconies and utility platforms are non-enclosed areas.

5. The indications of fittings such as sinks, hobs, toilet bowls, wash basins, bath tubs etc. shown on the floor plans are indications of their approximate locations only and not indications of their actual size, designs and shapes.

備註:

1. 部分樓層外牆範圍設有建築裝飾、金屬格柵及/或外露喉管，詳細資料請參考最新批准的建築圖則。

2. 部分住宅單位的露台及/或平台及/或空調機平台及/或外牆上/附近設有外露及/或外牆裝飾板內藏之公用喉管，詳細資料請參考最新批准的建築圖則及/或排水設施圖。

3. 部分住宅單位天花有跌級樓板（用以安裝樓上單位之機電設備）及/或假天花內裝置空調裝備及/或其他機電設備。

4. 露台及工作平台為不可封閉的地方。

5. 樓面平面圖所示之裝置如洗滌盤、煮食爐、坐廁、面盆、浴缸等只供展示其大約位置而非展示其實際大小、設計及形狀。
- 39

TOWER 2
第2座ROOF FLOOR PLAN
天台樓面平面圖Upper Roof Part Plan
上層天台樓面局部平面圖

Scale 比例:

M/米 0 5 10



11 FLOOR PLANS OF RESIDENTIAL PROPERTIES IN THE DEVELOPMENT

發展項目的住宅物業的樓面平面圖

- | | |
|--|--|
| <ol style="list-style-type: none">1. The thickness of the floor slabs (excluding plaster) of the residential property is:
Not applicable.2. The floor-to-floor height of each residential property:
Not applicable.3. The internal areas of the residential properties on the upper floors will generally be slightly larger than those on the lower floors because of the reducing thickness of the structural walls on the upper floors (Note: Not applicable) | <ol style="list-style-type: none">1. 每個住宅物業的樓板（不包括灰泥）的厚度為：
不適用。2. 住宅物業層與層之間的高度為：
不適用。3. 因住宅物業的的較高樓層的結構牆的厚度遞減，較高樓層的內部面積，一般比較低樓層的內部面積稍大（註：不適用） |
|--|--|

Remarks:

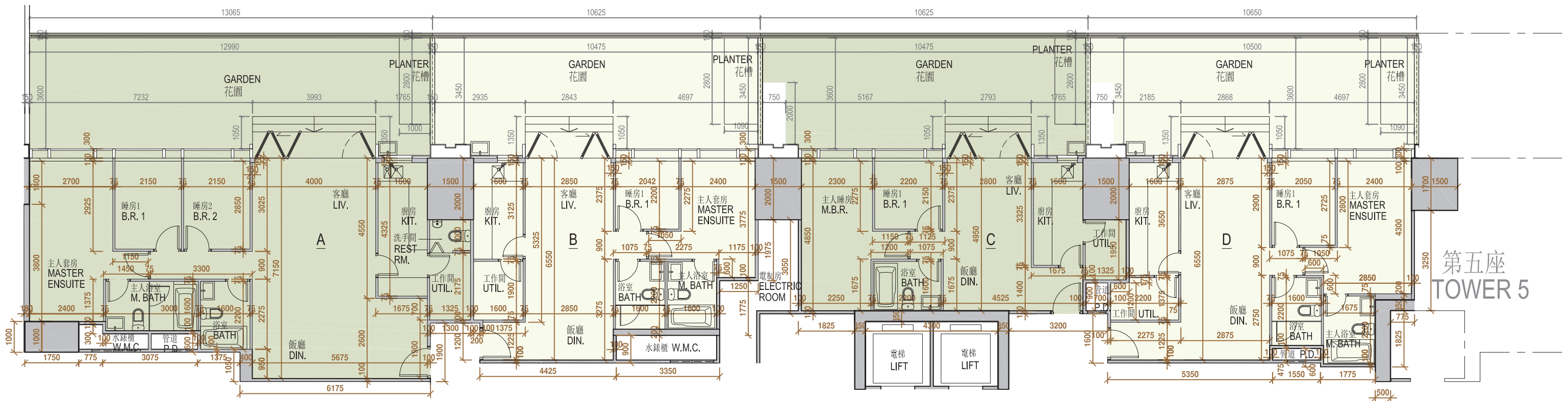
1. There are architectural features, metal grilles and/ or exposed pipes on the external walls of some of the floors. For details, please refer to the latest approved building plans.
2. Common pipes exposed and/ or enclosed in cladding are located at/ adjacent to the balcony and/ or flat roof and/ or air-conditioning platform and/ or external wall of some residential units. For details, please refer to the latest approved building plans and/ or approved drainage plans.
3. There are sunken slabs (for mechanical & electrical services of units above) and/ or ceiling bulkheads for the air-conditioning fittings and/ or mechanical & electrical services at some residential units.
4. Balconies and utility platforms are non-enclosed areas.
5. The indications of fittings such as sinks, hobs, toilet bowls, wash basins, bath tubs etc. shown on the floor plans are indications of their approximate locations only and not indications of their actual size, designs and shapes.

備註:

1. 部分樓層外牆範圍設有建築裝飾、金屬格柵及/或外露喉管，詳細資料請參考最新批准的建築圖則。
2. 部分住宅單位的露台及/或平台及/或空調機平台及/或外牆上/附近設有外露及/或外牆裝飾板內藏之公用喉管，詳細資料請參考最新批准的建築圖則及/或排水設施圖。
3. 部分住宅單位天花有跌級樓板（用以安裝樓上單位之機電設備）及/或假天花內裝置空調裝備及/或其他機電設備。
4. 露台及工作平台為不可封閉的地方。
5. 樓面平面圖所示之裝置如洗滌盤、煮食爐、坐廁、面盆、浴缸等只供展示其大約位置而非展示其實際大小、設計及形狀。

TOWER 3 第3座 G/F FLOOR PLAN 地下樓樓面平面圖

Scale 比例：



第五座
TOWER 5

11

FLOOR PLANS OF RESIDENTIAL PROPERTIES IN THE DEVELOPMENT
發展項目的住宅物業的樓面平面圖

	Tower 座	Floor 樓層	Units 單位			
			A	B	C	D
The thickness of the floor slabs (excluding plaster) of each residential property (mm) 每個住宅物業的樓板（不包括灰泥）的厚度（毫米）	Tower 3 第3座	G/F 地下	150	150	150	150
The floor-to-floor height (refers to the height between the top surface of the structural slab of a floor and the top surface of the structural slab of its immediate upper floor) of each residential property (mm) 每個住宅物業的層與層之間的高度（指該樓層之石屎地台面與上一層石屎地台面之高度距離）（毫米）			3550, 3650*, 3900 [#]	3550, 3650*, 3900 [#]	3550, 3900 [#]	3550, 3650*, 3900 [#]

The internal areas of the residential properties on the upper floors will generally be slightly larger than those on the lower floors because of the reducing thickness of the structural walls on the upper floors (Note: Not applicable)
因住宅物業的的較高樓層的結構牆的厚度遞減，較高樓層的內部面積，一般比較低樓層的內部面積稍大（註：不適用）

* Inclusive of the sunken depth of the sunken slab on the floor of this floor (100mm)
包括本層地台跌級樓板之跌級深度（100 毫米）

[#] Inclusive of the sunken depth of the sunken slab on the floor of this floor (350mm)
包括本層地台跌級樓板之跌級深度（350 毫米）

- Remarks:
1. There are architectural features, metal grilles and/ or exposed pipes on the external walls of some of the floors. For details, please refer to the latest approved building plans.

2. Common pipes exposed and/ or enclosed in cladding are located at/ adjacent to the balcony and/ or flat roof and/ or air-conditioning platform and/ or external wall of some residential units. For details, please refer to the latest approved building plans and/ or approved drainage plans.

3. There are sunken slabs (for mechanical & electrical services of units above) and/ or ceiling bulkheads for the air-conditioning fittings and/ or mechanical & electrical services at some residential units.

4. Balconies and utility platforms are non-enclosed areas.

5. The indications of fittings such as sinks, hobs, toilet bowls, wash basins, bath tubs etc. shown on the floor plans are indications of their approximate locations only and not indications of their actual size, designs and shapes.

備註:

1. 部分樓層外牆範圍設有建築裝飾、金屬格柵及/或外露喉管，詳細資料請參考最新批准的建築圖則。

2. 部分住宅單位的露台及/或平台及/或空調機平台及/或外牆上/附近設有外露及/或外牆裝飾板內藏之公用喉管，詳細資料請參考最新批准的建築圖則及/或排水設施圖。

3. 部分住宅單位天花有跌級樓板（用以安裝樓上單位之機電設備）及/或假天花內裝置空調裝備及/或其他機電設備。

4. 露台及工作平台為不可封閉的地方。

5. 樓面平面圖所示之裝置如洗滌盤、煮食爐、坐廁、面盆、浴缸等只供展示其大約位置而非展示其實際大小、設計及形狀。
- 43

11

TOWE
第 3 座

M/米 

第五座
TOWER 5

11

FLOOR PLANS OF RESIDENTIAL PROPERTIES IN THE DEVELOPMENT
發展項目的住宅物業的樓面平面圖

	Tower 座	Floor 樓層	Units 單位						
			A	B	C	D	E	F	G
The thickness of the floor slabs (excluding plaster) of each residential property (mm) 每個住宅物業的樓板（不包括灰泥）的厚度（毫米）	Tower 3 第3座	1/F 1樓	125, 150, 175	125, 150, 200	125, 150	125, 150	125, 150	125, 150, 175	125, 150, 175
The floor-to-floor height (refers to the height between the top surface of the structural slab of a floor and the top surface of the structural slab of its immediate upper floor) of each residential property (mm) 每個住宅物業的層與層之間的高度（指該樓層之石屎地台面與上一層石屎地台面之高度距離）（毫米）			3150, 3150” , 3200~ , 3300~ , 3550~	3150, 3200~ , 3550~	3150, 3200~ , 3550~	3150, 3200~ , 3550~	3150, 3200~ , 3550~	3150, 3200~ , 3550~	3150, 3200~ , 3550~

The internal areas of the residential properties on the upper floors will generally be slightly larger than those on the lower floors because of the reducing thickness of the structural walls on the upper floors (Note: Not applicable)
因住宅物業的的較高樓層的結構牆的厚度遞減，較高樓層的內部面積，一般比較低樓層的內部面積稍大（註：不適用）

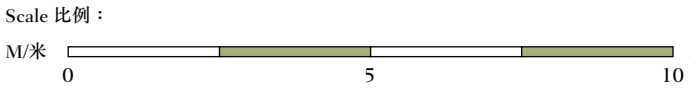
” Inclusive of the sunken depth of the sunken slab on the floor of this floor (250mm)
包括本層地台跌級樓板之跌級深度（250 毫米）

~ Inclusive of the sunken depth of the sunken slab on the floor of this floor (400mm)
包括本層地台跌級樓板之跌級深度（400 毫米）

- Remarks:
1. There are architectural features, metal grilles and/ or exposed pipes on the external walls of some of the floors. For details, please refer to the latest approved building plans.
2. Common pipes exposed and/ or enclosed in cladding are located at/ adjacent to the balcony and/ or flat roof and/ or air-conditioning platform and/ or external wall of some residential units. For details, please refer to the latest approved building plans and/ or approved drainage plans.
3. There are sunken slabs (for mechanical & electrical services of units above) and/ or ceiling bulkheads for the air-conditioning fittings and/ or mechanical & electrical services at some residential units.
4. Balconies and utility platforms are non-enclosed areas.
5. The indications of fittings such as sinks, hobs, toilet bowls, wash basins, bath tubs etc. shown on the floor plans are indications of their approximate locations only and not indications of their actual size, designs and shapes.
- 備註:
1. 部分樓層外牆範圍設有建築裝飾、金屬格柵及/或外露喉管，詳細資料請參考最新批准的建築圖則。
2. 部分住宅單位的露台及/或平台及/或空調機平台及/或外牆上/附近設有外露及/或外牆裝飾板內藏之公用喉管，詳細資料請參考最新批准的建築圖則及/或排水設施圖。
3. 部分住宅單位天花有跌級樓板（用以安裝樓上單位之機電設備）及/或假天花內裝置空調裝備及/或其他機電設備。
4. 露台及工作平台為不可封閉的地方。
5. 樓面平面圖所示之裝置如洗滌盤、煮食爐、坐廁、面盆、浴缸等只供展示其大約位置而非展示其實際大小、設計及形狀。

11

TOWER 3
第 3 座



11

FLOOR PLANS OF RESIDENTIAL PROPERTIES IN THE DEVELOPMENT
發展項目的住宅物業的樓面平面圖

	Tower 座	Floor 樓層	Units 單位						
			A	B	C	D	E	F	G
The thickness of the floor slabs (excluding plaster) of each residential property (mm) 每個住宅物業的樓板（不包括灰泥）的厚度（毫米）	Tower 3 第3座	2 - 3/F, 5 - 12/F & 15 - 17/F 2至3樓、 5至12樓及 15至17樓	125, 150, 175	125, 150, 200	125, 150	125, 150	125, 150	125, 150, 175	125, 150, 175
The floor-to-floor height (refers to the height between the top surface of the structural slab of a floor and the top surface of the structural slab of its immediate upper floor) of each residential property (mm) 每個住宅物業的層與層之間的高度（指該樓層之石屎地台面與上一層石屎地台面之高度距離）（毫米）			3150, 3150” , 3150 [#]	3150, 3150 [#]	3150, 3150 [#]	3150, 3150 [#]	3150, 3150 [#]	3150, 3150 [#]	3150, 3150 [#]

The internal areas of the residential properties on the upper floors will generally be slightly larger than those on the lower floors because of the reducing thickness of the structural walls on the upper floors (Note: Not applicable)
因住宅物業的的較高樓層的結構牆的厚度遞減，較高樓層的內部面積，一般比較低樓層的內部面積稍大（註：不適用）

” Inclusive of the sunken depth of the sunken slab on the floor of this floor (250mm)
包括本層地台跌級樓板之跌級深度（250 毫米）

Inclusive of the sunken depth of the sunken slab on the floor of this floor (350mm)
包括本層地台跌級樓板之跌級深度（350 毫米）

- Remarks:

1. There are architectural features, metal grilles and/ or exposed pipes on the external walls of some of the floors. For details, please refer to the latest approved building plans.

2. Common pipes exposed and/ or enclosed in cladding are located at/ adjacent to the balcony and/ or flat roof and/ or air-conditioning platform and/ or external wall of some residential units. For details, please refer to the latest approved building plans and/ or approved drainage plans.

3. There are sunken slabs (for mechanical & electrical services of units above) and/ or ceiling bulkheads for the air-conditioning fittings and/ or mechanical & electrical services at some residential units.

4. Balconies and utility platforms are non-enclosed areas.

5. The indications of fittings such as sinks, hobs, toilet bowls, wash basins, bath tubs etc. shown on the floor plans are indications of their approximate locations only and not indications of their actual size, designs and shapes.
- 備註：

1. 部分樓層外牆範圍設有建築裝飾、金屬格柵及/或外露喉管，詳細資料請參考最新批准的建築圖則。

2. 部分住宅單位的露台及/或平台及/或空調機平台及/或外牆上/附近設有外露及/或外牆裝飾板內藏之公用喉管，詳細資料請參考最新批准的建築圖則及/或排水設施圖。

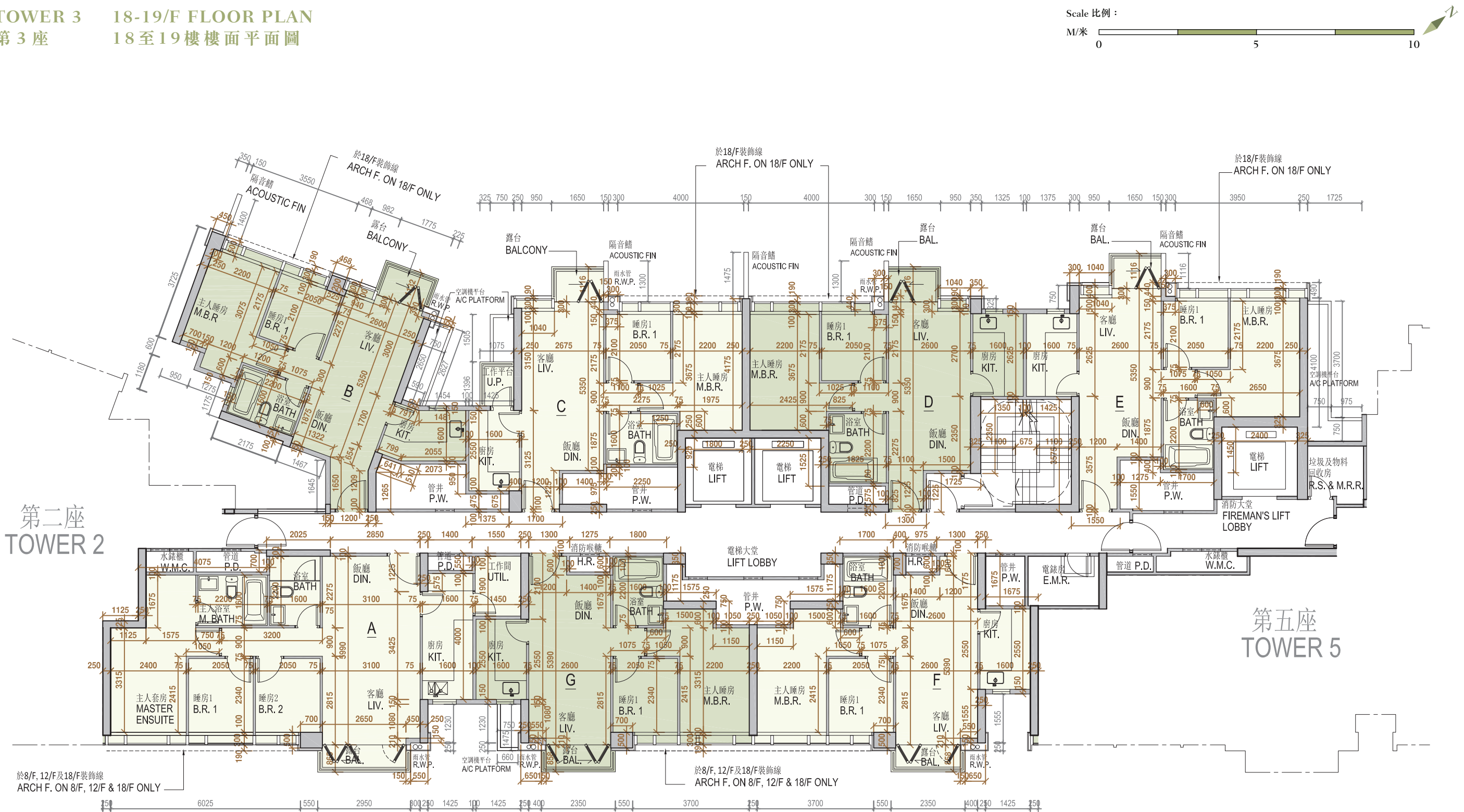
3. 部分住宅單位天花有跌級樓板（用以安裝樓上單位之機電設備）及/或假天花內裝置空調裝備及/或其他機電設備。

4. 露台及工作平台為不可封閉的地方。

5. 樓面平面圖所示之裝置如洗滌盤、煮食爐、坐廁、面盆、浴缸等只供展示其大約位置而非展示其實際大小、設計及形狀。

11

TOWER 3
第 3 座



11

FLOOR PLANS OF RESIDENTIAL PROPERTIES IN THE DEVELOPMENT
發展項目的住宅物業的樓面平面圖

	Tower 座	Floor 樓層	Units 單位						
			A	B	C	D	E	F	G
The thickness of the floor slabs (excluding plaster) of each residential property (mm) 每個住宅物業的樓板（不包括灰泥）的厚度（毫米）	Tower 3 第3座	18/F 18樓	125, 150, 175	125, 150, 200	125, 150	125, 150	125, 150	125, 150 175	125, 150 175
The floor-to-floor height (refers to the height between the top surface of the structural slab of a floor and the top surface of the structural slab of its immediate upper floor) of each residential property (mm) 每個住宅物業的層與層之間的高度（指該樓層之石屎地台面與上一層石屎地台面之高度距離）（毫米）			3450, 3450 [#] , 3450 [*]	3450, 3450 [#]	3450, 3450 [#]	3450, 3450 [#]	3450, 3450 [#]	3450, 3450 [#]	3450, 3450 [#]
The thickness of the floor slabs (excluding plaster) of each residential property (mm) 每個住宅物業的樓板（不包括灰泥）的厚度（毫米）		19/F 19樓	150, 175	150, 200	150	150	150	150, 175	150, 175
The floor-to-floor height (refers to the height between the top surface of the structural slab of a floor and the top surface of the structural slab of its immediate upper floor) of each residential property (mm) 每個住宅物業的層與層之間的高度（指該樓層之石屎地台面與上一層石屎地台面之高度距離）（毫米）			3500, 3600 [*] , 3850 [#]	3500, 3850 [#]	3500, 3850 [#]	3500, 3850 [#]	3500, 3850 [#]	3500, 3850 [#]	3500, 3850 [#]

The internal areas of the residential properties on the upper floors will generally be slightly larger than those on the lower floors because of the reducing thickness of the structural walls on the upper floors (Note: Not applicable)

因住宅物業的的較高樓層的結構牆的厚度遞減，較高樓層的內部面積，一般比較低樓層的內部面積稍大（註：不適用）

* Inclusive of the sunken depth of the sunken slab on the floor of this floor (100mm)
包括本層地台跌級樓板之跌級深度（100 毫米）

[#] Inclusive of the sunken depth of the sunken slab on the floor of this floor (350mm)
包括本層地台跌級樓板之跌級深度（350 毫米）

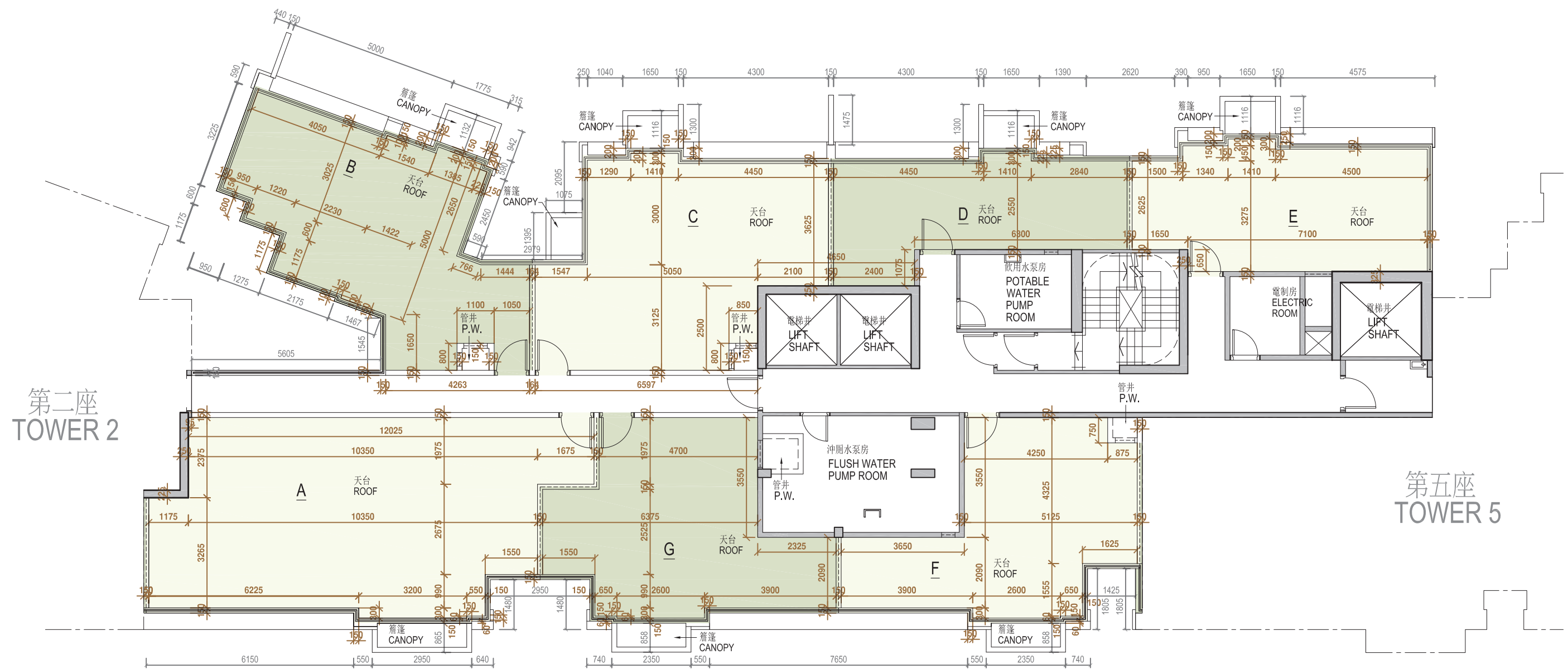
- Remarks:
- There are architectural features, metal grilles and/ or exposed pipes on the external walls of some of the floors. For details, please refer to the latest approved building plans.
 - Common pipes exposed and/ or enclosed in cladding are located at/ adjacent to the balcony and/ or flat roof and/ or air-conditioning platform and/ or external wall of some residential units. For details, please refer to the latest approved building plans and/ or approved drainage plans.
 - There are sunken slabs (for mechanical & electrical services of units above) and/ or ceiling bulkheads for the air-conditioning fittings and/ or mechanical & electrical services at some residential units.
 - Balconies and utility platforms are non-enclosed areas.
 - The indications of fittings such as sinks, hobs, toilet bowls, wash basins, bath tubs etc. shown on the floor plans are indications of their approximate locations only and not indications of their actual size, designs and shapes.

- 備註:
- 部分樓層外牆範圍設有建築裝飾、金屬格柵及/或外露喉管，詳細資料請參考最新批准的建築圖則。
 - 部分住宅單位的露台及/或平台及/或空調機平台及/或外牆上/附近設有外露及/或外牆裝飾板內藏之公用喉管，詳細資料請參考最新批准的建築圖則及/或排水設施圖。
 - 部分住宅單位天花板有跌級樓板（用以安裝樓上單位之機電設備）及/或假天花內裝置空調裝備及/或其他機電設備。
 - 露台及工作平台為不可封閉的地方。
 - 樓面平面圖所示之裝置如洗滌盤、煮食爐、坐廁、面盆、浴缸等只供展示其大約位置而非展示其實際大小、設計及形狀。

TOWER 3 **ROOF FLOOR PLAN**
第3座 天台樓面平面圖

Scale 比例：

M/米 0 5 10



第二座
TOWER 2

第五座
TOWER 5

11 FLOOR PLANS OF RESIDENTIAL PROPERTIES IN THE DEVELOPMENT

發展項目的住宅物業的樓面平面圖

1. The thickness of the floor slabs (excluding plaster) of the residential property is:
Not applicable.
2. The floor-to-floor height of each residential property:
Not applicable.
3. The internal areas of the residential properties on the upper floors will generally be slightly larger than those on the lower floors because of the reducing thickness of the structural walls on the upper floors (Note: Not applicable)

1. 每個住宅物業的樓板（不包括灰泥）的厚度為：
不適用。
2. 住宅物業層與層之間的高度為：
不適用。
3. 因住宅物業的的較高樓層的結構牆的厚度遞減，較高樓層的內部面積，一般比較低樓層的內部面積稍大（註：不適用）

Remarks:

1. There are architectural features, metal grilles and/ or exposed pipes on the external walls of some of the floors. For details, please refer to the latest approved building plans.
2. Common pipes exposed and/ or enclosed in cladding are located at/ adjacent to the balcony and/ or flat roof and/ or air-conditioning platform and/ or external wall of some residential units. For details, please refer to the latest approved building plans and/ or approved drainage plans.
3. There are sunken slabs (for mechanical & electrical services of units above) and/ or ceiling bulkheads for the air-conditioning fittings and/ or mechanical & electrical services at some residential units.
4. Balconies and utility platforms are non-enclosed areas.
5. The indications of fittings such as sinks, hobs, toilet bowls, wash basins, bath tubs etc. shown on the floor plans are indications of their approximate locations only and not indications of their actual size, designs and shapes.

備註:

1. 部分樓層外牆範圍設有建築裝飾、金屬格柵及/或外露喉管，詳細資料請參考最新批准的建築圖則。
2. 部分住宅單位的露台及/或平台及/或空調機平台及/或外牆上/附近設有外露及/或外牆裝飾板內藏之公用喉管，詳細資料請參考最新批准的建築圖則及/或排水設施圖。
3. 部分住宅單位天花板有跌級樓板（用以安裝樓上單位之機電設備）及/或假天花內裝置空調裝備及/或其他機電設備。
4. 露台及工作平台為不可封閉的地方。
5. 樓面平面圖所示之裝置如洗滌盤、煮食爐、坐廁、面盆、浴缸等只供展示其大約位置而非展示其實際大小、設計及形狀。

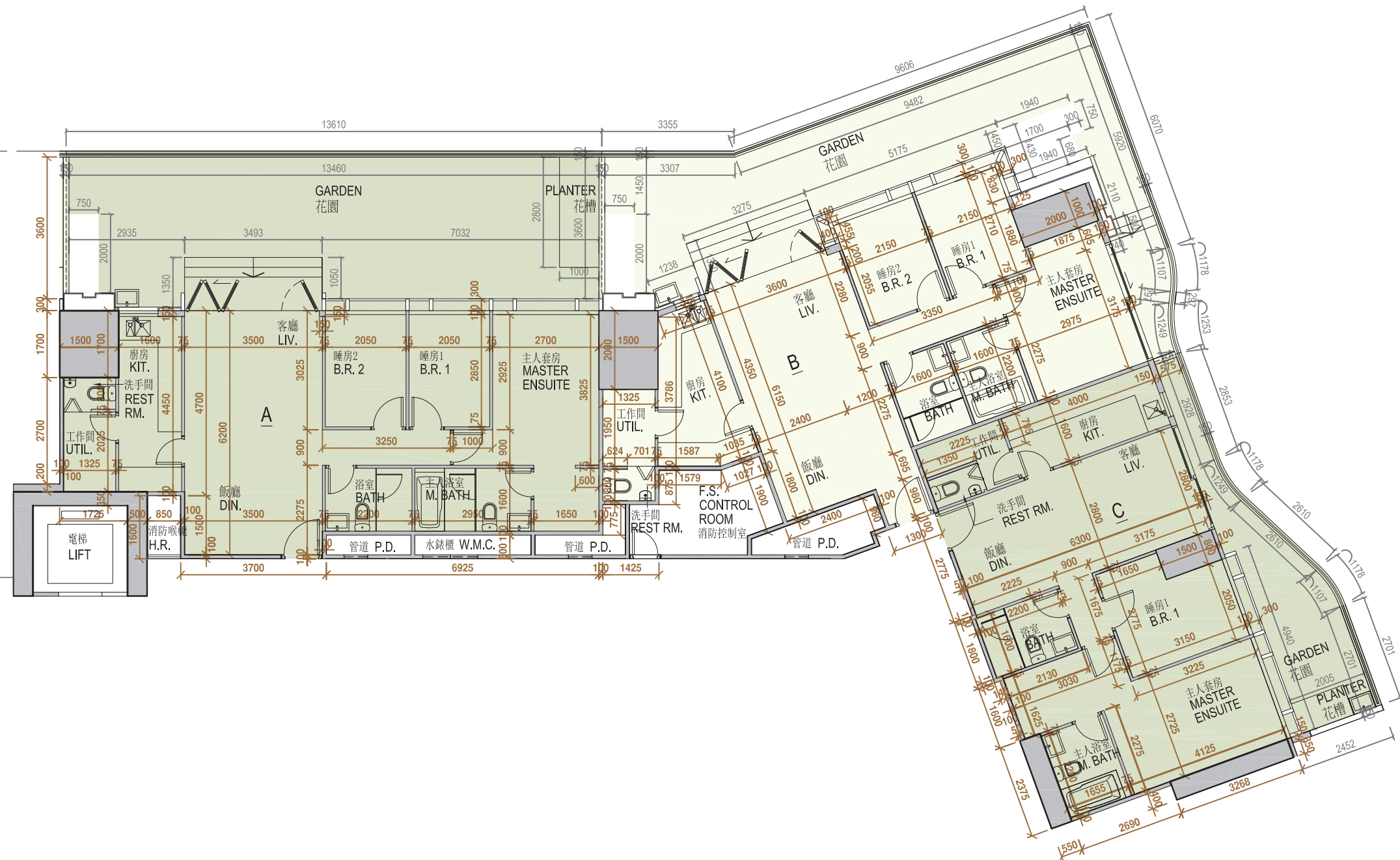
TOWER 5 **G/F FLOOR PLAN**
第 5 座 **地下樓樓面平面圖**

Scale 比例：

M/米 0 5 10



第三座
TOWER 3



11

FLOOR PLANS OF RESIDENTIAL PROPERTIES IN THE DEVELOPMENT
發展項目的住宅物業的樓面平面圖

	Tower 座	Floor 樓層	Units 單位		
			A	B	C
The thickness of the floor slabs (excluding plaster) of each residential property (mm) 每個住宅物業的樓板（不包括灰泥）的厚度（毫米）	Tower 5 第5座	G/F 地下	150	150	150
The floor-to-floor height (refers to the height between the top surface of the structural slab of a floor and the top surface of the structural slab of its immediate upper floor) of each residential property (mm) 每個住宅物業的層與層之間的高度（指該樓層之石屎地台面與上一層石屎地台面之高度距離）（毫米）			3550, 3650*, 3900 [#]	3550, 3650*, 3900 [#]	3550, 3650*, 3900 [#]

The internal areas of the residential properties on the upper floors will generally be slightly larger than those on the lower floors because of the reducing thickness of the structural walls on the upper floors (Note: Not applicable)
因住宅物業的的較高樓層的結構牆的厚度遞減，較高樓層的內部面積，一般比較低樓層的內部面積稍大（註：不適用）

* Inclusive of the sunken depth of the sunken slab on the floor of this floor (100mm)
包括本層地台跌級樓板之跌級深度（100 毫米）

[#] Inclusive of the sunken depth of the sunken slab on the floor of this floor (350mm)
包括本層地台跌級樓板之跌級深度（350 毫米）

- Remarks:
1. There are architectural features, metal grilles and/ or exposed pipes on the external walls of some of the floors. For details, please refer to the latest approved building plans.

2. Common pipes exposed and/ or enclosed in cladding are located at/ adjacent to the balcony and/ or flat roof and/ or air-conditioning platform and/ or external wall of some residential units. For details, please refer to the latest approved building plans and/ or approved drainage plans.

3. There are sunken slabs (for mechanical & electrical services of units above) and/ or ceiling bulkheads for the air-conditioning fittings and/ or mechanical & electrical services at some residential units.

4. Balconies and utility platforms are non-enclosed areas.

5. The indications of fittings such as sinks, hobs, toilet bowls, wash basins, bath tubs etc. shown on the floor plans are indications of their approximate locations only and not indications of their actual size, designs and shapes.

備註:

1. 部分樓層外牆範圍設有建築裝飾、金屬格柵及/或外露喉管，詳細資料請參考最新批准的建築圖則。

2. 部分住宅單位的露台及/或平台及/或空調機平台及/或外牆上/附近設有外露及/或外牆裝飾板內藏之公用喉管，詳細資料請參考最新批准的建築圖則及/或排水設施圖。

3. 部分住宅單位天花有跌級樓板（用以安裝樓上單位之機電設備）及/或假天花內裝置空調裝備及/或其他機電設備。

4. 露台及工作平台為不可封閉的地方。

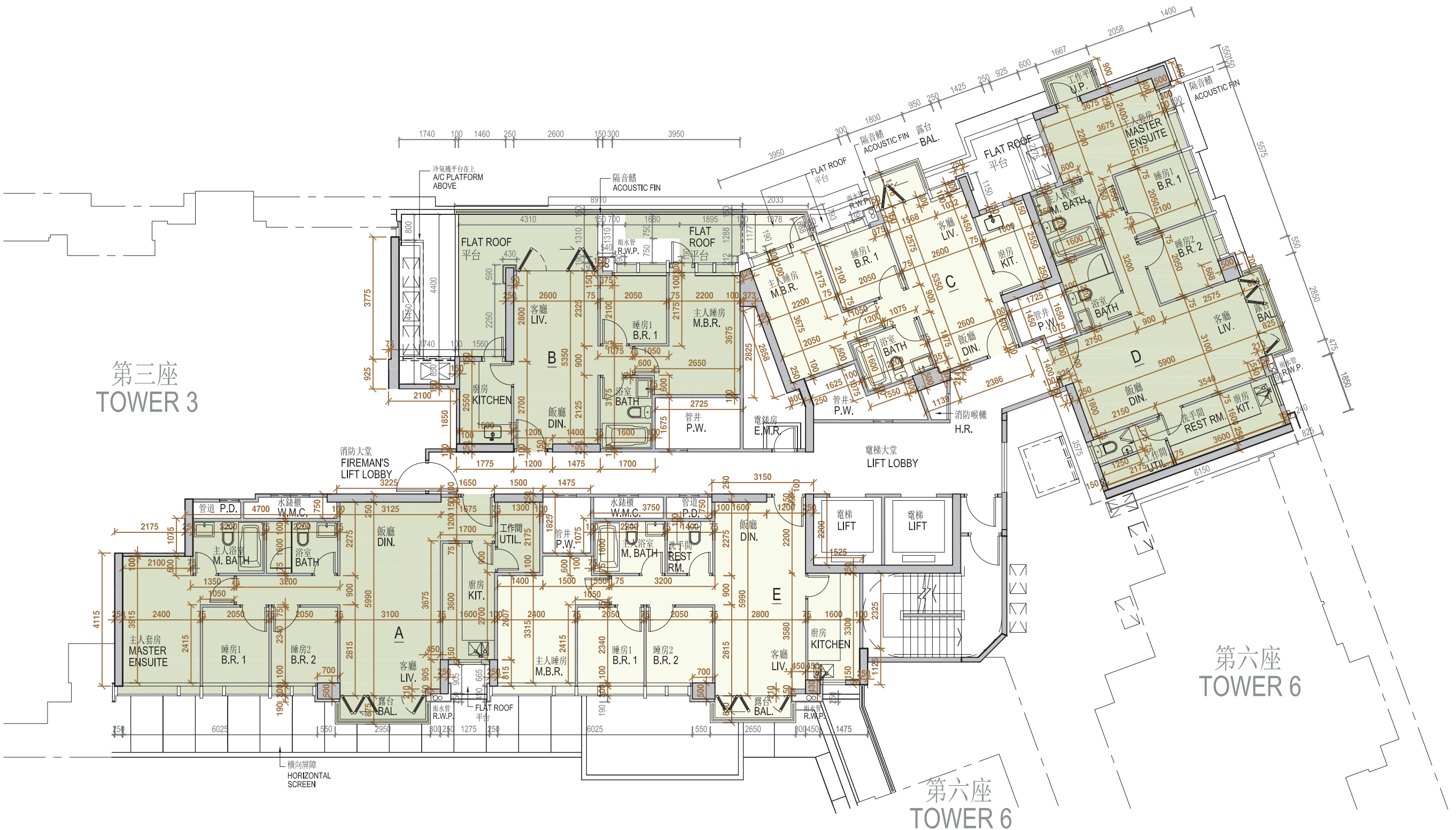
5. 樓面平面圖所示之裝置如洗滌盤、煮食爐、坐廁、面盆、浴缸等只供展示其大約位置而非展示其實際大小、設計及形狀。
- 53

TOWER 5 1/F FLOOR PLAN
第5座 1樓樓面平面圖

Scale 比例：

M/米

0 5 10



11

FLOOR PLANS OF RESIDENTIAL PROPERTIES IN THE DEVELOPMENT
發展項目的住宅物業的樓面平面圖

	Tower 座	Floor 樓層	Units 單位				
			A	B	C	D	E
The thickness of the floor slabs (excluding plaster) of each residential property (mm) 每個住宅物業的樓板（不包括灰泥）的厚度（毫米）	Tower 5 第5座	1/F 1樓	125, 150, 175	125, 150	125, 150, 175	125, 150	125, 150
The floor-to-floor height (refers to the height between the top surface of the structural slab of a floor and the top surface of the structural slab of its immediate upper floor) of each residential property (mm) 每個住宅物業的層與層之間的高度（指該樓層之石屎地台面與上一層石屎地台面之高度距離）（毫米）			3150, 3150*, 3200~, 3450~, 3550~	3150, 3200~, 3550~	3150, 3200~, 3550~	3150, 3150*, 3200~, 3450~, 3550~	3050, 3150, 3200~, 3450~, 3550~

The internal areas of the residential properties on the upper floors will generally be slightly larger than those on the lower floors because of the reducing thickness of the structural walls on the upper floors (Note: Not applicable)
因住宅物業的的較高樓層的結構牆的厚度遞減，較高樓層的內部面積，一般比較低樓層的內部面積稍大（註：不適用）

* Inclusive of the sunken depth of the sunken slab on the floor of this floor (100mm)
包括本層地台跌級樓板之跌級深度（100 毫米）

~ Inclusive of the sunken depth of the sunken slab on the floor of this floor (400mm)
包括本層地台跌級樓板之跌級深度（400 毫米）

Remarks:

1. There are architectural features, metal grilles and/ or exposed pipes on the external walls of some of the floors. For details, please refer to the latest approved building plans.

2. Common pipes exposed and/ or enclosed in cladding are located at/ adjacent to the balcony and/ or flat roof and/ or air-conditioning platform and/ or external wall of some residential units. For details, please refer to the latest approved building plans and/ or approved drainage plans.

3. There are sunken slabs (for mechanical & electrical services of units above) and/ or ceiling bulkheads for the air-conditioning fittings and/ or mechanical & electrical services at some residential units.

4. Balconies and utility platforms are non-enclosed areas.

5. The indications of fittings such as sinks, hobs, toilet bowls, wash basins, bath tubs etc. shown on the floor plans are indications of their approximate locations only and not indications of their actual size, designs and shapes.

備註:

1. 部分樓層外牆範圍設有建築裝飾、金屬格柵及/或外露喉管，詳細資料請參考最新批准的建築圖則。

2. 部分住宅單位的露台及/或平台及/或空調機平台及/或外牆上/附近設有外露及/或外牆裝飾板內藏之公用喉管，詳細資料請參考最新批准的建築圖則及/或排水設施圖。

3. 部分住宅單位天花有跌級樓板（用以安裝樓上單位之機電設備）及/或假天花內裝置空調裝備及/或其他機電設備。

4. 露台及工作平台為不可封閉的地方。

5. 樓面平面圖所示之裝置如洗滌盤、煮食爐、坐廁、面盆、浴缸等只供展示其大約位置而非展示其實際大小、設計及形狀。

55

TOWER 5 2-3/F, 5-12/F & 15-18/F FLOOR PLAN
第5座 2至3樓、5至12樓及15至18樓樓面平面圖

Scale 比例：

M/米 0 5 10



11

FLOOR PLANS OF RESIDENTIAL PROPERTIES IN THE DEVELOPMENT

發展項目的住宅物業的樓面平面圖

	Tower 座	Floor 樓層	Units 單位				
			A	B	C	D	E
The thickness of the floor slabs (excluding plaster) of each residential property (mm) 每個住宅物業的樓板（不包括灰泥）的厚度（毫米）	Tower 5 第5座	2 - 3/F, 5 - 12/F & 15 - 17/F 2至3樓、 5至12樓及 15至17樓	125, 150, 175	125, 150	125, 150, 175	125, 150	125, 150
The floor-to-floor height (refers to the height between the top surface of the structural slab of a floor and the top surface of the structural slab of its immediate upper floor) of each residential property (mm) 每個住宅物業的層與層之間的高度（指該樓層之石屎地台面與上一層石屎地台面之高度距離）（毫米）			3150, 3150*, 3150 [#]	3150, 3150 [#]	3150, 3150 [#]	3150, 3150*, 3150 [#]	3150, 3150*, 3150 [#]
The thickness of the floor slabs (excluding plaster) of each residential property (mm) 每個住宅物業的樓板（不包括灰泥）的厚度（毫米）		18/F 18樓	125, 150, 175	125, 150	125, 150, 175	125, 150	125, 150
The floor-to-floor height (refers to the height between the top surface of the structural slab of a floor and the top surface of the structural slab of its immediate upper floor) of each residential property (mm) 每個住宅物業的層與層之間的高度（指該樓層之石屎地台面與上一層石屎地台面之高度距離）（毫米）			3450, 3450 [*] , 3450 [#]	3450, 3450 [#]	3450, 3450 [#]	3450, 3450 [*] , 3450 [#]	3450, 3450*, 3450 [#]

The internal areas of the residential properties on the upper floors will generally be slightly larger than those on the lower floors because of the reducing thickness of the structural walls on the upper floors (Note: Not applicable)

因住宅物業的的較高樓層的結構牆的厚度遞減，較高樓層的內部面積，一般比較低樓層的內部面積稍大（註：不適用）

* Inclusive of the sunken depth of the sunken slab on the floor of this floor (100mm)
包括本層地台跌級樓板之跌級深度（100 毫米）

[#] Inclusive of the sunken depth of the sunken slab on the floor of this floor (350mm)
包括本層地台跌級樓板之跌級深度（350 毫米）

- Remarks:
- There are architectural features, metal grilles and/ or exposed pipes on the external walls of some of the floors. For details, please refer to the latest approved building plans.
 - Common pipes exposed and/ or enclosed in cladding are located at/ adjacent to the balcony and/ or flat roof and/ or air-conditioning platform and/ or external wall of some residential units. For details, please refer to the latest approved building plans and/ or approved drainage plans.
 - There are sunken slabs (for mechanical & electrical services of units above) and/ or ceiling bulkheads for the air-conditioning fittings and/ or mechanical & electrical services at some residential units.
 - Balconies and utility platforms are non-enclosed areas.
 - The indications of fittings such as sinks, hobs, toilet bowls, wash basins, bath tubs etc. shown on the floor plans are indications of their approximate locations only and not indications of their actual size, designs and shapes.

- 備註:
- 部分樓層外牆範圍設有建築裝飾、金屬格柵及/或外露喉管，詳細資料請參考最新批准的建築圖則。
 - 部分住宅單位的露台及/或平台及/或空調機平台及/或外牆上/附近設有外露及/或外牆裝飾板內藏之公用喉管，詳細資料請參考最新批准的建築圖則及/或排水設施圖。
 - 部分住宅單位天花板有跌級樓板（用以安裝樓上單位之機電設備）及/或假天花內裝置空調裝備及/或其他機電設備。
 - 露台及工作平台為不可封閉的地方。
 - 樓面平面圖所示之裝置如洗滌盤、煮食爐、坐廁、面盆、浴缸等只供展示其大約位置而非展示其實際大小、設計及形狀。

TOWER 5 19/F FLOOR PLAN
第5座 19樓樓面平面圖

Scale 比例：

M/米

0 5 10



第六座
TOWER 6

11

FLOOR PLANS OF RESIDENTIAL PROPERTIES IN THE DEVELOPMENT
發展項目的住宅物業的樓面平面圖

	Tower 座	Floor 樓層	Units 單位				
			A	B	C	D	E
The thickness of the floor slabs (excluding plaster) of each residential property (mm) 每個住宅物業的樓板（不包括灰泥）的厚度（毫米）	Tower 5 第5座	19/F 19樓	150, 175	150	150, 175	150	150
The floor-to-floor height (refers to the height between the top surface of the structural slab of a floor and the top surface of the structural slab of its immediate upper floor) of each residential property (mm) 每個住宅物業的層與層之間的高度（指該樓層之石屎地台面與上一層石屎地台面之高度距離）（毫米）			3500, 3600 [*] , 3850 [#]	3500, 3850 [#]	3500, 3850 [#]	3500, 3600 [*] , 3850 [#]	3500, 3600 [*] , 3850 [#]

The internal areas of the residential properties on the upper floors will generally be slightly larger than those on the lower floors because of the reducing thickness of the structural walls on the upper floors (Note: Not applicable)
因住宅物業的的較高樓層的結構牆的厚度遞減，較高樓層的內部面積，一般比較低樓層的內部面積稍大（註：不適用）

^{*} Inclusive of the sunken depth of the sunken slab on the floor of this floor (100mm)
包括本層地台跌級樓板之跌級深度（100 毫米）

[#] Inclusive of the sunken depth of the sunken slab on the floor of this floor (350mm)
包括本層地台跌級樓板之跌級深度（350 毫米）

- Remarks:
1. There are architectural features, metal grilles and/ or exposed pipes on the external walls of some of the floors. For details, please refer to the latest approved building plans.

2. Common pipes exposed and/ or enclosed in cladding are located at/ adjacent to the balcony and/ or flat roof and/ or air-conditioning platform and/ or external wall of some residential units. For details, please refer to the latest approved building plans and/ or approved drainage plans.

3. There are sunken slabs (for mechanical & electrical services of units above) and/ or ceiling bulkheads for the air-conditioning fittings and/ or mechanical & electrical services at some residential units.

4. Balconies and utility platforms are non-enclosed areas.

5. The indications of fittings such as sinks, hobs, toilet bowls, wash basins, bath tubs etc. shown on the floor plans are indications of their approximate locations only and not indications of their actual size, designs and shapes.

備註:

1. 部分樓層外牆範圍設有建築裝飾、金屬格柵及/或外露喉管，詳細資料請參考最新批准的建築圖則。

2. 部分住宅單位的露台及/或平台及/或空調機平台及/或外牆上/附近設有外露及/或外牆裝飾板內藏之公用喉管，詳細資料請參考最新批准的建築圖則及/或排水設施圖。

3. 部分住宅單位天花有跌級樓板（用以安裝樓上單位之機電設備）及/或假天花內裝置空調裝備及/或其他機電設備。

4. 露台及工作平台為不可封閉的地方。

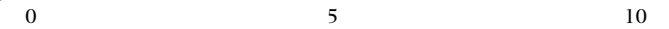
5. 樓面平面圖所示之裝置如洗滌盤、煮食爐、坐廁、面盆、浴缸等只供展示其大約位置而非展示其實際大小、設計及形狀。
- 59

11

TOWER 5
第 5 座

ROOF FLOOR PLAN 天台樓面平面圖

M/米



第六座
TOWER 6

11 FLOOR PLANS OF RESIDENTIAL PROPERTIES IN THE DEVELOPMENT

發展項目的住宅物業的樓面平面圖

1. The thickness of the floor slabs (excluding plaster) of the residential property is:
Not applicable.
2. The floor-to-floor height of each residential property:
Not applicable.
3. The internal areas of the residential properties on the upper floors will generally be slightly larger than those on the lower floors because of the reducing thickness of the structural walls on the upper floors (Note: Not applicable)

1. 每個住宅物業的樓板（不包括灰泥）的厚度為：
不適用。
2. 住宅物業層與層之間的高度為：
不適用。
3. 因住宅物業的的較高樓層的結構牆的厚度遞減，較高樓層的內部面積，一般比較低樓層的內部面積稍大（註：不適用）

Remarks:

1. There are architectural features, metal grilles and/ or exposed pipes on the external walls of some of the floors. For details, please refer to the latest approved building plans.
2. Common pipes exposed and/ or enclosed in cladding are located at/ adjacent to the balcony and/ or flat roof and/ or air-conditioning platform and/ or external wall of some residential units. For details, please refer to the latest approved building plans and/ or approved drainage plans.
3. There are sunken slabs (for mechanical & electrical services of units above) and/ or ceiling bulkheads for the air-conditioning fittings and/ or mechanical & electrical services at some residential units.
4. Balconies and utility platforms are non-enclosed areas.
5. The indications of fittings such as sinks, hobs, toilet bowls, wash basins, bath tubs etc. shown on the floor plans are indications of their approximate locations only and not indications of their actual size, designs and shapes.

備註:

1. 部分樓層外牆範圍設有建築裝飾、金屬格柵及/或外露喉管，詳細資料請參考最新批准的建築圖則。
2. 部分住宅單位的露台及/或平台及/或空調機平台及/或外牆上/附近設有外露及/或外牆裝飾板內藏之公用喉管，詳細資料請參考最新批准的建築圖則及/或排水設施圖。
3. 部分住宅單位天花板有跌級樓板（用以安裝樓上單位之機電設備）及/或假天花內裝置空調裝備及/或其他機電設備。
4. 露台及工作平台為不可封閉的地方。
5. 樓面平面圖所示之裝置如洗滌盤、煮食爐、坐廁、面盆、浴缸等只供展示其大約位置而非展示其實際大小、設計及形狀。

TOWER 6 1/F FLOOR PLAN
第6座 1樓樓面平面圖

Scale 比例：

M/米 0 5 10



11

FLOOR PLANS OF RESIDENTIAL PROPERTIES IN THE DEVELOPMENT
發展項目的住宅物業的樓面平面圖

	Tower 座	Floor 樓層	Units 單位				
			A	B	C	D	E
The thickness of the floor slabs (excluding plaster) of each residential property (mm) 每個住宅物業的樓板（不包括灰泥）的厚度（毫米）	Tower 6 第6座	1/F 1樓	125, 150, 175	125, 150, 200	125, 150	125, 150, 175	125, 150
The floor-to-floor height (refers to the height between the top surface of the structural slab of a floor and the top surface of the structural slab of its immediate upper floor) of each residential property (mm) 每個住宅物業的層與層之間的高度（指該樓層之石屎地台面與上一層石屎地台面之高度距離）（毫米）			2800, 2900*, 3150, 3150*, 3200~, 3550~	3150, 3200~, 3550~	3150, 3200~, 3550~	3150, 3150*, 3200~, 3550~	3150, 3200~, 3550~

The internal areas of the residential properties on the upper floors will generally be slightly larger than those on the lower floors because of the reducing thickness of the structural walls on the upper floors (Note: Not applicable)
因住宅物業的的較高樓層的結構牆的厚度遞減，較高樓層的內部面積，一般比較低樓層的內部面積稍大（註：不適用）

* Inclusive of the sunken depth of the sunken slab on the floor of this floor (100mm)
包括本層地台跌級樓板之跌級深度（100 毫米）

~ Inclusive of the sunken depth of the sunken slab on the floor of this floor (400mm)
包括本層地台跌級樓板之跌級深度（400 毫米）

- Remarks:
1. There are architectural features, metal grilles and/ or exposed pipes on the external walls of some of the floors. For details, please refer to the latest approved building plans.

2. Common pipes exposed and/ or enclosed in cladding are located at/ adjacent to the balcony and/ or flat roof and/ or air-conditioning platform and/ or external wall of some residential units. For details, please refer to the latest approved building plans and/ or approved drainage plans.

3. There are sunken slabs (for mechanical & electrical services of units above) and/ or ceiling bulkheads for the air-conditioning fittings and/ or mechanical & electrical services at some residential units.

4. Balconies and utility platforms are non-enclosed areas.

5. The indications of fittings such as sinks, hobs, toilet bowls, wash basins, bath tubs etc. shown on the floor plans are indications of their approximate locations only and not indications of their actual size, designs and shapes.

備註:

1. 部分樓層外牆範圍設有建築裝飾、金屬格柵及/或外露喉管，詳細資料請參考最新批准的建築圖則。

2. 部分住宅單位的露台及/或平台及/或空調機平台及/或外牆上/附近設有外露及/或外牆裝飾板內藏之公用喉管，詳細資料請參考最新批准的建築圖則及/或排水設施圖。

3. 部分住宅單位天花板有跌級樓板（用以安裝樓上單位之機電設備）及/或假天花內裝置空調裝備及/或其他機電設備。

4. 露台及工作平台為不可封閉的地方。

5. 樓面平面圖所示之裝置如洗滌盤、煮食爐、坐廁、面盆、浴缸等只供展示其大約位置而非展示其實際大小、設計及形狀。
- 63

11

TOWER 6
第 6 座

M/米



11

FLOOR PLANS OF RESIDENTIAL PROPERTIES IN THE DEVELOPMENT
發展項目的住宅物業的樓面平面圖

	Tower 座	Floor 樓層	Units 單位				
			A	B	C	D	E
The thickness of the floor slabs (excluding plaster) of each residential property (mm) 每個住宅物業的樓板（不包括灰泥）的厚度（毫米）	Tower 6 第6座	2 - 3/F, 5 - 12/F & 15 - 17/F 2至3樓、 5至12樓及 15至17樓	125, 150, 175	125, 150, 200	125, 150	125, 150, 175	125, 150
The floor-to-floor height (refers to the height between the top surface of the structural slab of a floor and the top surface of the structural slab of its immediate upper floor) of each residential property (mm) 每個住宅物業的層與層之間的高度（指該樓層之石屎地台面與上一層石屎地台面之高度距離）（毫米）			3150, 3150*, 3150 [#]	3150, 3150 [#]	3150, 3150 [#]	3150, 3150*, 3150 [#] , 3150 [”]	3150, 3150 [#]

The internal areas of the residential properties on the upper floors will generally be slightly larger than those on the lower floors because of the reducing thickness of the structural walls on the upper floors (Note: Not applicable)
因住宅物業的的較高樓層的結構牆的厚度遞減，較高樓層的內部面積，一般比較低樓層的內部面積稍大（註：不適用）

* Inclusive of the sunken depth of the sunken slab on the floor of this floor (100mm)
包括本層地台跌級樓板之跌級深度（100 毫米）

” Inclusive of the sunken depth of the sunken slab on the floor of this floor (250mm)
包括本層地台跌級樓板之跌級深度（250 毫米）

[#] Inclusive of the sunken depth of the sunken slab on the floor of this floor (350mm)
包括本層地台跌級樓板之跌級深度（350 毫米）

Remarks:

1. There are architectural features, metal grilles and/ or exposed pipes on the external walls of some of the floors. For details, please refer to the latest approved building plans.

2. Common pipes exposed and/ or enclosed in cladding are located at/ adjacent to the balcony and/ or flat roof and/ or air-conditioning platform and/ or external wall of some residential units. For details, please refer to the latest approved building plans and/ or approved drainage plans.

3. There are sunken slabs (for mechanical & electrical services of units above) and/ or ceiling bulkheads for the air-conditioning fittings and/ or mechanical & electrical services at some residential units.

4. Balconies and utility platforms are non-enclosed areas.

5. The indications of fittings such as sinks, hobs, toilet bowls, wash basins, bath tubs etc. shown on the floor plans are indications of their approximate locations only and not indications of their actual size, designs and shapes.

備註:

1. 部分樓層外牆範圍設有建築裝飾、金屬格柵及/或外露喉管，詳細資料請參考最新批准的建築圖則。

2. 部分住宅單位的露台及/或平台及/或空調機平台及/或外牆上/附近設有外露及/或外牆裝飾板內藏之公用喉管，詳細資料請參考最新批准的建築圖則及/或排水設施圖。

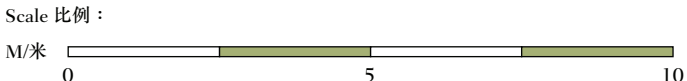
3. 部分住宅單位天花有跌級樓板（用以安裝樓上單位之機電設備）及/或假天花內裝置空調裝備及/或其他機電設備。

4. 露台及工作平台為不可封閉的地方。

5. 樓面平面圖所示之裝置如洗滌盤、煮食爐、坐廁、面盆、浴缸等只供展示其大約位置而非展示其實際大小、設計及形狀。

11

TOWER 6
第 6 座



11

FLOOR PLANS OF RESIDENTIAL PROPERTIES IN THE DEVELOPMENT
發展項目的住宅物業的樓面平面圖

	Tower 座	Floor 樓層	Units 單位				
			A	B	C	D	E
The thickness of the floor slabs (excluding plaster) of each residential property (mm) 每個住宅物業的樓板（不包括灰泥）的厚度（毫米）	Tower 6 第6座	18/F 18樓	125, 150, 175	125, 150, 200	125, 150	125, 150, 175	125, 150
The floor-to-floor height (refers to the height between the top surface of the structural slab of a floor and the top surface of the structural slab of its immediate upper floor) of each residential property (mm) 每個住宅物業的層與層之間的高度（指該樓層之石屎地台面與上一層石屎地台面之高度距離）（毫米）			3450, 3450*, 3450 [#]	3450, 3450 [#]	3450, 3450 [#]	3450, 3450*, 3450”, 3450 [#]	3450, 3450 [#]
The thickness of the floor slabs (excluding plaster) of each residential property (mm) 每個住宅物業的樓板（不包括灰泥）的厚度（毫米）		19/F 19樓	150, 175	150, 200	150	150, 175	150
The floor-to-floor height (refers to the height between the top surface of the structural slab of a floor and the top surface of the structural slab of its immediate upper floor) of each residential property (mm) 每個住宅物業的層與層之間的高度（指該樓層之石屎地台面與上一層石屎地台面之高度距離）（毫米）			3500, 3600*, 3850 [#]	3500, 3850 [#]	3500, 3850 [#]	3500, 3600*, 3750”, 3850 [#]	3500, 3850 [#]

The internal areas of the residential properties on the upper floors will generally be slightly larger than those on the lower floors because of the reducing thickness of the structural walls on the upper floors (Note: Not applicable)

因住宅物業的的較高樓層的結構牆的厚度遞減，較高樓層的內部面積，一般比較低樓層的內部面積稍大（註：不適用）

* Inclusive of the sunken depth of the sunken slab on the floor of this floor (100mm)
包括本層地台跌級樓板之跌級深度（100 毫米）

” Inclusive of the sunken depth of the sunken slab on the floor of this floor (250mm)
包括本層地台跌級樓板之跌級深度（250 毫米）

[#] Inclusive of the sunken depth of the sunken slab on the floor of this floor (350mm)
包括本層地台跌級樓板之跌級深度（350 毫米）

- Remarks:
1. There are architectural features, metal grilles and/ or exposed pipes on the external walls of some of the floors. For details, please refer to the latest approved building plans.

2. Common pipes exposed and/ or enclosed in cladding are located at/ adjacent to the balcony and/ or flat roof and/ or air-conditioning platform and/ or external wall of some residential units. For details, please refer to the latest approved building plans and/ or approved drainage plans.

3. There are sunken slabs (for mechanical & electrical services of units above) and/ or ceiling bulkheads for the air-conditioning fittings and/ or mechanical & electrical services at some residential units.

4. Balconies and utility platforms are non-enclosed areas.

5. The indications of fittings such as sinks, hobs, toilet bowls, wash basins, bath tubs etc. shown on the floor plans are indications of their approximate locations only and not indications of their actual size, designs and shapes.

備註:

1. 部分樓層外牆範圍設有建築裝飾、金屬格柵及/或外露喉管，詳細資料請參考最新批准的建築圖則。

2. 部分住宅單位的露台及/或平台及/或空調機平台及/或外牆上/附近設有外露及/或外牆裝飾板內藏之公用喉管，詳細資料請參考最新批准的建築圖則及/或排水設施圖。

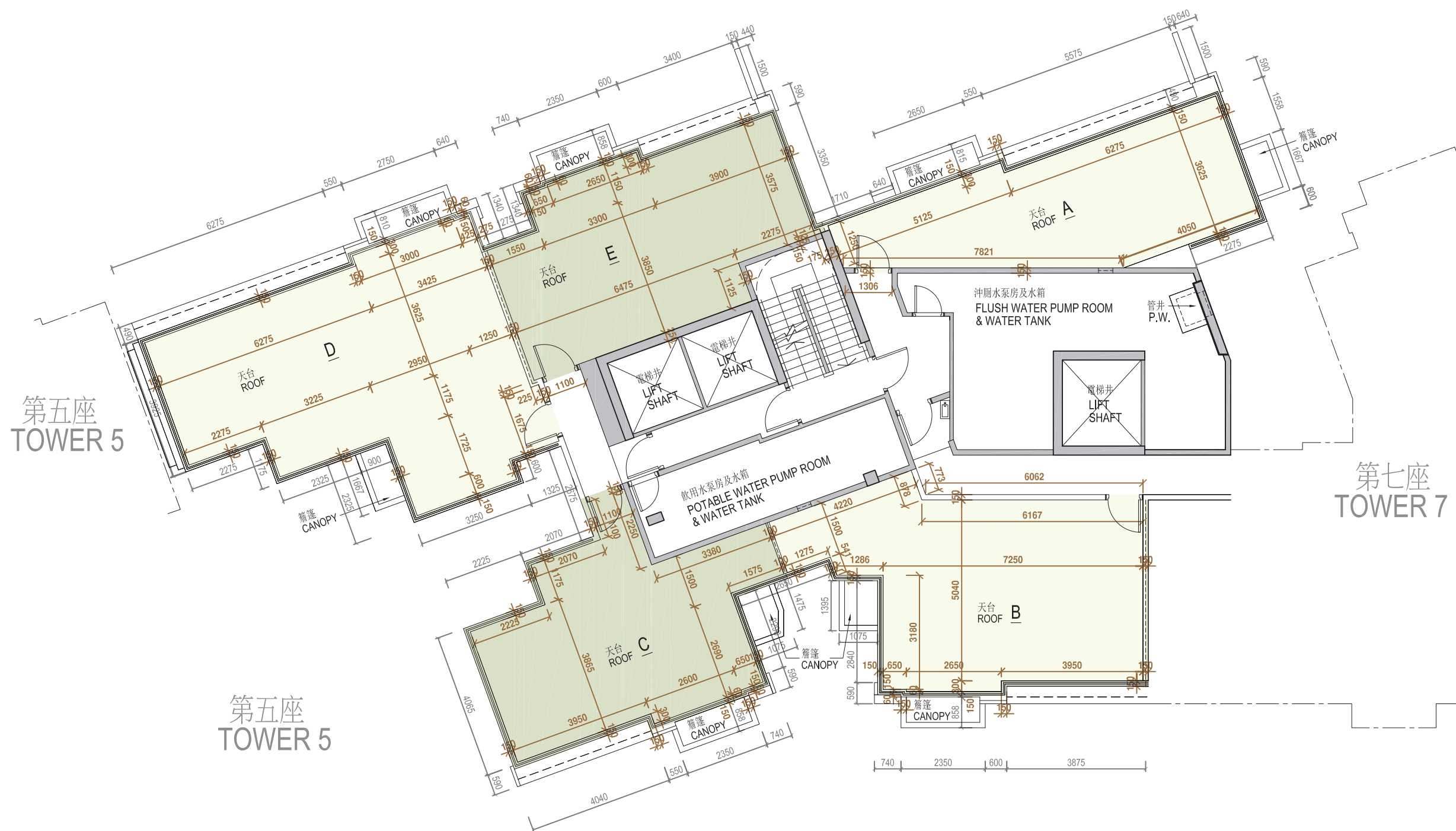
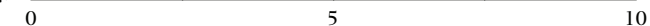
3. 部分住宅單位天花板有跌級樓板（用以安裝樓上單位之機電設備）及/或假天花內裝置空調裝備及/或其他機電設備。

4. 露台及工作平台為不可封閉的地方。

5. 樓面平面圖所示之裝置如洗滌盤、煮食爐、坐廁、面盆、浴缸等只供展示其大約位置而非展示其實際大小、設計及形狀。
- 67

Scale 比例：

M/米



11 FLOOR PLANS OF RESIDENTIAL PROPERTIES IN THE DEVELOPMENT

發展項目的住宅物業的樓面平面圖

1. The thickness of the floor slabs (excluding plaster) of the residential property is:
Not applicable.
2. The floor-to-floor height of each residential property:
Not applicable.
3. The internal areas of the residential properties on the upper floors will generally be slightly larger than those on the lower floors because of the reducing thickness of the structural walls on the upper floors (Note: Not applicable)

1. 每個住宅物業的樓板（不包括灰泥）的厚度為：
不適用。
2. 住宅物業層與層之間的高度為：
不適用。
3. 因住宅物業的的較高樓層的結構牆的厚度遞減，較高樓層的內部面積，一般比較低樓層的內部面積稍大（註：不適用）

Remarks:

1. There are architectural features, metal grilles and/ or exposed pipes on the external walls of some of the floors. For details, please refer to the latest approved building plans.
2. Common pipes exposed and/ or enclosed in cladding are located at/ adjacent to the balcony and/ or flat roof and/ or air-conditioning platform and/ or external wall of some residential units. For details, please refer to the latest approved building plans and/ or approved drainage plans.
3. There are sunken slabs (for mechanical & electrical services of units above) and/ or ceiling bulkheads for the air-conditioning fittings and/ or mechanical & electrical services at some residential units.
4. Balconies and utility platforms are non-enclosed areas.
5. The indications of fittings such as sinks, hobs, toilet bowls, wash basins, bath tubs etc. shown on the floor plans are indications of their approximate locations only and not indications of their actual size, designs and shapes.

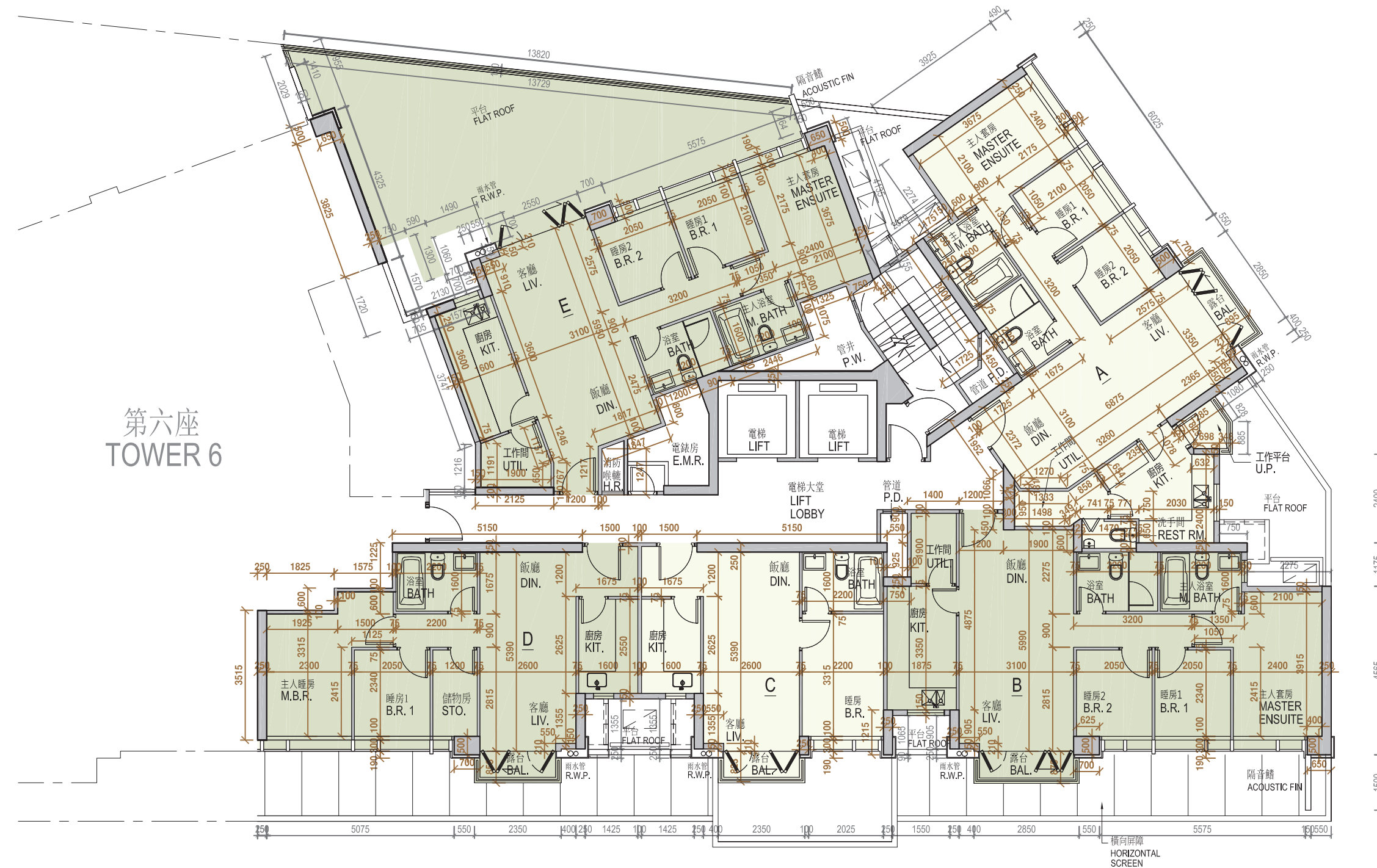
備註:

1. 部分樓層外牆範圍設有建築裝飾、金屬格柵及/或外露喉管，詳細資料請參考最新批准的建築圖則。
2. 部分住宅單位的露台及/或平台及/或空調機平台及/或外牆上/附近設有外露及/或外牆裝飾板內藏之公用喉管，詳細資料請參考最新批准的建築圖則及/或排水設施圖。
3. 部分住宅單位天花有跌級樓板（用以安裝樓上單位之機電設備）及/或假天花內裝置空調裝備及/或其他機電設備。
4. 露台及工作平台為不可封閉的地方。
5. 樓面平面圖所示之裝置如洗滌盤、煮食爐、坐廁、面盆、浴缸等只供展示其大約位置而非展示其實際大小、設計及形狀。

TOWER 7 1/F FLOOR PLAN
第7座 1樓樓面平面圖

Scale 比例：

M/米 0 5 10



11

FLOOR PLANS OF RESIDENTIAL PROPERTIES IN THE DEVELOPMENT
發展項目的住宅物業的樓面平面圖

	Tower 座	Floor 樓層	Units 單位				
			A	B	C	D	E
The thickness of the floor slabs (excluding plaster) of each residential property (mm) 每個住宅物業的樓板（不包括灰泥）的厚度（毫米）	Tower 7 第7座	1/F 1樓	125, 150, 200	125, 150	125, 150	125, 150, 175, 200	125, 150, 200
The floor-to-floor height (refers to the height between the top surface of the structural slab of a floor and the top surface of the structural slab of its immediate upper floor) of each residential property (mm) 每個住宅物業的層與層之間的高度（指該樓層之石屎地台面與上一層石屎地台面之高度距離）（毫米）			3150, 3150*, 3200~, 3550~	3150, 3150*, 3200~, 3550~	3150, 3200~, 3550~	3150, 3200~	3150, 3150*, 3200~, 3450~, 3550~

The internal areas of the residential properties on the upper floors will generally be slightly larger than those on the lower floors because of the reducing thickness of the structural walls on the upper floors (Note: Not applicable)
因住宅物業的的較高樓層的結構牆的厚度遞減，較高樓層的內部面積，一般比較低樓層的內部面積稍大（註：不適用）

* Inclusive of the sunken depth of the sunken slab on the floor of this floor (100mm)
包括本層地台跌級樓板之跌級深度（100 毫米）

~ Inclusive of the sunken depth of the sunken slab on the floor of this floor (400mm)
包括本層地台跌級樓板之跌級深度（400 毫米）

Remarks:

1. There are architectural features, metal grilles and/ or exposed pipes on the external walls of some of the floors. For details, please refer to the latest approved building plans.

2. Common pipes exposed and/ or enclosed in cladding are located at/ adjacent to the balcony and/ or flat roof and/ or air-conditioning platform and/ or external wall of some residential units. For details, please refer to the latest approved building plans and/ or approved drainage plans.

3. There are sunken slabs (for mechanical & electrical services of units above) and/ or ceiling bulkheads for the air-conditioning fittings and/ or mechanical & electrical services at some residential units.

4. Balconies and utility platforms are non-enclosed areas.

5. The indications of fittings such as sinks, hobs, toilet bowls, wash basins, bath tubs etc. shown on the floor plans are indications of their approximate locations only and not indications of their actual size, designs and shapes.

備註:

1. 部分樓層外牆範圍設有建築裝飾、金屬格柵及/或外露喉管，詳細資料請參考最新批准的建築圖則。

2. 部分住宅單位的露台及/或平台及/或空調機平台及/或外牆上/附近設有外露及/或外牆裝飾板內藏之公用喉管，詳細資料請參考最新批准的建築圖則及/或排水設施圖。

3. 部分住宅單位天花有跌級樓板（用以安裝樓上單位之機電設備）及/或假天花內裝置空調裝備及/或其他機電設備。

4. 露台及工作平台為不可封閉的地方。

5. 樓面平面圖所示之裝置如洗滌盤、煮食爐、坐廁、面盆、浴缸等只供展示其大約位置而非展示其實際大小、設計及形狀。

71

11

TOWER 7
第 7 座

M/米



11

FLOOR PLANS OF RESIDENTIAL PROPERTIES IN THE DEVELOPMENT

發展項目的住宅物業的樓面平面圖

	Tower 座	Floor 樓層	Units 單位				
			A	B	C	D	E
The thickness of the floor slabs (excluding plaster) of each residential property (mm) 每個住宅物業的樓板（不包括灰泥）的厚度（毫米）	Tower 7 第7座	2 - 3/F, 5 - 12/F & 15 - 17/F 2至3樓、 5至12樓及 15至17樓	125, 150, 200	125, 150	125, 150	125, 150, 175, 200	125, 150, 200
The floor-to-floor height (refers to the height between the top surface of the structural slab of a floor and the top surface of the structural slab of its immediate upper floor) of each residential property (mm) 每個住宅物業的層與層之間的高度（指該樓層之石屎地台面與上一層石屎地台面之高度距離）（毫米）			3150, 3150*, 3150 [#]	3150, 3150*, 3150 [#]	3150, 3150 [#]	3150, 3150 [#]	3150, 3150*, 3150 [#]
The thickness of the floor slabs (excluding plaster) of each residential property (mm) 每個住宅物業的樓板（不包括灰泥）的厚度（毫米）		18/F 18樓	125, 150, 200	125, 150	125, 150	125, 150, 175, 200	125, 150, 200
The floor-to-floor height (refers to the height between the top surface of the structural slab of a floor and the top surface of the structural slab of its immediate upper floor) of each residential property (mm) 每個住宅物業的層與層之間的高度（指該樓層之石屎地台面與上一層石屎地台面之高度距離）（毫米）			3450, 3450*, 3450 [#]	3450, 3450*, 3450 [#]	3450, 3450 [#]	3450, 3450 [#]	3450, 3450*, 3450 [#]

The internal areas of the residential properties on the upper floors will generally be slightly larger than those on the lower floors because of the reducing thickness of the structural walls on the upper floors (Note: Not applicable)

因住宅物業的的較高樓層的結構牆的厚度遞減，較高樓層的內部面積，一般比較低樓層的內部面積稍大（註：不適用）

* Inclusive of the sunken depth of the sunken slab on the floor of this floor (100mm)
包括本層地台跌級樓板之跌級深度（100 毫米）

[#] Inclusive of the sunken depth of the sunken slab on the floor of this floor (350mm)
包括本層地台跌級樓板之跌級深度（350 毫米）

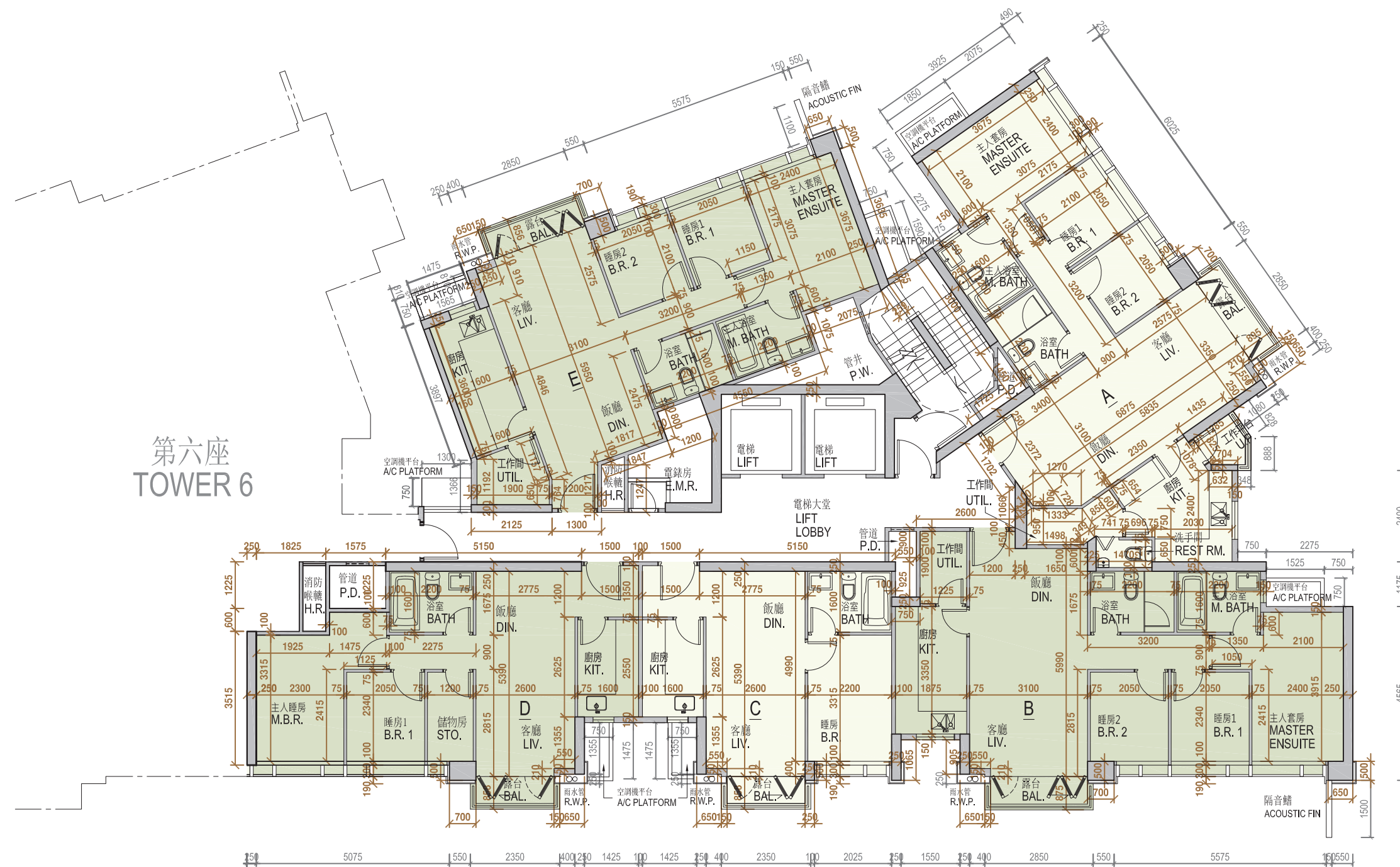
- Remarks:
- There are architectural features, metal grilles and/ or exposed pipes on the external walls of some of the floors. For details, please refer to the latest approved building plans.
 - Common pipes exposed and/ or enclosed in cladding are located at/ adjacent to the balcony and/ or flat roof and/ or air-conditioning platform and/ or external wall of some residential units. For details, please refer to the latest approved building plans and/ or approved drainage plans.
 - There are sunken slabs (for mechanical & electrical services of units above) and/ or ceiling bulkheads for the air-conditioning fittings and/ or mechanical & electrical services at some residential units.
 - Balconies and utility platforms are non-enclosed areas.
 - The indications of fittings such as sinks, hobs, toilet bowls, wash basins, bath tubs etc. shown on the floor plans are indications of their approximate locations only and not indications of their actual size, designs and shapes.

- 備註:
- 部分樓層外牆範圍設有建築裝飾、金屬格柵及/或外露喉管，詳細資料請參考最新批准的建築圖則。
 - 部分住宅單位的露台及/或平台及/或空調機平台及/或外牆上/附近設有外露及/或外牆裝飾板內藏之公用喉管，詳細資料請參考最新批准的建築圖則及/或排水設施圖。
 - 部分住宅單位天花板有跌級樓板（用以安裝樓上單位之機電設備）及/或假天花內裝置空調裝備及/或其他機電設備。
 - 露台及工作平台為不可封閉的地方。
 - 樓面平面圖所示之裝置如洗滌盤、煮食爐、坐廁、面盆、浴缸等只供展示其大約位置而非展示其實際大小、設計及形狀。

TOWER 7 19/F FLOOR PLAN
第7座 19樓樓面平面圖

Scale 比例：

M/米 0 5 10



11

FLOOR PLANS OF RESIDENTIAL PROPERTIES IN THE DEVELOPMENT
發展項目的住宅物業的樓面平面圖

	Tower 座	Floor 樓層	Units 單位				
			A	B	C	D	E
The thickness of the floor slabs (excluding plaster) of each residential property (mm) 每個住宅物業的樓板（不包括灰泥）的厚度（毫米）	Tower 7 第7座	19/F 19樓	150, 200	150	150	150, 175, 200	150, 200
The floor-to-floor height (refers to the height between the top surface of the structural slab of a floor and the top surface of the structural slab of its immediate upper floor) of each residential property (mm) 每個住宅物業的層與層之間的高度（指該樓層之石屎地台面與上一層石屎地台面之高度距離）（毫米）			3500, 3600*, 3850 [#]	3500, 3600*, 3850 [#]	3500, 3850 [#]	3500, 3850 [#]	3500, 3600*, 3850 [#]

The internal areas of the residential properties on the upper floors will generally be slightly larger than those on the lower floors because of the reducing thickness of the structural walls on the upper floors (Note: Not applicable)
因住宅物業的的較高樓層的結構牆的厚度遞減，較高樓層的內部面積，一般比較低樓層的內部面積稍大（註：不適用）

*

Inclusive of the sunken depth of the sunken slab on the floor of this floor (100mm)
包括本層地台跌級樓板之跌級深度（100 毫米）

#

Inclusive of the sunken depth of the sunken slab on the floor of this floor (350mm)
包括本層地台跌級樓板之跌級深度（350 毫米）

- Remarks:
1.

There are architectural features, metal grilles and/ or exposed pipes on the external walls of some of the floors. For details, please refer to the latest approved building plans.

2.

Common pipes exposed and/ or enclosed in cladding are located at/ adjacent to the balcony and/ or flat roof and/ or air-conditioning platform and/ or external wall of some residential units. For details, please refer to the latest approved building plans and/ or approved drainage plans.

3.

There are sunken slabs (for mechanical & electrical services of units above) and/ or ceiling bulkheads for the air-conditioning fittings and/ or mechanical & electrical services at some residential units.

4.

Balconies and utility platforms are non-enclosed areas.

5.

The indications of fittings such as sinks, hobs, toilet bowls, wash basins, bath tubs etc. shown on the floor plans are indications of their approximate locations only and not indications of their actual size, designs and shapes.
- 備註:

1.

部分樓層外牆範圍設有建築裝飾、金屬格柵及/或外露喉管，詳細資料請參考最新批准的建築圖則。

2.

部分住宅單位的露台及/或平台及/或空調機平台及/或外牆上/附近設有外露及/或外牆裝飾板內藏之公用喉管，詳細資料請參考最新批准的建築圖則及/或排水設施圖。

3.

部分住宅單位天花板有跌級樓板（用以安裝樓上單位之機電設備）及/或假天花內裝置空調裝備及/或其他機電設備。

4.

露台及工作平台為不可封閉的地方。

5.

樓面平面圖所示之裝置如洗滌盤、煮食爐、坐廁、面盆、浴缸等只供展示其大約位置而非展示其實際大小、設計及形狀。

11 FLOOR PLANS OF RESIDENTIAL PROPERTIES IN THE DEVELOPMENT

發展項目的住宅物業的樓面平面圖

1. The thickness of the floor slabs (excluding plaster) of the residential property is:
Not applicable.
2. The floor-to-floor height of each residential property:
Not applicable.
3. The internal areas of the residential properties on the upper floors will generally be slightly larger than those on the lower floors because of the reducing thickness of the structural walls on the upper floors (Note: Not applicable)

1. 每個住宅物業的樓板（不包括灰泥）的厚度為：
不適用。
2. 住宅物業層與層之間的高度為：
不適用。
3. 因住宅物業的的較高樓層的結構牆的厚度遞減，較高樓層的內部面積，一般比較低樓層的內部面積稍大（註：不適用）

Remarks:

1. There are architectural features, metal grilles and/ or exposed pipes on the external walls of some of the floors. For details, please refer to the latest approved building plans.
2. Common pipes exposed and/ or enclosed in cladding are located at/ adjacent to the balcony and/ or flat roof and/ or air-conditioning platform and/ or external wall of some residential units. For details, please refer to the latest approved building plans and/ or approved drainage plans.
3. There are sunken slabs (for mechanical & electrical services of units above) and/ or ceiling bulkheads for the air-conditioning fittings and/ or mechanical & electrical services at some residential units.
4. Balconies and utility platforms are non-enclosed areas.
5. The indications of fittings such as sinks, hobs, toilet bowls, wash basins, bath tubs etc. shown on the floor plans are indications of their approximate locations only and not indications of their actual size, designs and shapes.

備註:

1. 部分樓層外牆範圍設有建築裝飾、金屬格柵及/或外露喉管，詳細資料請參考最新批准的建築圖則。
2. 部分住宅單位的露台及/或平台及/或空調機平台及/或外牆上/附近設有外露及/或外牆裝飾板內藏之公用喉管，詳細資料請參考最新批准的建築圖則及/或排水設施圖。
3. 部分住宅單位天花板有跌級樓板（用以安裝樓上單位之機電設備）及/或假天花內裝置空調裝備及/或其他機電設備。
4. 露台及工作平台為不可封閉的地方。
5. 樓面平面圖所示之裝置如洗滌盤、煮食爐、坐廁、面盆、浴缸等只供展示其大約位置而非展示其實際大小、設計及形狀。

12

AREA OF RESIDENTIAL PROPERTIES IN THE DEVELOPMENT
發展項目中的住宅物業的面積

Description of Residential Property 物業的描述			Saleable Area (including balcony, utility platform and verandah, if any) sq. metre (sq. ft.) 實用面積（包括露台，工作平台及陽台 （如有））平方米（平方呎）	Area of other specified items (Not included in the Saleable Area) sq. metre (sq. ft.) 其他指明項目的面積（不計算入實用面積）平方米（平方呎）									
Block Name 大廈名稱	Floor 樓層	Unit 單位		Air-conditioning plant room 空調機房	Bay Window 窗台	Cockloft 閣樓	Flat roof 平台	Garden 花園	Parking space 停車位	Roof 天台	Stairhood 梯屋	Terrace 前庭	Yard 庭院
Tower 1 第1座	1/F 1樓	B	66.339 (714) 露台 Balcony: 2.321 (25) 工作平台 Utility Platform: -	-	-	-	5.488 (59)	-	-	-	-	-	-
		C	63.914 (688) 露台 Balcony: 2.218 (24) 工作平台 Utility Platform: -	-	-	-	9.931 (107)	-	-	-	-	-	-
		D	48.091 (518) 露台 Balcony: 2.001 (22) 工作平台 Utility Platform: -	-	-	-	-	-	-	-	-	-	-
		E	46.722 (503) 露台 Balcony: 2.001 (22) 工作平台 Utility Platform: -	-	-	-	-	-	-	-	-	-	-
		F	50.001 (538) 露台 Balcony: 2.001 (22) 工作平台 Utility Platform: -	-	-	-	-	-	-	-	-	-	-
		G	66.225 (713) 露台 Balcony: 2.281 (25) 工作平台 Utility Platform: -	-	-	-	34.391 (370)	-	-	-	-	-	-
	2/F 2樓	B	66.339 (714) 露台 Balcony: 2.321 (25) 工作平台 Utility Platform: -	-	-	-	-	-	-	-	-	-	-
		C	63.914 (688) 露台 Balcony: 2.218 (24) 工作平台 Utility Platform: -	-	-	-	-	-	-	-	-	-	-

Notes:

1. The saleable area and the floor areas of balcony, utility platform and verandah (if any) are calculated in accordance with section 8 of the Residential Properties (First-hand Sales) Ordinance; and the areas of the other specified items are calculated in accordance with Part 2 of Schedule 2 of the Residential Properties (First-hand Sales) Ordinance.

2. The above areas have been converted to square feet based on a conversion rate of 1 square metre =10.764 square feet and rounded off to the nearest integer.

附註：

1. 實用面積以及露台、工作平台及陽台（如有）之樓面面積，是按照《一手住宅物業銷售條例》第8條計算得出的。其他指明項目的面積，是按照《一手住宅物業銷售條例》附表2第2部計算得出的。

2. 上述所列之面積以1平方米 = 10.764平方呎換算至平方呎，並四捨五入至整數。

12

AREA OF RESIDENTIAL PROPERTIES IN THE DEVELOPMENT
發展項目中的住宅物業的面積

Description of Residential Property 物業的描述			Saleable Area (including balcony, utility platform and verandah, if any) sq. metre (sq. ft.) 實用面積（包括露台，工作平台及陽台 （如有））平方米（平方呎）	Area of other specified items (Not included in the Saleable Area) sq. metre (sq. ft.) 其他指明項目的面積（不計算入實用面積）平方米（平方呎）									
Block Name 大廈名稱	Floor 樓層	Unit 單位		Air-conditioning plant room 空調機房	Bay Window 窗台	Cockloft 閣樓	Flat roof 平台	Garden 花園	Parking space 停車位	Roof 天台	Stairhood 梯屋	Terrace 前庭	Yard 庭院
Tower 1 第1座	2/F 2樓	D	48.091 (518) 露台 Balcony: 2.001 (22) 工作平台 Utility Platform: -	-	-	-	-	-	-	-	-	-	-
		E	46.722 (503) 露台 Balcony: 2.001 (22) 工作平台 Utility Platform: -	-	-	-	-	-	-	-	-	-	-
		F	50.001 (538) 露台 Balcony: 2.001 (22) 工作平台 Utility Platform: -	-	-	-	-	-	-	-	-	-	-
		G	65.394 (704) 露台 Balcony: 2.281 (25) 工作平台 Utility Platform: -	-	-	-	-	-	-	-	-	-	-
	3/F, 5-12/F & 15-18/F 3樓、 5至12樓及 15至18樓	A	90.561 (975) 露台 Balcony: 3.239 (35) 工作平台 Utility Platform: -	-	-	-	-	-	-	-	-	-	-
		B	66.339 (714) 露台 Balcony: 2.321 (25) 工作平台 Utility Platform: -	-	-	-	-	-	-	-	-	-	-
		C	63.914 (688) 露台 Balcony: 2.218 (24) 工作平台 Utility Platform: -	-	-	-	-	-	-	-	-	-	-
		D	48.091 (518) 露台 Balcony: 2.001 (22) 工作平台 Utility Platform: -	-	-	-	-	-	-	-	-	-	-

Notes:

1. The saleable area and the floor areas of balcony, utility platform and verandah (if any) are calculated in accordance with section 8 of the Residential Properties (First-hand Sales) Ordinance; and the areas of the other specified items are calculated in accordance with Part 2 of Schedule 2 of the Residential Properties (First-hand Sales) Ordinance.

2. The above areas have been converted to square feet based on a conversion rate of 1 square metre =10.764 square feet and rounded off to the nearest integer.

附註：

1. 實用面積以及露台、工作平台及陽台（如有）之樓面面積，是按照《一手住宅物業銷售條例》第8條計算得出的。其他指明項目的面積，是按照《一手住宅物業銷售條例》附表2第2部計算得出的。

2. 上述所列之面積以1平方米 = 10.764平方呎換算至平方呎，並四捨五入至整數。

12

AREA OF RESIDENTIAL PROPERTIES IN THE DEVELOPMENT
發展項目中的住宅物業的面積

Description of Residential Property 物業的描述			Saleable Area (including balcony, utility platform and verandah, if any) sq. metre (sq. ft.) 實用面積（包括露台，工作平台及陽台 （如有））平方米（平方呎）	Area of other specified items (Not included in the Saleable Area) sq. metre (sq. ft.) 其他指明項目的面積（不計算入實用面積）平方米（平方呎）									
Block Name 大廈名稱	Floor 樓層	Unit 單位		Air-conditioning plant room 空調機房	Bay Window 窗台	Cockloft 閣樓	Flat roof 平台	Garden 花園	Parking space 停車位	Roof 天台	Stairhood 梯屋	Terrace 前庭	Yard 庭院
Tower 1 第1座	3/F, 5-12/F & 15-18/F 3樓、 5至12樓及 15至18樓	E	46.722 (503) 露台 Balcony: 2.001 (22) 工作平台 Utility Platform: -	-	-	-	-	-	-	-	-	-	-
		F	50.001 (538) 露台 Balcony: 2.001 (22) 工作平台 Utility Platform: -	-	-	-	-	-	-	-	-	-	-
		G	65.210 (702) 露台 Balcony: 2.281 (25) 工作平台 Utility Platform: -	-	-	-	-	-	-	-	-	-	-
	19/F 19樓	A	145.296 (1564) 露台 Balcony: 2.281 (25) 工作平台 Utility Platform: -	-	-	-	8.072 (87)	-	-	123.433 (1329)	8.820 (95)	-	-
		B	136.523 (1470) 露台 Balcony: 3.754 (40) 工作平台 Utility Platform: -	-	-	-	-	-	-	116.790 (1257)	7.560 (81)	-	-
		C	48.073 (517) 露台 Balcony: 2.001 (22) 工作平台 Utility Platform: -	-	-	-	-	-	-	42.482 (457)	-	-	-
		D	46.722 (503) 露台 Balcony: 2.001 (22) 工作平台 Utility Platform: -	-	-	-	-	-	-	27.025 (291)	-	-	-
		E	49.030 (528) 露台 Balcony: 2.001 (22) 工作平台 Utility Platform: -	-	-	-	-	-	-	38.062 (410)	-	-	-

Notes:
1. The saleable area and the floor areas of balcony, utility platform and verandah (if any) are calculated in accordance with section 8 of the Residential Properties (First-hand Sales) Ordinance; and the areas of the other specified items are calculated in accordance with Part 2 of Schedule 2 of the Residential Properties (First-hand Sales) Ordinance.
2. The above areas have been converted to square feet based on a conversion rate of 1 square metre =10.764 square feet and rounded off to the nearest integer.

附註：
1. 實用面積以及露台、工作平台及陽台（如有）之樓面面積，是按照《一手住宅物業銷售條例》第8條計算得出的。其他指明項目的面積，是按照《一手住宅物業銷售條例》附表2第2部計算得出的。
2. 上述所列之面積以1平方米 = 10.764平方呎換算至平方呎，並四捨五入至整數。

12

AREA OF RESIDENTIAL PROPERTIES IN THE DEVELOPMENT
發展項目中的住宅物業的面積

Description of Residential Property 物業的描述			Saleable Area (including balcony, utility platform and verandah, if any) sq. metre (sq. ft.) 實用面積（包括露台，工作平台及陽台 （如有））平方米（平方呎）	Area of other specified items (Not included in the Saleable Area) sq. metre (sq. ft.) 其他指明項目的面積（不計算入實用面積）平方米（平方呎）									
Block Name 大廈名稱	Floor 樓層	Unit 單位		Air-conditioning plant room 空調機房	Bay Window 窗台	Cockloft 閣樓	Flat roof 平台	Garden 花園	Parking space 停車位	Roof 天台	Stairhood 梯屋	Terrace 前庭	Yard 庭院
Tower 2 第2座	1/F 1樓	A	62.423 (672) 露台 Balcony: - 工作平台 Utility Platform: -	-	-	-	21.079 (227)	-	-	-	-	-	-
		B	44.329 (477) 露台 Balcony: - 工作平台 Utility Platform: -	-	-	-	14.395 (155)	-	-	-	-	-	-
		C	32.509 (350) 露台 Balcony: - 工作平台 Utility Platform: -	-	-	-	6.388 (69)	-	-	-	-	-	-
		D	42.163 (454) 露台 Balcony: - 工作平台 Utility Platform: -	-	-	-	18.172 (196)	-	-	-	-	-	-
		E	46.338 (499) 露台 Balcony: 2.001 (22) 工作平台 Utility Platform: -	-	-	-	-	-	-	-	-	-	-
		F	38.773 (417) 露台 Balcony: 2.001 (22) 工作平台 Utility Platform: -	-	-	-	-	-	-	-	-	-	-
	2-3/F, 5-12/F & 15-18/F 2至3樓、 5至12樓及 15至18樓	A	64.789 (697) 露台 Balcony: 2.241 (24) 工作平台 Utility Platform: -	-	-	-	-	-	-	-	-	-	-
		B	46.437 (500) 露台 Balcony: 2.000 (22) 工作平台 Utility Platform: -	-	-	-	-	-	-	-	-	-	-

Notes:

1. The saleable area and the floor areas of balcony, utility platform and verandah (if any) are calculated in accordance with section 8 of the Residential Properties (First-hand Sales) Ordinance; and the areas of the other specified items are calculated in accordance with Part 2 of Schedule 2 of the Residential Properties (First-hand Sales) Ordinance.

2. The above areas have been converted to square feet based on a conversion rate of 1 square metre =10.764 square feet and rounded off to the nearest integer.

附註：

1. 實用面積以及露台、工作平台及陽台（如有）之樓面面積，是按照《一手住宅物業銷售條例》第8條計算得出的。其他指明項目的面積，是按照《一手住宅物業銷售條例》附表2第2部計算得出的。

2. 上述所列之面積以1平方米 = 10.764平方呎換算至平方呎，並四捨五入至整數。

12

AREA OF RESIDENTIAL PROPERTIES IN THE DEVELOPMENT
發展項目中的住宅物業的面積

Description of Residential Property 物業的描述			Saleable Area (including balcony, utility platform and verandah, if any) sq. metre (sq. ft.) 實用面積（包括露台，工作平台及陽台 （如有））平方米（平方呎）	Area of other specified items (Not included in the Saleable Area) sq. metre (sq. ft.) 其他指明項目的面積（不計算入實用面積）平方米（平方呎）									
Block Name 大廈名稱	Floor 樓層	Unit 單位		Air-conditioning plant room 空調機房	Bay Window 窗台	Cockloft 閣樓	Flat roof 平台	Garden 花園	Parking space 停車位	Roof 天台	Stairhood 梯屋	Terrace 前庭	Yard 庭院
Tower 2 第2座	2-3/F, 5-12/F & 15-18/F 2至3樓、 5至12樓及 15至18樓	C	34.603 (372) 露台 Balcony: 2.000 (22) 工作平台 Utility Platform: -	-	-	-	-	-	-	-	-	-	-
		D	45.794 (493) 露台 Balcony: 2.000 (22) 工作平台 Utility Platform: 1.500 (16)	-	-	-	-	-	-	-	-	-	-
		E	46.338 (499) 露台 Balcony: 2.001 (22) 工作平台 Utility Platform: -	-	-	-	-	-	-	-	-	-	-
		F	38.773 (417) 露台 Balcony: 2.001 (22) 工作平台 Utility Platform: -	-	-	-	-	-	-	-	-	-	-
	19/F 19樓	A	138.296 (1489) 露台 Balcony: 4.739 (51) 工作平台 Utility Platform: -	-	-	-	12.958 (139)	-	-	117.400 (1264)	8.756 (94)	-	-
		B	45.794 (493) 露台 Balcony: 2.000 (22) 工作平台 Utility Platform: 1.500 (16)	-	-	-	-	-	-	38.887 (419)	-	-	-
		C	46.338 (499) 露台 Balcony: 2.001 (22) 工作平台 Utility Platform: -	-	-	-	-	-	-	20.462 (220)	-	-	-
		D	38.773 (417) 露台 Balcony: 2.001 (22) 工作平台 Utility Platform: -	-	-	-	-	-	-	23.951 (258)	-	-	-

Notes:

1. The saleable area and the floor areas of balcony, utility platform and verandah (if any) are calculated in accordance with section 8 of the Residential Properties (First-hand Sales) Ordinance; and the areas of the other specified items are calculated in accordance with Part 2 of Schedule 2 of the Residential Properties (First-hand Sales) Ordinance.

2. The above areas have been converted to square feet based on a conversion rate of 1 square metre =10.764 square feet and rounded off to the nearest integer.

附註：

1. 實用面積以及露台、工作平台及陽台（如有）之樓面面積，是按照《一手住宅物業銷售條例》第8條計算得出的。其他指明項目的面積，是按照《一手住宅物業銷售條例》附表2第2部計算得出的。

2. 上述所列之面積以1平方米 = 10.764平方呎換算至平方呎，並四捨五入至整數。

12

AREA OF RESIDENTIAL PROPERTIES IN THE DEVELOPMENT
發展項目中的住宅物業的面積

Description of Residential Property 物業的描述			Saleable Area (including balcony, utility platform and verandah, if any) sq. metre (sq. ft.) 實用面積（包括露台，工作平台及陽台 （如有））平方米（平方呎）	Area of other specified items (Not included in the Saleable Area) sq. metre (sq. ft.) 其他指明項目的面積（不計算入實用面積）平方米（平方呎）									
Block Name 大廈名稱	Floor 樓層	Unit 單位		Air-conditioning plant room 空調機房	Bay Window 窗台	Cockloft 閣樓	Flat roof 平台	Garden 花園	Parking space 停車位	Roof 天台	Stairhood 梯屋	Terrace 前庭	Yard 庭院
Tower 3 第3座	G/F 地下	A	95.430 (1027) 露台 Balcony: - 工作平台 Utility Platform: -	-	-	-	-	48.287 (520)	-	-	-	-	-
		B	59.104 (636) 露台 Balcony: - 工作平台 Utility Platform: -	-	-	-	-	38.742 (417)	-	-	-	-	-
		C	55.100 (593) 露台 Balcony: - 工作平台 Utility Platform: -	-	-	-	-	37.197 (400)	-	-	-	-	-
		D	65.550 (706) 露台 Balcony: - 工作平台 Utility Platform: -	-	-	-	-	37.310 (402)	-	-	-	-	-
	1/F 1樓	A	69.891 (752) 露台 Balcony: 2.537 (27) 工作平台 Utility Platform: -	-	-	-	-	-	-	-	-	-	-
		B	44.426 (478) 露台 Balcony: - 工作平台 Utility Platform: -	-	-	-	16.360 (176)	-	-	-	-	-	-
		C	43.628 (470) 露台 Balcony: - 工作平台 Utility Platform: -	-	-	-	8.720 (94)	-	-	-	-	-	-
		D	44.366 (478) 露台 Balcony: - 工作平台 Utility Platform: -	-	-	-	4.775 (51)	-	-	-	-	-	-
		E	47.695 (513) 露台 Balcony: 2.000 (22) 工作平台 Utility Platform: -	-	-	-	-	-	-	-	-	-	-

Notes:

1. The saleable area and the floor areas of balcony, utility platform and verandah (if any) are calculated in accordance with section 8 of the Residential Properties (First-hand Sales) Ordinance; and the areas of the other specified items are calculated in accordance with Part 2 of Schedule 2 of the Residential Properties (First-hand Sales) Ordinance.

2. The above areas have been converted to square feet based on a conversion rate of 1 square metre =10.764 square feet and rounded off to the nearest integer.

附註：

1. 實用面積以及露台、工作平台及陽台（如有）之樓面面積，是按照《一手住宅物業銷售條例》第8條計算得出的。其他指明項目的面積，是按照《一手住宅物業銷售條例》附表2第2部計算得出的。

2. 上述所列之面積以1平方米 = 10.764平方呎換算至平方呎，並四捨五入至整數。

83

12

AREA OF RESIDENTIAL PROPERTIES IN THE DEVELOPMENT
發展項目中的住宅物業的面積

Description of Residential Property 物業的描述			Saleable Area (including balcony, utility platform and verandah, if any) sq. metre (sq. ft.) 實用面積（包括露台，工作平台及陽台 （如有））平方米（平方呎）	Area of other specified items (Not included in the Saleable Area) sq. metre (sq. ft.) 其他指明項目的面積（不計算入實用面積）平方米（平方呎）									
Block Name 大廈名稱	Floor 樓層	Unit 單位		Air-conditioning plant room 空調機房	Bay Window 窗台	Cockloft 閣樓	Flat roof 平台	Garden 花園	Parking space 停車位	Roof 天台	Stairhood 梯屋	Terrace 前庭	Yard 庭院
Tower 3 第3座	1/F 1樓	F	45.626 (491) 露台 Balcony: 2.001 (22) 工作平台 Utility Platform: -	-	-	-	-	-	-	-	-	-	-
		G	44.905 (483) 露台 Balcony: 2.001 (22) 工作平台 Utility Platform: -	-	-	-	-	-	-	-	-	-	-
	2-3/F, 5-12/F & 15-17/F 2至3樓、 5至12樓及 15至17樓	A	69.891 (752) 露台 Balcony: 2.537 (27) 工作平台 Utility Platform: -	-	-	-	-	-	-	-	-	-	-
		B	46.534 (501) 露台 Balcony: 2.000 (22) 工作平台 Utility Platform: -	-	-	-	-	-	-	-	-	-	-
		C	47.257 (509) 露台 Balcony: 2.000 (22) 工作平台 Utility Platform: 1.500 (16)	-	-	-	-	-	-	-	-	-	-
		D	46.456 (500) 露台 Balcony: 2.000 (22) 工作平台 Utility Platform: -	-	-	-	-	-	-	-	-	-	-
		E	47.695 (513) 露台 Balcony: 2.000 (22) 工作平台 Utility Platform: -	-	-	-	-	-	-	-	-	-	-
		F	45.626 (491) 露台 Balcony: 2.001 (22) 工作平台 Utility Platform: -	-	-	-	-	-	-	-	-	-	-
		G	44.905 (483) 露台 Balcony: 2.001 (22) 工作平台 Utility Platform: -	-	-	-	-	-	-	-	-	-	-

Notes:
1. The saleable area and the floor areas of balcony, utility platform and verandah (if any) are calculated in accordance with section 8 of the Residential Properties (First-hand Sales) Ordinance; and the areas of the other specified items are calculated in accordance with Part 2 of Schedule 2 of the Residential Properties (First-hand Sales) Ordinance.
2. The above areas have been converted to square feet based on a conversion rate of 1 square metre =10.764 square feet and rounded off to the nearest integer.

附註：
1. 實用面積以及露台、工作平台及陽台（如有）之樓面面積，是按照《一手住宅物業銷售條例》第8條計算得出的。其他指明項目的面積，是按照《一手住宅物業銷售條例》附表2第2部計算得出的。
2. 上述所列之面積以1平方米 = 10.764平方呎換算至平方呎，並四捨五入至整數。

12

AREA OF RESIDENTIAL PROPERTIES IN THE DEVELOPMENT
發展項目中的住宅物業的面積

Description of Residential Property 物業的描述			Saleable Area (including balcony, utility platform and verandah, if any) sq. metre (sq. ft.) 實用面積（包括露台，工作平台及陽台 （如有））平方米（平方呎）	Area of other specified items (Not included in the Saleable Area) sq. metre (sq. ft.) 其他指明項目的面積（不計算入實用面積）平方米（平方呎）									
Block Name 大廈名稱	Floor 樓層	Unit 單位		Air-conditioning plant room 空調機房	Bay Window 窗台	Cockloft 閣樓	Flat roof 平台	Garden 花園	Parking space 停車位	Roof 天台	Stairhood 梯屋	Terrace 前庭	Yard 庭院
Tower 3 第3座	18/F 18樓	A	69.891 (752) 露台 Balcony: 2.537 (27) 工作平台 Utility Platform: -	-	-	-	-	-	-	-	-	-	-
		B	46.534 (501) 露台 Balcony: 2.000 (22) 工作平台 Utility Platform: -	-	-	-	-	-	-	-	-	-	-
		C	47.257 (509) 露台 Balcony: 2.000 (22) 工作平台 Utility Platform: 1.500 (16)	-	-	-	-	-	-	-	-	-	-
		D	46.450 (500) 露台 Balcony: 2.000 (22) 工作平台 Utility Platform: -	-	-	-	-	-	-	-	-	-	-
		E	47.683 (513) 露台 Balcony: 2.000 (22) 工作平台 Utility Platform: -	-	-	-	-	-	-	-	-	-	-
		F	45.626 (491) 露台 Balcony: 2.001 (22) 工作平台 Utility Platform: -	-	-	-	-	-	-	-	-	-	-
		G	44.905 (483) 露台 Balcony: 2.001 (22) 工作平台 Utility Platform: -	-	-	-	-	-	-	-	-	-	-

Notes:
1. The saleable area and the floor areas of balcony, utility platform and verandah (if any) are calculated in accordance with section 8 of the Residential Properties (First-hand Sales) Ordinance; and the areas of the other specified items are calculated in accordance with Part 2 of Schedule 2 of the Residential Properties (First-hand Sales) Ordinance.
2. The above areas have been converted to square feet based on a conversion rate of 1 square metre =10.764 square feet and rounded off to the nearest integer.

附註：
1. 實用面積以及露台、工作平台及陽台（如有）之樓面面積，是按照《一手住宅物業銷售條例》第8條計算得出的。其他指明項目的面積，是按照《一手住宅物業銷售條例》附表2第2部計算得出的。
2. 上述所列之面積以1平方米 = 10.764平方呎換算至平方呎，並四捨五入至整數。

12

AREA OF RESIDENTIAL PROPERTIES IN THE DEVELOPMENT
發展項目中的住宅物業的面積

Description of Residential Property 物業的描述			Saleable Area (including balcony, utility platform and verandah, if any) sq. metre (sq. ft.) 實用面積（包括露台，工作平台及陽台 （如有））平方米（平方呎）	Area of other specified items (Not included in the Saleable Area) sq. metre (sq. ft.) 其他指明項目的面積（不計算入實用面積）平方米（平方呎）									
Block Name 大廈名稱	Floor 樓層	Unit 單位		Air-conditioning plant room 空調機房	Bay Window 窗台	Cockloft 閣樓	Flat roof 平台	Garden 花園	Parking space 停車位	Roof 天台	Stairhood 梯屋	Terrace 前庭	Yard 庭院
Tower 3 第3座	19/F 19樓	A	69.891 (752) 露台 Balcony: 2.537 (27) 工作平台 Utility Platform: -	-	-	-	-	-	-	65.076 (700)	-	-	-
		B	46.534 (501) 露台 Balcony: 2.000 (22) 工作平台 Utility Platform: -	-	-	-	-	-	-	41.892 (451)	-	-	-
		C	47.257 (509) 露台 Balcony: 2.000 (22) 工作平台 Utility Platform: 1.500 (16)	-	-	-	-	-	-	43.251 (466)	-	-	-
		D	46.450 (500) 露台 Balcony: 2.000 (22) 工作平台 Utility Platform: -	-	-	-	-	-	-	25.401 (273)	-	-	-
		E	47.683 (513) 露台 Balcony: 2.000 (22) 工作平台 Utility Platform: -	-	-	-	-	-	-	30.678 (330)	-	-	-
		F	45.626 (491) 露台 Balcony: 2.001 (22) 工作平台 Utility Platform: -	-	-	-	-	-	-	34.676 (373)	-	-	-
		G	44.905 (483) 露台 Balcony: 2.001 (22) 工作平台 Utility Platform: -	-	-	-	-	-	-	36.656 (395)	-	-	-

Notes:
1. The saleable area and the floor areas of balcony, utility platform and verandah (if any) are calculated in accordance with section 8 of the Residential Properties (First-hand Sales) Ordinance; and the areas of the other specified items are calculated in accordance with Part 2 of Schedule 2 of the Residential Properties (First-hand Sales) Ordinance.
2. The above areas have been converted to square feet based on a conversion rate of 1 square metre =10.764 square feet and rounded off to the nearest integer.

附註：
1. 實用面積以及露台、工作平台及陽台（如有）之樓面面積，是按照《一手住宅物業銷售條例》第8條計算得出的。其他指明項目的面積，是按照《一手住宅物業銷售條例》附表2第2部計算得出的。
2. 上述所列之面積以1平方米 = 10.764平方呎換算至平方呎，並四捨五入至整數。

12

AREA OF RESIDENTIAL PROPERTIES IN THE DEVELOPMENT
發展項目中的住宅物業的面積

Description of Residential Property 物業的描述			Saleable Area (including balcony, utility platform and verandah, if any) sq. metre (sq. ft.) 實用面積（包括露台，工作平台及陽台 （如有））平方米（平方呎）	Area of other specified items (Not included in the Saleable Area) sq. metre (sq. ft.) 其他指明項目的面積（不計算入實用面積）平方米（平方呎）									
Block Name 大廈名稱	Floor 樓層	Unit 單位		Air-conditioning plant room 空調機房	Bay Window 窗台	Cockloft 閣樓	Flat roof 平台	Garden 花園	Parking space 停車位	Roof 天台	Stairhood 梯屋	Terrace 前庭	Yard 庭院
Tower 5 第5座	G/F 地下	A	80.215 (863) 露台 Balcony: - 工作平台 Utility Platform: -	—	—	—	—	48.153 (518)	—	—	—	—	—
		B	77.730 (837) 露台 Balcony: - 工作平台 Utility Platform: -	—	—	—	—	38.342 (413)	—	—	—	—	—
		C	69.838 (752) 露台 Balcony: - 工作平台 Utility Platform: -	—	—	—	—	12.903 (139)	—	—	—	—	—
	1/F 1樓	A	70.524 (759) 露台 Balcony: 2.566 (28) 工作平台 Utility Platform: -	—	—	—	—	—	—	—	—	—	—
		B	42.375 (456) 露台 Balcony: - 工作平台 Utility Platform: -	—	—	—	15.370 (165)	—	—	—	—	—	—
		C	44.325 (477) 露台 Balcony: 2.000 (22) 工作平台 Utility Platform: -	—	—	—	2.075 (22)	—	—	—	—	—	—

Notes:
1. The saleable area and the floor areas of balcony, utility platform and verandah (if any) are calculated in accordance with section 8 of the Residential Properties (First-hand Sales) Ordinance; and the areas of the other specified items are calculated in accordance with Part 2 of Schedule 2 of the Residential Properties (First-hand Sales) Ordinance.
2. The above areas have been converted to square feet based on a conversion rate of 1 square metre =10.764 square feet and rounded off to the nearest integer.

附註：
1. 實用面積以及露台、工作平台及陽台（如有）之樓面面積，是按照《一手住宅物業銷售條例》第8條計算得出的。其他指明項目的面積，是按照《一手住宅物業銷售條例》附表2第2部計算得出的。
2. 上述所列之面積以1平方米 = 10.764平方呎換算至平方呎，並四捨五入至整數。

12

AREA OF RESIDENTIAL PROPERTIES IN THE DEVELOPMENT
發展項目中的住宅物業的面積

Description of Residential Property 物業的描述			Saleable Area (including balcony, utility platform and verandah, if any) sq. metre (sq. ft.) 實用面積（包括露台，工作平台及陽台 （如有））平方米（平方呎）	Area of other specified items (Not included in the Saleable Area) sq. metre (sq. ft.) 其他指明項目的面積（不計算入實用面積）平方米（平方呎）									
Block Name 大廈名稱	Floor 樓層	Unit 單位		Air-conditioning plant room 空調機房	Bay Window 窗台	Cockloft 閣樓	Flat roof 平台	Garden 花園	Parking space 停車位	Roof 天台	Stairhood 梯屋	Terrace 前庭	Yard 庭院
Tower 5 第5座	1/F 1樓	D	69.604 (749) 露台 Balcony: 2.362 (25) 工作平台 Utility Platform: 1.500 (16)	—	—	—	—	—	—	—	—	—	—
		E	60.530 (652) 露台 Balcony: 2.185 (24) 工作平台 Utility Platform: -	—	—	—	—	—	—	—	—	—	—
	2-3/F, 5-12/F & 15-18/F 2至3樓、 5至12樓及 15至18樓	A	70.524 (759) 露台 Balcony: 2.566 (28) 工作平台 Utility Platform:	—	—	—	—	—	—	—	—	—	—
		B	45.979 (495) 露台 Balcony: 2.000 (22) 工作平台 Utility Platform: 1.500 (16)	—	—	—	—	—	—	—	—	—	—
		C	44.325 (477) 露台 Balcony: 2.000 (22) 工作平台 Utility Platform: -	—	—	—	—	—	—	—	—	—	—
		D	69.604 (749) 露台 Balcony: 2.362 (25) 工作平台 Utility Platform: 1.500 (16)	—	—	—	—	—	—	—	—	—	—
		E	60.530 (652) 露台 Balcony: 2.185 (24) 工作平台 Utility Platform: -	—	—	—	—	—	—	—	—	—	—

Notes:

1. The saleable area and the floor areas of balcony, utility platform and verandah (if any) are calculated in accordance with section 8 of the Residential Properties (First-hand Sales) Ordinance; and the areas of the other specified items are calculated in accordance with Part 2 of Schedule 2 of the Residential Properties (First-hand Sales) Ordinance.

2. The above areas have been converted to square feet based on a conversion rate of 1 square metre =10.764 square feet and rounded off to the nearest integer.

附註：

1. 實用面積以及露台、工作平台及陽台（如有）之樓面面積，是按照《一手住宅物業銷售條例》第8條計算得出的。其他指明項目的面積，是按照《一手住宅物業銷售條例》附表2第2部計算得出的。

2. 上述所列之面積以1平方米 = 10.764平方呎換算至平方呎，並四捨五入至整數。

12

AREA OF RESIDENTIAL PROPERTIES IN THE DEVELOPMENT
發展項目中的住宅物業的面積

Description of Residential Property 物業的描述			Saleable Area (including balcony, utility platform and verandah, if any) sq. metre (sq. ft.) 實用面積（包括露台，工作平台及陽台 （如有））平方米（平方呎）	Area of other specified items (Not included in the Saleable Area) sq. metre (sq. ft.) 其他指明項目的面積（不計算入實用面積）平方米（平方呎）									
Block Name 大廈名稱	Floor 樓層	Unit 單位		Air-conditioning plant room 空調機房	Bay Window 窗台	Cockloft 閣樓	Flat roof 平台	Garden 花園	Parking space 停車位	Roof 天台	Stairhood 梯屋	Terrace 前庭	Yard 庭院
Tower 5 第5座	19/F 19樓	A	70.524 (759) 露台 Balcony: 2.566 (28) 工作平台 Utility Platform:	—	—	—	—	—	—	58.705 (632)	—	—	—
		B	45.979 (495) 露台 Balcony: 2.000 (22) 工作平台 Utility Platform: 1.500 (16)	—	—	—	—	—	—	42.155 (454)	—	—	—
		C	44.325 (477) 露台 Balcony: 2.000 (22) 工作平台 Utility Platform: -	—	—	—	—	—	—	41.716 (449)	—	—	—
		D	69.604 (749) 露台 Balcony: 2.362 (25) 工作平台 Utility Platform: 1.500 (16)	—	—	—	—	—	—	62.499 (673)	—	—	—
		E	60.530 (652) 露台 Balcony: 2.185 (24) 工作平台 Utility Platform: -	—	—	—	—	—	—	49.869 (537)	—	—	—

Notes:

1. The saleable area and the floor areas of balcony, utility platform and verandah (if any) are calculated in accordance with section 8 of the Residential Properties (First-hand Sales) Ordinance; and the areas of the other specified items are calculated in accordance with Part 2 of Schedule 2 of the Residential Properties (First-hand Sales) Ordinance.

2. The above areas have been converted to square feet based on a conversion rate of 1 square metre =10.764 square feet and rounded off to the nearest integer.

附註：

1. 實用面積以及露台、工作平台及陽台（如有）之樓面面積，是按照《一手住宅物業銷售條例》第8條計算得出的。其他指明項目的面積，是按照《一手住宅物業銷售條例》附表2第2部計算得出的。

2. 上述所列之面積以1平方米 = 10.764平方呎換算至平方呎，並四捨五入至整數。

89

12

AREA OF RESIDENTIAL PROPERTIES IN THE DEVELOPMENT
發展項目中的住宅物業的面積

Description of Residential Property 物業的描述			Saleable Area (including balcony, utility platform and verandah, if any) sq. metre (sq. ft.) 實用面積（包括露台，工作平台及陽台 （如有））平方米（平方呎）	Area of other specified items (Not included in the Saleable Area) sq. metre (sq. ft.) 其他指明項目的面積（不計算入實用面積）平方米（平方呎）									
Block Name 大廈名稱	Floor 樓層	Unit 單位		Air-conditioning plant room 空調機房	Bay Window 窗台	Cockloft 閣樓	Flat roof 平台	Garden 花園	Parking space 停車位	Roof 天台	Stairhood 梯屋	Terrace 前庭	Yard 庭院
Tower 6 第6座	1/F 1 樓	A	59.673 (642) 露台 Balcony: - 工作平台 Utility Platform: -	—	—	—	51.284 (552)	—	—	—	—	—	—
		B	52.642 (567) 露台 Balcony: 2.001 (22) 工作平台 Utility Platform: -	—	—	—	4.843 (52)	—	—	—	—	—	—
		C	46.099 (496) 露台 Balcony: 2.001 (22) 工作平台 Utility Platform: -	—	—	—	13.469 (145)	—	—	—	—	—	—
		D	62.431 (672) 露台 Balcony: - 工作平台 Utility Platform: 1.500 (16)	—	—	—	9.164 (99)	—	—	—	—	—	—
		E	43.030 (463) 露台 Balcony: - 工作平台 Utility Platform: -	—	—	—	27.278 (294)	—	—	—	—	—	—
	2-3/F, 5-12/F & 15-17/F 2至3樓、 5至12樓及 15至17樓	A	63.318 (682) 露台 Balcony: 2.145 (23) 工作平台 Utility Platform: 1.500 (16)	—	—	—	—	—	—	—	—	—	—
		B	54.142 (583) 露台 Balcony: 2.001 (22) 工作平台 Utility Platform: 1.500 (16)	—	—	—	—	—	—	—	—	—	—
		C	47.599 (512) 露台 Balcony: 2.001 (22) 工作平台 Utility Platform: 1.500 (16)	—	—	—	—	—	—	—	—	—	—
		D	64.644 (696) 露台 Balcony: 2.213 (24) 工作平台 Utility Platform: 1.500 (16)	—	—	—	—	—	—	—	—	—	—
		E	45.031 (485) 露台 Balcony: 2.001 (22) 工作平台 Utility Platform: -	—	—	—	—	—	—	—	—	—	—

Notes:
1. The saleable area and the floor areas of balcony, utility platform and verandah (if any) are calculated in accordance with section 8 of the Residential Properties (First-hand Sales) Ordinance; and the areas of the other specified items are calculated in accordance with Part 2 of Schedule 2 of the Residential Properties (First-hand Sales) Ordinance.
2. The above areas have been converted to square feet based on a conversion rate of 1 square metre =10.764 square feet and rounded off to the nearest integer.

附註：
1. 實用面積以及露台、工作平台及陽台（如有）之樓面面積，是按照《一手住宅物業銷售條例》第8條計算得出的。其他指明項目的面積，是按照《一手住宅物業銷售條例》附表2第2部計算得出的。
2. 上述所列之面積以1平方米 = 10.764平方呎換算至平方呎，並四捨五入至整數。

12

AREA OF RESIDENTIAL PROPERTIES IN THE DEVELOPMENT
發展項目中的住宅物業的面積

Description of Residential Property 物業的描述			Saleable Area (including balcony, utility platform and verandah, if any) sq. metre (sq. ft.) 實用面積（包括露台，工作平台及陽台 （如有））平方米（平方呎）	Area of other specified items (Not included in the Saleable Area) sq. metre (sq. ft.) 其他指明項目的面積（不計算入實用面積）平方米（平方呎）									
Block Name 大廈名稱	Floor 樓層	Unit 單位		Air-conditioning plant room 空調機房	Bay Window 窗台	Cockloft 閣樓	Flat roof 平台	Garden 花園	Parking space 停車位	Roof 天台	Stairhood 梯屋	Terrace 前庭	Yard 庭院
Tower 6 第6座	18/F 18樓	A	63.312 (681) 露台 Balcony: 2.145 (23) 工作平台 Utility Platform: 1.500 (16)	—	—	—	—	—	—	—	—	—	—
		B	54.142 (583) 露台 Balcony: 2.001 (22) 工作平台 Utility Platform: 1.500 (16)	—	—	—	—	—	—	—	—	—	—
		C	47.599 (512) 露台 Balcony: 2.001 (22) 工作平台 Utility Platform: 1.500 (16)	—	—	—	—	—	—	—	—	—	—
		D	64.644 (696) 露台 Balcony: 2.213 (24) 工作平台 Utility Platform: 1.500 (16)	—	—	—	—	—	—	—	—	—	—
		E	44.649 (481) 露台 Balcony: 2.001 (22) 工作平台 Utility Platform: -	—	—	—	—	—	—	—	—	—	—
	19/F 19樓	A	63.312 (681) 露台 Balcony: 2.145 (23) 工作平台 Utility Platform: 1.500 (16)	—	—	—	—	—	—	33.033 (356)	—	—	—
		B	54.142 (583) 露台 Balcony: 2.001 (22) 工作平台 Utility Platform: 1.500 (16)	—	—	—	—	—	—	43.914 (473)	—	—	—
		C	47.599 (512) 露台 Balcony: 2.001 (22) 工作平台 Utility Platform: 1.500 (16)	—	—	—	—	—	—	36.106 (389)	—	—	—
		D	64.644 (696) 露台 Balcony: 2.213 (24) 工作平台 Utility Platform: 1.500 (16)	—	—	—	—	—	—	54.281 (584)	—	—	—
		E	44.649 (481) 露台 Balcony: 2.001 (22) 工作平台 Utility Platform: -	—	—	—	—	—	—	38.221 (411)	—	—	—

Notes:
1. The saleable area and the floor areas of balcony, utility platform and verandah (if any) are calculated in accordance with section 8 of the Residential Properties (First-hand Sales) Ordinance; and the areas of the other specified items are calculated in accordance with Part 2 of Schedule 2 of the Residential Properties (First-hand Sales) Ordinance.
2. The above areas have been converted to square feet based on a conversion rate of 1 square metre =10.764 square feet and rounded off to the nearest integer.

附註：
1. 實用面積以及露台、工作平台及陽台（如有）之樓面面積，是按照《一手住宅物業銷售條例》第8條計算得出的。其他指明項目的面積，是按照《一手住宅物業銷售條例》附表2第2部計算得出的。
2. 上述所列之面積以1平方米 = 10.764平方呎換算至平方呎，並四捨五入至整數。

12

AREA OF RESIDENTIAL PROPERTIES IN THE DEVELOPMENT
發展項目中的住宅物業的面積

Description of Residential Property 物業的描述			Saleable Area (including balcony, utility platform and verandah, if any) sq. metre (sq. ft.) 實用面積 (包括露台，工作平台及陽台 (如有)) 平方米 (平方呎)	Area of other specified items (Not included in the Saleable Area) sq. metre (sq. ft.) 其他指明項目的面積 (不計算入實用面積) 平方米 (平方呎)									
Block Name 大廈名稱	Floor 樓層	Unit 單位		Air-conditioning plant room 空調機房	Bay Window 窗台	Cockloft 閣樓	Flat roof 平台	Garden 花園	Parking space 停車位	Roof 天台	Stairhood 梯屋	Terrace 前庭	Yard 庭院
Tower 7 第7座	1/F 1樓	A	73.867 (795) 露台 Balcony: 2.536 (27) 工作平台 Utility Platform: 1.500 (16)	—	—	—	—	—	—	—	—	—	—
		B	68.380 (736) 露台 Balcony: 2.479 (27) 工作平台 Utility Platform: -	—	—	—	—	—	—	—	—	—	—
		C	37.671 (405) 露台 Balcony: 2.001 (22) 工作平台 Utility Platform: -	—	—	—	—	—	—	—	—	—	—
		D	52.126 (561) 露台 Balcony: 2.001 (22) 工作平台 Utility Platform: -	—	—	—	—	—	—	—	—	—	—
		E	65.366 (704) 露台 Balcony: - 工作平台 Utility Platform: -	—	—	—	43.713 (471)	—	—	—	—	—	—
	2-3/F, 5-12/F & 15-18/F 2至3樓、 5至12樓及 15至18樓	A	73.867 (795) 露台 Balcony: 2.536 (27) 工作平台 Utility Platform: 1.500 (16)	—	—	—	—	—	—	—	—	—	—
		B	68.380 (736) 露台 Balcony: 2.479 (27) 工作平台 Utility Platform: -	—	—	—	—	—	—	—	—	—	—
		C	37.671 (405) 露台 Balcony: 2.001 (22) 工作平台 Utility Platform: -	—	—	—	—	—	—	—	—	—	—
		D	52.126 (561) 露台 Balcony: 2.001 (22) 工作平台 Utility Platform: -	—	—	—	—	—	—	—	—	—	—
		E	67.791 (730) 露台 Balcony: 2.425 (26) 工作平台 Utility Platform: -	—	—	—	—	—	—	—	—	—	—

Notes:
1. The saleable area and the floor areas of balcony, utility platform and verandah (if any) are calculated in accordance with section 8 of the Residential Properties (First-hand Sales) Ordinance; and the areas of the other specified items are calculated in accordance with Part 2 of Schedule 2 of the Residential Properties (First-hand Sales) Ordinance.
2. The above areas have been converted to square feet based on a conversion rate of 1 square metre =10.764 square feet and rounded off to the nearest integer.

附註：
1. 實用面積以及露台、工作平台及陽台（如有）之樓面面積，是按照《一手住宅物業銷售條例》第8條計算得出的。其他指明項目的面積，是按照《一手住宅物業銷售條例》附表2第2部計算得出的。
2. 上述所列之面積以1平方米 = 10.764平方呎換算至平方呎，並四捨五入至整數。

12

AREA OF RESIDENTIAL PROPERTIES IN THE DEVELOPMENT
發展項目中的住宅物業的面積

Description of Residential Property 物業的描述			Saleable Area (including balcony, utility platform and verandah, if any) sq. metre (sq. ft.) 實用面積（包括露台，工作平台及陽台 （如有））平方米（平方呎）	Area of other specified items (Not included in the Saleable Area) sq. metre (sq. ft.) 其他指明項目的面積（不計算入實用面積）平方米（平方呎）									
Block Name 大廈名稱	Floor 樓層	Unit 單位		Air-conditioning plant room 空調機房	Bay Window 窗台	Cockloft 閣樓	Flat roof 平台	Garden 花園	Parking space 停車位	Roof 天台	Stairhood 梯屋	Terrace 前庭	Yard 庭院
Tower 7 第7座	19/F 19樓	A	73.867 (795) 露台 Balcony: 2.536 (27) 工作平台 Utility Platform: 1.500 (16)	—	—	—	—	—	—	60.733 (654)	—	—	—
		B	68.380 (736) 露台 Balcony: 2.479 (27) 工作平台 Utility Platform: -	—	—	—	—	—	—	57.426 (618)	—	—	—
		C	37.671 (405) 露台 Balcony: 2.001 (22) 工作平台 Utility Platform: -	—	—	—	—	—	—	25.325 (273)	—	—	—
		D	52.126 (561) 露台 Balcony: 2.001 (22) 工作平台 Utility Platform: -	—	—	—	—	—	—	48.036 (517)	—	—	—
		E	67.791 (730) 露台 Balcony: 2.425 (26) 工作平台 Utility Platform: -	—	—	—	—	—	—	60.061 (646)	—	—	—

Notes:

1. The saleable area and the floor areas of balcony, utility platform and verandah (if any) are calculated in accordance with section 8 of the Residential Properties (First-hand Sales) Ordinance; and the areas of the other specified items are calculated in accordance with Part 2 of Schedule 2 of the Residential Properties (First-hand Sales) Ordinance.

2. The above areas have been converted to square feet based on a conversion rate of 1 square metre =10.764 square feet and rounded off to the nearest integer.

附註：

1. 實用面積以及露台、工作平台及陽台（如有）之樓面面積，是按照《一手住宅物業銷售條例》第8條計算得出的。其他指明項目的面積，是按照《一手住宅物業銷售條例》附表2第2部計算得出的。

2. 上述所列之面積以1平方米 = 10.764平方呎換算至平方呎，並四捨五入至整數。

93

B1/F FLOOR PLAN

地庫 1 樓平面圖



G/F FLOOR PLAN

地下平面圖

-  Residential Loading
& Unloading Space
住客上落貨位
-  Refuse Collection
Vehicle Parking Space
垃圾車停車位

Scale 比例：

M/米

0

10








20



13

FLOOR PLANS OF PARKING SPACES IN THE DEVELOPMENT
發展項目中的停車位的樓面平面圖

Numbers, Dimensions and Areas of Parking Spaces
車位數目、尺寸及面積

Floor 層數	Category of Parking Spaces 停車位類別	Parking Space Number 車位編號	Number 數目	Dimensions (L x W) (m) 尺寸 (長x闊) (米)	Area of each parking space (sq. m) 每個車位面積 (平方米)
B1/F 地庫1樓	 Residential Parking Space 住客停車位	1 to 39 41 to 134 1 至 39 41至134	133	5.0 x 2.5	12.5
	 Residential Visitor's Parking Space 住客訪客停車位	V1 to V10 V12 to V15 V1 至 V10 V12 to V15	14	5.0 x 2.5	12.5
	 Residential Accessible (disabled) Parking Space 傷健人士住客停車位	40 40	1	5.0 x 3.5	17.5
	 Residential Visitor's Accessible (disabled) Parking Space 傷健人士住客訪客停車位	V11 V11	1	5.0 x 3.5	17.5
	 Residential Motor Cycle Parking Space 住客電單車停車位	M1 to M15 M1 至 M15	15	2.4 x 1.0	2.4
G/F 地下	 Residential Loading & Unloading Space 住客上落貨位	L/UL No.1 to L/UL No.3 L/UL No.1 至 L/UL No.3	3	11.0 x 3.5	38.5
	 Refuse Collection Vehicle Parking Space 垃圾車停車位	RCV RCV	1	12.0 x 5.0	60.0

1. A preliminary deposit of 5% of the purchase price is payable on the signing of the preliminary agreement for sale and purchase;
 2. The preliminary deposit paid by the purchaser on the signing of the preliminary agreement will be held by a firm of solicitors acting for the owner, as stakeholders;
 3. If the purchaser fails to execute that agreement for sale and purchase within 5 working days after the date on which the purchaser enters into the preliminary agreement
 - (i) that preliminary agreement is terminated;
 - (ii) the preliminary deposit is forfeited; and
 - (iii) the owner does not have any further claim against the purchaser for the failure.
1. 在簽署臨時買賣合約時須支付款額為售價之5%的臨時訂金；
 2. 買方在簽署臨時合約時支付的臨時訂金，會由代表擁有人行事的律師事務所以保證金保存人的身份持有；
 3. 如買方沒有於訂立臨時合約的日期之後5個工作日內簽立買賣合約-
 - (i) 該臨時合約即告終止；
 - (ii) 有關的臨時訂金即予沒收；及
 - (iii) 擁有人不得就買方沒有簽立買賣合約而針對買方提出進一步申索。

1. Common Parts of the Development

- (a) Common Parts means all areas, systems, equipment, facilities, machinery, fixtures, fittings, conduits or other matters in the Land (meaning Kowloon Inland Lot No. 11228, and, where the context permits, shall include the Development thereon):
- (i) which are intended for the common use and benefit of different owners, occupiers, licensees or invitees of the Land or any part thereof;
- (ii) as will fall within the definition of “common parts” in section 2 of the Building Management Ordinance (Cap. 344).

These include certain entrance lobbies, staircases, lifts, recreational facilities, external walls, etc.

- (b) Common Parts are categorized into Development Common Parts (provided or installed for the common use and benefit of all owners, occupiers, licensees or invitees of different Flats and Parking Spaces in the Development), Residential Common Parts (provided or installed for the common use and benefit of owners, occupiers, licensees or invitees of different Flats in the Development) and Parking Common Parts (provided or installed for the common use and benefit of owners, occupiers, licensees or invitees of different Parking Spaces, visitors’ parking spaces and disabled parking spaces of the Development).
- (c) The owners may use the Common Parts for all purposes connected with the proper use and enjoyment of his Unit.
- (d) The owners may not convert any of the Common Parts to his own use or for his own benefit unless the approval of the Owners’ Committee has been obtained.
- (e) The owners may not obstruct the Common Parts nor do anything in or to the Common Parts which may be or become a nuisance to any other owner or occupiers of the Land or any neighbouring premises.
- (f) The owners may not alter the Common Parts or do anything which may, in the opinion of the Manager, interfere with or damage the Common Parts or adversely affect the normal functioning of the Common Parts.
- (g) The Manager has the full right and authority to control the Common Parts and to generally administer and manage the Common Parts. The Manager shall hold the Common Parts as trustee for all owners.

2. Number of Undivided Shares assigned to each residential property in the Development

Undivided Shares are allocated to each residential property. They are set out in the table below titled “Allocation of Undivided Shares among the Residential Properties”.

Tower	Floor	Flat	Undivided Shares allocated to each Flat
1	1/F	B	67/33,131
		C	65/33,131
		D	48/33,131
		E	47/33,131
		F	50/33,131
		G	70/33,131
	2/F	B	66/33,131
		C	64/33,131
		D	48/33,131
		E	47/33,131
		F	50/33,131
		G	65/33,131
	3-17/F (12 storeys)	A	91/33,131
		B	66/33,131
		C	64/33,131
		D	48/33,131
		E	47/33,131
		F	50/33,131
		G	65/33,131
	18/F	A	91/33,131
		B	66/33,131
		C	64/33,131
		D	48/33,131
		E	47/33,131
		F	50/33,131
		G	65/33,131
	19/F	A	159/33,131
		B	149/33,131
		C	52/33,131
		D	49/33,131
		E	53/33,131
2	1/F	A	65/33,131
		B	46/33,131
		C	33/33,131
		D	44/33,131
		E	46/33,131
		F	39/33,131

Tower	Floor	Flat	Undivided Shares allocated to each Flat
2	2-18/F (14 storeys)	A	65/33,131
		B	46/33,131
		C	35/33,131
		D	46/33,131
		E	46/33,131
		F	39/33,131
	19/F	A	152/33,131
		B	50/33,131
		C	48/33,131
		D	41/33,131
3	G/F	A	100/33,131
		B	63/33,131
		C	59/33,131
		D	69/33,131
	1/F	A	70/33,131
		B	46/33,131
		C	45/33,131
		D	45/33,131
		E	48/33,131
		F	46/33,131
		G	45/33,131
	2-17/F (13 storeys)	A	70/33,131
		B	47/33,131
		C	47/33,131
		D	46/33,131
		E	48/33,131
		F	46/33,131
		G	45/33,131
	18/F	A	70/33,131
		B	47/33,131
		C	47/33,131
		D	46/33,131
		E	48/33,131
		F	46/33,131
		G	45/33,131
	19/F	A	76/33,131
		B	51/33,131

15

SUMMARY OF DEED OF MUTUAL COVENANT
公契的摘要

Tower	Floor	Flat	Undivided Shares allocated to each Flat
3	19/F	C	52/33,131
		D	49/33,131
		E	51/33,131
		F	49/33,131
		G	49/33,131
5	G/F	A	85/33,131
		B	82/33,131
		C	71/33,131
	1/F	A	71/33,131
		B	44/33,131
		C	45/33,131
		D	70/33,131
		E	61/33,131
	2-18/F (14 storeys)	A	71/33,131
		B	46/33,131
		C	44/33,131
		D	70/33,131
		E	61/33,131
	19/F	A	76/33,131
		B	50/33,131
		C	48/33,131
		D	76/33,131
		E	66/33,131
6	1/F	A	65/33,131
		B	53/33,131
		C	47/33,131
		D	63/33,131
		E	46/33,131
	2-17/F (13 storeys)	A	63/33,131
		B	54/33,131
		C	48/33,131
		D	65/33,131
		E	45/33,131
	18/F	A	63/33,131
		B	54/33,131
		C	48/33,131

Tower	Floor	Flat	Undivided Shares allocated to each Flat
6	18/F	D	65/33,131
		E	45/33,131
	19/F	A	67/33,131
		B	59/33,131
		C	51/33,131
		D	70/33,131
		E	48/33,131
7	1/F	A	74/33,131
		B	68/33,131
		C	38/33,131
		D	52/33,131
		E	70/33,131
	2-18/F (14 storeys)	A	74/33,131
		B	68/33,131
		C	38/33,131
		D	52/33,131
		E	68/33,131
	19/F	A	80/33,131
		B	74/33,131
		C	40/33,131
		D	57/33,131
		E	74/33,131

Note: There are no 4/F, 13/F and 14/F.

3. Term of years for which the Manager of the Development is appointed

The Manager will be appointed for an initial term of two years from the date of the DMC. The appointment of the Manager may be terminated according to the provisions of the DMC.

4. Basis on which the Management Expenses are shared among the owners of residential properties in the Development

Each owner shall contribute towards the Management Expenses (which shall be the expenses, costs and charges necessarily and reasonably incurred in the management of the Development, and shall be based on the budget prepared by the Manager) (including the Manager's Remuneration) of the Development in such manner, amount and proportion as provided in the DMC by reference to the Management Shares allocated to his Unit. In general:

- the owners shall contribute towards the Management Expenses relating to the Development Common Parts in proportion to the Management Shares allocated to their Units;
- the owners of residential properties shall contribute towards the Management Expenses relating to the Residential Common Parts in proportion to the Management Shares allocated to their residential properties; and
- the owners of residential properties shall contribute towards 11% of the Management Expenses relating to the Parking Common Parts in proportion to the Management Shares allocated to their residential properties.

The number of Management Shares of a residential property is the same as the number of Undivided Shares allocated to that residential property. However, the total number of Undivided Shares in the Development is different from the total number of Management Shares in the Development. The total number of Management Shares of all residential properties in the Development is 31,272. The total number of Management Shares in the Development is 33,031.

5. Basis on which the Management Fee Deposit is fixed

The amount of Management Fee Deposit is 3 months' monthly management fee.

6. Area (if any) in the Development retained by the owner (i.e. the Vendor) for its own use

There is no area in the Development which is retained by the owner for that owner's own use as referred to in section 14(2)(f), Part 1, Schedule 1 of Residential Properties (First-hand Sales) Ordinance.

1. 發展項目的公用部分

- (a) 公用部分指所有在該土地（指九龍內地段第11228號，及如文意允許，包括其上之發展項目）內符合以下情況的區域、系統、裝備、設備、機器、固定裝置、裝置、管道及其他事宜：
- (i) 該部分為不同業主、佔用人、被許可人或被邀請人共用及益及不同業主、佔用人、被許可人或被邀請人的土地或其部分；
- (ii) 該部分符合建築物管理條例（第344章）第2條中「公用部分」的定義。
- 上述包括若干入口大堂、樓梯、升降機、康樂設施、外牆等。
- (b) 公用部分分為發展項目公用部分（提供或安裝給發展項目所有不同單位及停車位業主、佔用人、被許可人或被邀請人共同使用與享用）、住宅公用部分（提供或安裝給不同住宅單位業主、佔用人、被許可人或被邀請人共同使用與享用）及車場公用部分（提供或安裝給不同停車位、訪客停車位、傷健人士停車位業主、佔用人、被許可人或被邀請人共同使用與享用）。
- (c) 業主有權為了正當使用與享用他的單位有關的一切目的使用公用部分。
- (d) 除非已經取得業主委員會的批准，業主不得轉變任何公用部分供他個人使用或享用。
- (e) 業主不得阻塞公用部分，亦不得在該等地方作出任何事情，以致可能或成為對該土地或任何毗鄰房產的任何其他業主或佔用人造成滋擾。
- (f) 業主不得更改公用部分或作出任何事情，以致管理人認為會干涉或損壞公用部分或對公用部分的正常運作有不利影響。
- (g) 管理人具有充分權利及授權控制公用部分和全面控制與管理公用部分。管理人須作為全體業主的受託人持有公用部分。

2. 分配予發展項目中各住宅物業的不分割份數的數目

發展項目中的各住宅物業配有不分割份數。詳細的分配狀況，請參閱下文「住宅物業之不分割份數的分配」一表。

座數	樓層	單位	分配到每單位之不分割份數
1	1樓	B	67/33,131
		C	65/33,131
		D	48/33,131
		E	47/33,131
		F	50/33,131
		G	70/33,131
	2樓	B	66/33,131
		C	64/33,131
		D	48/33,131
		E	47/33,131
		F	50/33,131
		G	65/33,131
	3-17樓 (12層)	A	91/33,131
		B	66/33,131
		C	64/33,131
		D	48/33,131
		E	47/33,131
		F	50/33,131
		G	65/33,131
	18樓	A	91/33,131
		B	66/33,131
		C	64/33,131
		D	48/33,131
		E	47/33,131
		F	50/33,131
	19樓	G	65/33,131
		A	159/33,131
		B	149/33,131
		C	52/33,131
		D	49/33,131
		E	53/33,131
2	1樓	A	65/33,131
		B	46/33,131
		C	33/33,131
		D	44/33,131
		E	46/33,131
		F	39/33,131

座數	樓層	單位	分配到每單位之不分割份數
2	2-18樓 (14層)	A	65/33,131
		B	46/33,131
		C	35/33,131
		D	46/33,131
		E	46/33,131
		F	39/33,131
	19樓	A	152/33,131
		B	50/33,131
		C	48/33,131
		D	41/33,131
3	地下	A	100/33,131
		B	63/33,131
		C	59/33,131
		D	69/33,131
	1樓	A	70/33,131
		B	46/33,131
		C	45/33,131
		D	45/33,131
		E	48/33,131
		F	46/33,131
		G	45/33,131
	2-17樓 (13層)	A	70/33,131
		B	47/33,131
		C	47/33,131
		D	46/33,131
		E	48/33,131
		F	46/33,131
		G	45/33,131
	18樓	A	70/33,131
		B	47/33,131
		C	47/33,131
		D	46/33,131
		E	48/33,131
		F	46/33,131
		G	45/33,131
	19樓	A	76/33,131
		B	51/33,131

座數	樓層	單位	分配到每單位之不分割份數
3	19樓	C	52/33,131
		D	49/33,131
		E	51/33,131
		F	49/33,131
		G	49/33,131
5	地下	A	85/33,131
		B	82/33,131
		C	71/33,131
	1樓	A	71/33,131
		B	44/33,131
		C	45/33,131
		D	70/33,131
		E	61/33,131
	2-18樓 (14層)	A	71/33,131
		B	46/33,131
		C	44/33,131
		D	70/33,131
		E	61/33,131
	19樓	A	76/33,131
		B	50/33,131
		C	48/33,131
		D	76/33,131
		E	66/33,131
6	1樓	A	65/33,131
		B	53/33,131
		C	47/33,131
		D	63/33,131
		E	46/33,131
	2-17樓 (13層)	A	63/33,131
		B	54/33,131
		C	48/33,131
		D	65/33,131
		E	45/33,131
	18樓	A	63/33,131
		B	54/33,131
		C	48/33,131

座數	樓層	單位	分配到每單位之不分割份數
6	18樓	D	65/33,131
		E	45/33,131
	19樓	A	67/33,131
		B	59/33,131
		C	51/33,131
		D	70/33,131
		E	48/33,131
7	1樓	A	74/33,131
		B	68/33,131
		C	38/33,131
		D	52/33,131
		E	70/33,131
	2-18樓 (14層)	A	74/33,131
		B	68/33,131
		C	38/33,131
		D	52/33,131
		E	68/33,131
	19樓	A	80/33,131
		B	74/33,131
		C	40/33,131
		D	57/33,131
		E	74/33,131

註：不設4樓、13樓及14樓。

3. 發展項目的管理人的委任年期

管理人的首屆任期為由公契簽署日期起計兩年。管理人的委任可按公契的條文終止。

4. 在發展項目中的住宅物業的擁有人之間分擔管理開支的基準

每名業主須根據其單位分配到的管理份數按公契指明的方式、金額及比例分擔發展項目的管理開支（指管理發展項目時必須地和合理地招致的支出、費用及收費，且須基於管理人擬定之預算）（包括管理人之酬金）。一般而言：

- (a) 業主須按分配到的其單位之管理份數之比例分擔有關發展項目公用部分之管理開支；
- (b) 住宅物業業主須按分配到的其住宅物業之管理份數之比例分擔有關住宅公用部分之管理開支；及
- (c) 住宅物業業主須按分配到的其住宅物業之管理份數之比例分擔有關車場公用部分之管理開支之11%。

每個住宅物業之管理份數相等於其獲分配之不分割份數，唯發展項目不分割份數總數與發展項目管理份數總數不同。所有住宅物業之管理份數總數為31,272。發展項目之管理份數總數為33,031。

5. 計算管理費按金的基準

管理費按金相等於三個月之管理費。

6. 擁有人（即賣方）在發展項目中保留作自用的範圍（如有的話）

本發展項目並無《一手住宅物業銷售條例》附表1 第1 部第14(2)(f) 條所提及之擁有人在發展項目中保留作自用的範圍。

1. The lot number of the land on which the Development is situated: Kowloon Inland Lot No.11228.
 2. The term of years under the lease: 50 years from 11 July 2013.
 3. The user restrictions applicable to that land:
 - (a) The land or any part thereof or any building or part of any building erected or to be erected thereon shall not be used for any purpose other than for private residential purposes.
 - (b) No grave or columbarium shall be erected or made on the land, nor shall any human remains or animal remains whether in earthenware jars, cinerary urns or otherwise be interred therein or deposited thereon.
 4. Facilities that are required to be constructed and provided for the Government, or for public use:
 - (a) Such portions of future public roads shown coloured green on the plan annexed to the Land Grant which are required to be laid and formed by the grantee ("the Green Area"); and such bridges, tunnels, over-passes, under passes, culverts, viaducts, flyovers, pavements, roads or such other structures as the Director of Lands ("the Director") may at his sole discretion require which are required to be provided and constructed by the grantee so that building, vehicular and pedestrian traffic may be carried on the Green Area (collectively "the Structures").
 - (b) The part of the land as shown coloured pink stippled black and marked "Existing Road" on the plan annexed to the Land Grant ("the Road") or any substitute carriageway and footpath as may be diverted by the grantee at his own expense under the Land Grant.
 5. The grantee's obligations to lay, form or landscape any areas, or to construct or maintain any structures or facilities, within or outside that land:
 - (a) The Purchaser shall:
 - (i) within 60 calendar months from the date of the Land Grant (or such other extended periods as may be approved by the Director), at his own expense, in such manner with such materials and to such standards, levels, alignment and design as the Director shall approve and in all respects to the satisfaction of the Director:
 - (I) lay and form those portions of future public roads shown coloured green on the plan annexed to the Land Grant (hereinafter referred to as "the Green Area"); and
 - (II) provide and construct such bridges, tunnels, over-passes, under-passes, culverts, viaducts, flyovers, pavements, roads or such other structures as the Director in his sole discretion may require (hereinafter collectively referred to as "the Structures") so that building, vehicular and pedestrian traffic may be carried on the Green Area;
 - (ii) within 60 calendar months from the date of the Land Grant (or such other extended periods as may be approved by the Director), at his own expense and to the satisfaction of the Director, surface, kerb and channel the Green Area and provide the same with such gullies, sewers, drains, fire hydrants with pipes connected to water mains, services, street lights, traffic signs, street furniture, road markings and plant as the Director may require; and
 - (iii) maintain at his own expense the Green Area together with the Structures and all structures, surfaces, gullies, sewers, drains, fire hydrants, services, street lights, traffic signs, street furniture, road markings and plant constructed, installed and provided thereon or therein to the satisfaction of the Director until such time as possession of the Green Area has been re-delivered in accordance with the Land Grant.
 - (b) Prior to the re-delivery of the Green Area to the Government in accordance with the Land Grant, the grantee shall at his own expense and in all respects to the satisfaction of the Director maintain the Road or the substitute carriageway and footpath as diverted under the Land Grant.
 - (c) The Development is required to be completed and made fit for occupation on or before 30 September 2018.
 - (d) The grantee shall throughout the tenancy: (i) maintain all buildings in accordance with the approved design and disposition and any approved building plans without variation or modification thereto, and (ii) maintain all buildings erected in good and substantial repair and condition.
 - (e) (i) The grantee shall at his own expense submit to the Director for his approval a landscape plan indicating the location, disposition and layout of the landscaping works to be provided within the lot in compliance with the requirements stipulated in the Land Grant.
 - (ii) Not less than 20% of the area of the land shall be planted with trees, shrubs or other plants. Not less than 50% of the said 20% ("the Greenery Area") shall be provided at such location or level as may be determined by the Director at his sole discretion so that the Greenery Area shall be visible to pedestrians or accessible by any person or persons entering the lot.
- (iii) The grantee shall at his own expense landscape the land in accordance with the approved landscape plan in all respects to the satisfaction of the Director, and no amendment, variation, alteration, modification or substitution of the approved landscape plan shall be made without the prior written consent of the Director.
 - (iv) The grantee shall at his own expense maintain and keep the landscaped works in a safe, clean, neat, tidy and healthy condition all to the satisfaction of the Director.
- (f) (i) Spaces shall be provided within the land to the satisfaction of the Director for the parking of motor vehicles licensed under the Road Traffic Ordinance, any regulations made thereunder and any amending legislation, and belonging to the residents of the Development and their bona fide guests, visitors or invitees ("the Residential Parking Spaces") at a prescribed rate.
- (ii) Additional spaces shall be provided within the land to the satisfaction of the Director for the parking of motor vehicles licensed under the Road Traffic Ordinance, any regulations made thereunder and any amendment legislation, and belonging to the bona fide guests, visitors or invitees of the residents of the Development at a prescribed rate ("the Visitors' Parking Spaces").
- (iii) Out of the spaces provided under (i) and (ii) above, the grantee shall reserve and designate spaces for the parking of motor vehicles by disabled persons as defined in the Road Traffic Ordinance, any regulations made thereunder and any amending legislation and belonging to the residents of the Development and their bona fide guests, visitors or invitees ("the Parking Spaces for the Disabled Persons") at a prescribed rate.
- (g) Spaces shall be provided within the lot to the satisfaction of the Director for the parking of motor cycles licensed under the Road Traffic Ordinance, any regulations made thereunder and any amending legislation, and belonging to the residents of the Development and their bona fide guests, visitors or invitees ("the Motor Cycle Parking Spaces") at a prescribed rate.
- (h) Spaces shall be provided within the lot to the satisfaction of the Director for the loading and unloading of goods vehicles ("the Loading and Unloading Spaces") at a prescribed rate.
- (i) The grantee shall maintain the parking, loading and unloading spaces and other areas, including but not restricted to the lifts, landings and manoeuvring and circulations areas in accordance with the car park layout plan approved by and deposited with the Director.

- (j) Where there is or has been any cutting away, removal or setting back of any land, or any building-up or filling-in or any slope treatment works of any kind whatsoever, whether with or without the prior written consent of the Director, either within the lot or on any Government land, which is or was done for the purpose of or in connection with the formation, levelling or development of the lot or any part thereof or any other works required to be done by the grantee under these Conditions, or for any other purpose, the grantee shall at his own expense carry out and construct such slope treatment works, retaining walls or other support, protection, drainage or ancillary or other works as shall or may then or at any time thereafter be necessary to protect and support such land within the lot and also any adjacent or adjoining Government or leased land and to obviate and prevent any falling away, landslip or subsidence occurring thereafter. The grantee shall at all times during the term of the Land Grant maintain at his own expense the said land, slope treatment works, retaining walls or other support, protection, drainage or ancillary or other works in good and substantial repair and condition to the satisfaction of the Director.

In the event that as a result of or arising out of any formation, levelling, development or other works done by the grantee or owing to any other reason, any falling away, landslip or subsidence occurs at any time, whether in or from any land within the lot or from any adjacent or adjoining Government or leased land, the grantee shall at his own expense reinstate and make good the same to the satisfaction of the Director and shall indemnify the Government, its agents and contractors from and against all costs, charges, damages, demands and claims whatsoever which shall or may be made, suffered or incurred through or by reason of such falling away, landslip or subsidence.

The Director shall be entitled by notice in writing to call upon the grantee to carry out, construct and maintain the said land, slope treatment works, retaining walls, or other support, protection, and drainage or ancillary or other works or to reinstate and make good any falling away, landslip or subsidence, and if the grantee shall neglect or fail to comply with the notice to the satisfaction of the Director within the period specified therein, the Director may forthwith execute and carry out any necessary works and the grantee shall on demand repay to the Government the cost thereof, together with any administrative and professional fees and charges.

- (k) Where prestressed ground anchors have been installed, upon development or redevelopment of the land or any part thereof, the grantee shall at his own expense carry out regular maintenance and regular monitoring of the prestressed ground anchors to the satisfaction of the Director.

- (l) The grantee shall construct and maintain at his own expense and to the satisfaction of the Director such drains and channels, whether within the boundaries of the land or on Government land, as the Director may consider necessary to intercept and convey into the nearest stream-course, catchpit, channel or Government storm-water drain all storm-water or rain-water falling or flowing on to the land.

The works of connecting any drains and sewers from the land to the Government storm-water drains and sewers, when laid and commissioned, may be carried out by the Director and the grantee shall pay to the Government on demand the cost of such connection works. Alternatively, the said connection works may be carried out by the grantee at his own expense to the satisfaction of the Director and in such case any section of the said connection works which is constructed within Government land shall be maintained by the grantee at his own cost.

- (m) The grantee shall at his own expense maintain those recreational facilities in the land which is exempted from the gross floor area calculation pursuant to the Land Grant ("the Exempted Facilities") in good and substantial repair and condition and shall operate the Exempted Facilities to the satisfaction of the Director. The Exempted Facilities shall only be used by the residents of the residential units in the Development and their bona fide visitors and by no other person or persons.

6. Lease conditions that are onerous to a purchaser:

- (a) There are some hoardings and fences existing on the land and some of such hoardings and fences straddle or project over the adjoining Government land at or near Fat Kwong Street (all such hoardings and fences including all lightings thereof whether within the land or straddle or project over the adjoining Government land are hereinafter collectively referred to as "the Existing Structures"). The grantee shall at his own expense demolish and remove the Existing Structures from the land and the adjoining Government land within such time as may be required by the Director and shall thereafter reinstate and make good the affected adjoining Government land in all respects to the satisfaction of the Director. The grantee shall be solely responsible at his own expense for the maintenance and repair of the Existing Structures in all respects to the satisfaction of the Director prior to their demolition and removal. The Government gives no warranty, expressed or implied, as to the physical state, condition and safety of the Existing Structures or any part thereof and will accept no responsibility or liability for any damage, nuisance or disturbance caused to or suffered by the grantee by reason of the presence of the Existing Structures and the grantee

indemnifies and shall keep indemnified the Government from and against all liabilities, claims, costs, demands, actions or other proceedings whatsoever arising whether directly or indirectly out of or in connection with the presence or subsequent demolition and removal of the Existing Structures.

- (b) No tree growing on the land or adjacent thereto shall be removed or interfered with without the prior written consent of the Director who may, in granting consent, impose such conditions as to transplanting, compensatory landscaping or replanting as he may deem appropriate.
- (c) The Residential Parking Spaces and the Residential Motor Cycle Parking Spaces shall not be:
- (i) assigned except:
 - (I) together with a residential unit in the Development; or
 - (II) to a person who is already the owner of a residential unit in the Development; or
 - (ii) underlet except to residents of the residential units in the Development

Provided that in any event not more than three in number of the total of the Residential Parking Spaces and the Residential Motor Cycle Parking Spaces shall be assigned to the owner or underlet to the resident of any one residential unit in the Development.

- (d) (i) The Residential Parking Spaces shall not be used for any purpose other than for the parking of motor vehicles licensed under the Road Traffic Ordinance, any regulations made thereunder and any amending legislation, and belonging to the residents of the residential units in the Development and their bona fide guests, visitors or invitees and in particular the said spaces shall not be used for the storage, display or exhibiting of motor vehicles for sale or otherwise or for the provision of car cleaning and beauty services.
- (ii) The Visitors' Parking Spaces shall not be used for any purpose other than for the parking of motor vehicles licensed under the Road Traffic Ordinance, any regulations made thereunder and any amending legislation, and belonging to the bona fide guests, visitors or invitees of the residents of the residential units in the Development and in particular the said spaces shall not be used for the storage, display or exhibiting of motor vehicles for sale or otherwise or for the provision of car cleaning and beauty services.

- (iii) The Residential Motor Cycle Parking Spaces shall not be used for any purpose other than for the parking of motor cycles licensed under the Road Traffic Ordinance, any regulations made thereunder and any amending legislation, and belonging to the residents of the residential units in the Development and their bona fide guests, visitors or invitees. and in particular the said spaces shall not be used for the storage, display or exhibiting of motor vehicles for sale or otherwise or for the provision of car cleaning and beauty services.
- (iv) The Disabled Parking Spaces shall not be used for any purpose other than for the parking of motor vehicles by disabled persons as defined in the Road Traffic Ordinance, any regulations made thereunder and any amending legislation and belonging to the residents of the Development and their bona fide guests, visitors or invitees and such spaces shall not be used for the storage, display or exhibiting of motor vehicles for sale or otherwise or for the provision of car cleaning and beauty services.
- (v) The Loading and Unloading Spaces shall not be used for any purpose other than for the loading and unloading of goods vehicles in connection with the building or buildings erected or to be erected on the lot.
- (e) (i) In the event of earth, spoil, debris, construction waste or building materials (hereinafter referred to as “the waste”) from the lot, or from other areas affected by any development of the lot being eroded, washed down or dumped onto public lanes or roads or into or onto road-culverts, foreshore or seabed, sewers, storm-water drains or nullahs or other Government properties (hereinafter referred to as “the Government properties”), the grantee shall at his own expense remove the waste from and make good any damage done to the Government properties. The grantee shall indemnify the Government against all actions, claims and demands arising out of any damage or nuisance to private property caused by such erosion, washing down or dumping.
- (ii) Notwithstanding paragraph (i) above, the Director may (but is not obliged to), at the request of the grantee, remove the waste from and make good any damage done to the Government properties and the grantee shall pay to the Government on demand the cost thereof.
- (f) (i) The grantee acknowledges that some road works, structures, facilities or installations for the operation of the intended road scheme which at the date of this Agreement is referred to as the Central Kowloon Route (hereinafter referred to as “the Central Kowloon Route”) may be constructed or installed within the underground stratum of the nearby land to the south of the lot.
- (ii) No building works, ground investigation or any other works on or within the lot or any part thereof shall damage, interfere with or endanger any works, structures, facilities or installations or the safety of the Central Kowloon Route. The decision of the Director as to what constitutes damage to, interference with or danger to the works, structures, facilities or installations or safety of the Central Kowloon Route shall be final and binding on the grantee. The grantee shall at his own expense take such precautions and measures as may be required by the Director to ensure that the works, structures, facilities, installations and operation of the Central Kowloon Route shall not be damaged, interfered with or endangered by any works to be carried out on or within the lot.
- (iii) The grantee shall, before any building works shall be commenced on the lot, submit to the Director for his approval in writing proposals on the design of the foundation of the development on the lot and shall implement the approved proposals at his own expense and in all respects to the satisfaction of the Director.
- (iv) The grantee shall satisfy himself as to the extent of the Central Kowloon Route and shall not make any claim against the Government, or the Director and his officers, contractors, agents and workmen or other person authorized by the Director for any loss, damage, nuisance, disturbance, annoyance or detriment of any kind whatsoever to the grantee caused by or arising whether directly or indirectly out of or in connection with the construction, installation, maintenance, presence or operation of the Central Kowloon Route.
- (g) The grantee shall take or cause to be taken all proper and adequate care, skill and precautions at all times, and particularly when carrying out construction, maintenance, renewal or repair work (“the Works”), to avoid causing any damage, disturbance or obstruction to any Government or other existing drain, waterway or watercourse, water main, road, footpath, street furniture, sewer, nullah, pipe, cable, wire, utility service or any other works or installations being or running upon, over, under or adjacent to the land or any part thereof or the Green Area or both the land or any part thereof and the Green Area (“the Services”). The grantee shall prior to carrying out any of the Works make or cause to be made such proper search and enquiry as may be necessary to ascertain the present position and levels of the Services, and shall submit his proposals for dealing with any of the Services which may be affected by the Works in writing to the Director for his approval in all respects, and shall not carry out any work whatsoever until the Director shall have given his written approval to the Works and to such aforesaid proposals. The grantee shall comply with and at his expense meet any requirements which may be imposed by the Director in respect of the Services in granting the aforesaid approval, including the cost of any necessary diversion, relaying or reinstatement. The grantee shall at his own expense in all respects repair, make good and reinstate to the satisfaction of the Director any damage, disturbance or obstruction caused to the land or any part thereof or the Green Area or both the lot or any part thereof and the Green Area or any of the Services in any manner arising out of the Works (except for nullah, sewer, storm-water drain or water main, the making good of which shall be carried out by the Director, unless the Director elects otherwise, and the grantee shall pay to the Government on demand the cost of such works). If the grantee fails to carry out any such necessary diversion, relaying, repairing, making good and reinstatement of the land or any part thereof or the Green Area or both the lot or any part thereof and the Green Area or of any of the Services to the satisfaction of the Director, the Director may carry out any such diversion, relaying, repairing, making good or reinstatement as he considers necessary and the grantee shall pay to the Government on demand the cost of such works.
- (h) (i) Except with the prior written consent of the Director of Water Supplies, no building or structure or support for any building or structure (other than existing building or structure or support thereof) shall be erected or constructed or placed on, over, under, above, below or within the areas of the lot enclosed by dashed black lines shown and marked “WWR” on the plan annexed hereto (hereinafter referred to as “the Waterworks Reserve Area”). No material, object or obstruction of any kind shall be placed or stacked nor vehicles (except those that can be readily driven away) be parked on or within the Waterworks Reserve Area. The decision of the Director of Water Supplies as to whether the vehicles can be readily driven away shall be final and binding on the grantee.
- (ii) No planting except turfing shall be permitted within the Waterworks Reserve Area.
- (iii) Except with prior written consent of the Director of Water Supplies, site formation works shall be prohibited within the Waterworks Reserve Area.
- (iv) The grantee acknowledges that as at the date of this Agreement there are some water mains existing within the Waterworks Reserve Area (hereinafter referred to as “the Existing Water Mains”). The Government will accept no responsibility or liability for any damage, nuisance or disturbance caused to or suffered by the grantee by reason of the presence of the Existing Water Mains and the grantee hereby indemnifies and shall keep indemnified the Government from and against all liabilities, claims, costs, demands, actions or other proceedings whatsoever arising whether directly or indirectly out of or in connection with the presence of the Existing Water Mains.

- (v) No removal or relocation of the Existing Water Mains shall be carried out without the prior written approval of the Director of Water Supplies who may, in granting such approval, impose such conditions as he may deem appropriate.
- (vi) Without prejudice to (v) above, if relocation of the Existing Water Mains is required by the grantee, the grantee shall submit the proposed routing to the Director of Water Supplies for his approval and shall bear all costs arising out of the relocation. Upon relocation of the Existing Water Mains, such part or parts of the lot on, over, under, above, below or within which the new water mains are laid shall be deemed to be included as and shall form part of the Waterworks Reserve Area and for the avoidance of doubt and unless otherwise stated, any reference to Government water mains in (vii) and (viii) below shall include the new water mains.
- (vii) The grantee shall pay to the Government on demand the cost of repair and reinstatement to any Government water mains, valves, valve pits, chambers or structures and the like relating to the Government water mains which the Director at his sole discretion may consider necessary at any time during the term of the Land Grant as a result of damage caused by the grantee or other activities carried out on, over, under, above, below or within the lot by the grantee, his servants, workmen and contractors and the grantee shall indemnify the Government against any such claims, actions or demands arising therefrom.
- (viii) There is reserved unto the Government and the Director of Water Supplies, its or their officers, officers of other Government departments designated by the Director of Water Supplies, contractors, licensees, workmen whether employed by the Director of Water Supplies or by other designated Government departments or by their duly authorized contractors or licensees, whether with or without tools, equipment, plant, machinery or motor vehicles the right of free and unrestricted ingress, egress and regress at all times to, from and through the lot or any part thereof for the purposes of inspecting, laying, installing, operating, maintaining, repairing and renewing any or all of the Government water mains, valves, valve pits, chambers or structures and the like relating to the Government water mains running across, through or under the Waterworks Reserve Area.
- (ix) The Government, the Director of Water Supplies and any of the class of persons referred to in (viii) above shall have no liability whatsoever to the grantee in respect of any loss, damage, nuisance or disturbance whatsoever caused to or suffered by the grantee arising out of or incidental to the exercise by it or them of the right of ingress, egress and regress referred under (viii) above and no claim whatsoever shall be made against it or them by the grantee in respect of any such loss, damage, nuisance or disturbance.
- (i) Upon any failure or neglect by the grantee to perform, observe or comply with the Land Grant the Government shall be entitled to re-enter upon and take back possession of the land or any part thereof and all or any buildings, erections and works on the land or any part thereof. Upon re-entry: (a) the grantee right on the part of the land re-entered shall absolutely cease and determine; (b) the grantee's shall not be entitled to any refund of premium, any payment or compensation in respect of the value of the land and the buildings thereon or any amount expended by the grantee in the preparation, formation or development of the lot; and (c) the Government's any other rights, remedies and claims are not to be thereby prejudiced.
- (j) See 4 and 5 above.

Note: The expression "grantee" as mentioned in this section means the purchaser under the Land Grant, and where the context so admits or requires includes his executors, administrators and assigns and in case of a corporation its successors and assigns.

1. 發展項目所位於的土地的地段編號：九龍內地段第11228號。
2. 有關租契規定的年期：由2013 年7 月11 日起計50年。
3. 適用於該土地的用途限制：
 - (a) 該土地或其任何部分或其上已建或將建之建築物或其任何部分不得用作私人住宅用途以外之用途。
 - (b) 該土地上不得興建或建造墳墓或靈灰安置所，亦不得於該土地內安葬或放置人類遺骸或動物遺骸（不論是否置於陶瓶或骨灰甕內或以其他方式安葬或放置）。
4. 按規定須興建並提供予政府或供公眾使用的設施：
 - (a) 若干未來公眾道路在批地文件附圖上顯示為綠色並須由承授人鋪設及塑造的部分（「綠色範圍」）；及地政總署署長（「署長」）可全權指定須由承授人提供及建造致使建築、車輛及行人交通將可於「綠色範圍」上進行的橋樑、隧道、高架道路、地下通道、溝渠、高架橋、行車天橋、行人路、道路或其他構築物（統稱「該等構築物」）。
 - (b) 該土地上在批地文件附圖上顯示為粉紅色黑網點及標示為“Existing Road”的部分（「該道路」）或任何按批地文件由承授人自費改道的替代行車道及行人路。
5. 有關承授人在該土地內外鋪設、塑造或作環境美化的任何範圍，或興建或維持任何構築物或設施的責任：
 - (a) 承授人須：
 - (i) 於批地文件日期起60個曆月內（或其他經署長批准延後的期限內），自費按署長批准的方式、材料、標準、水平、線向及設計，至使署長在各方面滿意：
 - (I) 鋪設及塑造若干未來道路於批地文件附圖上顯示為綠色的部分（「綠色範圍」）；及
 - (II) 提供及建造署長可全權指定的橋樑、隧道、高架道路、地下通道、溝渠、高架橋、行車天橋、行人路、道路或其他構築物（以下統稱為「該等構築物」）

使建築、車輛及行人交通將可於「綠色範圍」上進行；
 - (ii) 於批地文件日期起60個曆月內（或其他經署長批准延後的期限內），自費於「綠色範圍」上鋪設路面、路邊石及管道，並就其提供署長可能要求提供的溝渠、下水道、排水渠、有管道接駁供水系統的消防龍頭、服務、街燈、交通標誌、街道設施、道路標記及植物，至使署長滿意；及
 - (iii) 自費保養「綠色範圍」連同該等構築物及所有建造、安裝及提供在其上或內的構築物、路面、溝渠、下水道、排水渠、消防龍頭、服務、街燈、交通標誌、街道設施、道路標記及植物，至使署長滿意，直至「綠色範圍」之管有權按本批地文件交回政府為止。
 - (b) 於按批地文件將「綠色範圍」交回政府之前，承授人須自費保養「該道路」或按批地文件進行改道後的替代行車道及行人路，至使署長在各方面滿意的程度。
 - (c) 發展項目須於2018年9月30日或之前建成至適宜佔用。
 - (d) 承授人須於批地文件年期內：(i)按經批准之設計及規劃及經批准之建築圖則維持所有建築物，不得有變更或改動；及(ii)保持所有建築物修葺良好堅固。
 - (e) (i) 承授人須自費將園景設計圖呈交署長批准，園景設計圖需標明將在該土地提供的符合批地文件要求的園景工程的位置、規劃及布局。
 - (ii) 須在該土地不少於百分之二十的範圍內栽種樹木、灌木或其他植物。上文提及之百分之二十中之百分之五十（「綠化範圍」）須在按署長完全酌情權決定的地點或水平提供，使綠化範圍可被行人看見或可供任何進入該土地的人士進入。
 - (iii) 承授人須根據獲批之園景設計圖自費於土地上進行園景工程，至使署長在各方面滿意的程度。未經署長事先書面批准，不得修改、變動、更改、變更或替換獲批之園景設計圖。
 - (iv) 承授人須自費維持及保養園景工程，將之保持安全、清潔、整齊、井然及健康的狀態，至使署長滿意。
- (f) (i) 須於該土地內按一指定比率提供若干車位，以供按《道路交通條例》、其附屬規例及任何修訂法例獲發牌及屬於發展項目中之住宅單位的住客或其真實賓客、訪客或所邀請者之車輛停泊（「住客停車位」），至使署長滿意。
- (ii) 須按一指定比率提供若干額外車位，以供按《道路交通條例》、其附屬規例及任何修訂法例獲發牌及屬於發展項目中之住宅單位的住客之真實賓客、訪客或所邀請者之車輛停泊（「訪客停車位」）。
- (iii) 承授人須從上述(i)及(ii)所提供之車位之中按一指定比率保留及指定若干車位，以供傷殘人士（按《道路交通條例》、其附屬規例及修訂條例定義）使用及屬於發展項目的住客及其真實賓客、訪客或所邀請者之車輛停泊（「傷健人士停車位」）。
- (g) 須於該土地內按一指定比率提供若干車位，以供按《道路交通條例》、其附屬規例及任何修訂法例獲發牌及屬於發展項目之住宅單位的住客之真實賓客、訪客或所邀請者之電單車停泊（「住客電單車停車位」），至使署長滿意。
- (h) 須於該土地內按一指定比率提供若干車位，以供貨車上落貨之用（「上落貨車位」），至使署長滿意。
- (i) 承授人須按經署長批准並存放於署長處之車場布局圖維持停車位、上落貨車位其他範圍（包括但不限於升降機、樓梯平台及運轉及通道地方）。
- (j) 若有或曾有任何土地之削去、清除或後移，或任何種類的堆土、填土或斜坡整理工程，不論是否有署長事先書面通知，不論是在該地段內或在任何政府土地上，亦不論是為開拓、平整或發展該地段或其任何部分或任何其他根據批地文件條件承授人須進行的工程的目的而進行或與之有關連的或是為任何其他目的，承授人須自費進行及建造該等現時或其後有需要或可能有需要之斜坡整理工程、護土牆或其他支撐、防護措施、及排水系統或附屬或其他工程，以保護及支持該土地內的該等土地及任何毗鄰或毗連之政府土地或已出租土地，及排除及預防其後發生的任何泥土剝落、泥石傾瀉或土地下陷。承授人須於批地文件年期所有時間自費保持上述土地、斜坡整理工程、護土牆或其他支撐、防護措施、排水系統或輔助或其他工程修葺良好堅固，至使署長滿意。

若內由於承授人進行的開拓、平整、發展或其他工程或其任何其他原因而造成任何泥土剝落、泥石傾瀉或土地下陷於任何時間發生，承授人須自費還原和修復至使署長滿意，並須就因該等泥土剝落、泥石傾瀉或土地下陷而將會或可能引致、蒙受或招致的任何成本、費用、損害、索求及申索彌償政府、其代理及承辦商。

署長有權以書面通知形式要求承授人進行、興建及保養上述土地、斜坡整理工程、擋土牆或其他支撐、防護措施、排水系統或輔助或其他工程，或還原和修復任何泥土剝落、泥石傾瀉或土地下陷，且如承授人忽略或未能在指明期限內遵行該通知至使署長滿意，署長可執行和進行任何有需要的工程，而承授人須應要求向政府歸還該工程的費用連同任何行政及專業費用及收費。

- (k) 若於發展或重新發展該土地或其任何部分時曾安裝預應力地錨，承授人須自費定期保養及定期監測該預應力地錨至使署長滿意。
- (l) 承授人須自費建造及保養署長認為需要的水渠及渠道（不論是否位於該土地範圍內或政府土地上），以將落在或流經該土地上的雨水截流並排送至就近的水道、集水井、渠道或政府雨水渠，至使署長滿意。將該土地任何排水渠及污水渠與政府雨水渠及污水渠（若已鋪設及投入運作）連接的工程，可由署長進行，而承授人須應要求向政府支付該接駁工程之費用。另一選擇是，承授人可自費進行該接駁工程至使署長滿意，而在該情況下，上述接駁工程於政府土地上的任何部分須由承授人自費保養。
- (m) 承授人須自費保持按批地文件獲豁免計算總樓面面積的康樂設施（「獲豁免設施」）修葺良好堅固，並須運作獲豁免設施至使署長滿意。獲豁免設施只准供發展項目中的住宅單位的住客及其真實訪客使用，並不得供其他人士使用。

6. 對買方造成負擔的租用條件

- (a) 該土地上有若干圍板及圍欄，其中部分圍板及圍欄於佛光街或附近位置跨越或伸出至毗鄰政府土地（所有該等圍板及圍欄包括其所有照明不論是否位於該土地內或跨越或伸出至毗鄰政府土地統稱為「現存構築物」）。承授人須自

費於署長可要求的時限內從該土地及毗鄰政府土地清拆及移除「現存構築物」，並重置及修復受影響的毗鄰政府土地，至使署長在各方面滿意。承授人須在現存構築物清拆及移除前全權負責及自費保養及維修現存構築物，至使署長在各方面滿意。政府就現存構築物或其任何部分之實質情況、狀況及安全並無任何明示或隱含之保證，亦就因現存構築物的存在對承授人所造成的或承授人蒙受的任何損壞、滋擾或干擾無任何責任或法律責任；承授人須就所有直接或間接因現存構築物的存在或其後的清拆或移除而起或與之有關連的任何責任、申索、費用、索求、訴訟或其他程序向政府作出彌償及使之獲得彌償。

- (b) 未經署長事先書面批准，不得移除或干擾地段或其周圍所生長的樹木。署長於給予批准時可附加他認為合適之條件（例如移植、補償種植或重新種植）。
- (c) 住客停車位及住客電單車停車位不得：
 - (i) 轉讓，除非：
 - (I) 連同發展項目的住宅單位轉讓；或
 - (II) 轉讓予已經擁有發展項目的住宅單位之人士；或
 - (ii) 出租，除非出租予發展項目的住宅單位之住客。

但於任何情況下，轉讓予任何住宅的擁有人或出租予任何住宅的住客的住客停車位及住客電單車停車位總數不得多於3個。

- (d) (i) 住客停車位不得用作停泊按《道路交通條例》、其附屬規例及修訂條例獲發牌及屬於發展項目住宅單位的住客或其真實賓客、訪客或所邀請者之車輛之外的其他用途，且該等車位不得用作儲存、展示或展覽供出售或作他用的車輛或作汽車清洗及美容的服務。
- (ii) 訪客停車位不得用作停泊按《道路交通條例》、其附屬規例及修訂條例獲發牌及屬於發展項目住宅單位的住客的真實賓客、訪客或所邀請者之車輛之外的其他用途，且該等車位不得用作儲存、展示或展覽供出售或作他用的車輛或作汽車清洗及美容的服務。

- (iii) 住客電單車停車位不得用作停泊按《道路交通條例》、其附屬規例及修訂條例獲發牌及屬於發展項目住宅單位的住客或其真實賓客、訪客或所邀請者之電單車之外的其他用途，且該等車位不得用作儲存、展示或展覽供出售或作他用的車輛或作汽車清洗及美容的服務。
- (iv) 傷健人士停車位不得用作停泊供傷殘人士（按《道路交通條例》、其附屬規例及任何修訂法例定義）使用且屬於發展項目內的住宅單位的住客或佔用人及其真實賓客、訪客及所邀請者之車輛之外的其他用途，且該等車位不得用作儲存、展示或展覽供出售或作他用的車輛或作汽車清洗及美容的服務。
- (v) 上落貨車位不得用作供與該地段的建築物有關的貨車上落貨用途之外的用途。
- (e) (i) 倘若該土地或其他受開發該土地所影響的區域之泥土、廢土、瓦礫、建築廢料或建材（「該等廢料」）遭侵蝕、沖洗或傾倒到公共巷徑或道路上，或路旁暗渠、前濱或海牀、污水渠、雨水渠或溝渠或其他政府財產（「該等政府財產」），承授人須自費清理該等廢料並補救該等廢料對該等政府財產造成的損壞。承授人須對上述侵蝕、沖洗或傾倒對私人財產造成的任何損壞或滋擾所引致的一切訴訟、申索及索求向政府作出彌償。
- (ii) 儘管有上述第(i)段，署長可以（惟沒有義務）應承授人要求清理該等廢料並補救該等廢料對該等政府財產造成的損壞，而承授人須應要求向政府支付有關費用。
- (f) (i) 承授人確認，若干供就批地文件的日期而言稱為中九龍幹線的擬定道路計劃（「中九龍幹線」）運作的若干道路工程、構築物、設施或裝置或會建造或安裝於該土地以南的鄰近土地的地下地層內。

- (ii) 於該土地或其任何部分之上或之內進行的所有建築工程、土地勘探或其他工程不得破壞、干擾或危害中九龍幹線的任何工程、構築物、設施或裝置或其安全狀況。署長就何謂對中九龍幹線的任何工程、構築物、設施或裝置或其安全狀況構成破壞、干擾或危害的決定為最終決定及對承授人有約束力。承授人須自費採取署長可要求的預防措施及其他措施以確保中九龍幹線的任何工程、構築物、設施或裝置或其運作不受於該土地之上或之內進行的任何工程破壞、干擾或危害。
- (iii) 承授人須在任何於該土地上的建築工程開始前，就該土地上的發展項目地基的設計向署長提交書面計劃待其批准，並須自費實行經批准的計劃書，至各方面使署長滿意的程度。
- (iv) 承授人須自行確定中九龍幹線的範圍，亦不得就任何中九龍幹線的建造、安裝、保養、存在或運作直接或間接導致的或因其而起的或與之有關連的任何形式的損失、破壞、滋擾、干擾、煩擾或損害，對政府或署長及其官員、承建商、代理人及工人或其他獲署長授權的人士提出任何賠償申索。
- (g) 承授人須於任何時候，特別是於進行建設、保養、更新或維修工作（「該等工程」）時，採取或安排採取恰當及足夠的謹慎、技術及預防措施，以免使置於或行經該土地或其任何部分或「綠色範圍」或此兩者之上、之下或旁邊的任何政府或其他現存的排水、航道或水道、主水管、道路、行人徑、街道設施、下水道、溝渠、管道、電纜、電線、公用服務或任何其他其他的工程或裝置（「該等裝備」）遭受損壞、干擾或阻礙。承授人須於進行任何該等工程前進行或安排進行所需的適當搜查及勘探，以確定該等裝備之位置及高度，及須就如何處理或會受該等工程影響之該等裝備向署長提交書面建議書供其就各方面批核，且不得於署長就該等工程及上述建議書發出書面批准前進行任何工程。承授人須遵守及自費達成署長於發出上述批准時可就該等裝備施加的要求，包括任何必要的改道、重鋪或復修的成本。承授人須自費在各方面維修、修復及復原所有由該等工程以任何方式引起的對該土地或其任何部分或「綠色範圍」或此兩者或任何該等裝備造成的損壞、干擾或阻礙，至使署長滿意（溝渠、下水道、雨水

渠或主水管除外，其之修復須由署長進行（除非署長另有決定），且承授人須應政府要求向其繳付上述工程之費用）。若承授人未能對該土地或其任何部分或「綠色範圍」或此兩者或任何該等裝備進行任何所需之改道、重鋪、維修、修復及復原至使署長滿意，署長可進行其認為有需要之改道、重鋪、維修、修復及復原，且承授人須應政府要求向其繳付上述工程之費用。

- (h) (i) 除得水務署署長事先書面同意外，不得豎立、建造或放置任何建築物、構築物或任何任何建築物或構築物的支撐（不包括現存建築物或構築物或其支撐）在該土地上於批地文件附圖以黑色虛線圍起及標示為“WWR”的範圍（「水務工程保留範圍」）之上、之下或之內。水務工程保留範圍之上或之內不得放置或堆垛任何類型的材料、物件或阻礙物，亦不得停泊任何車輛（可隨時駛走者除外）。水務署署長就車輛是否可隨時駛走的決定為最後決定及對承授人有約束力。
- (ii) 除鋪設草皮外，「水務工程保留範圍」上不准種植。
- (iii) 除得水務署署長事先書面同意外，水務工程保留範圍不得進行地盤平整工程。
- (iv) 承授人確認，於批地文件日期時，水務工程保留範圍內有若干水管（「現存水管」）。政府就因現存水管的存在對承授人所造成的或承授人蒙受的的任何損壞、滋擾或干擾無任何責任或法律責任；承授人須就所有直接或間接因現存構築物的存在或其後的清拆或移除而起或與之有關連的任何責任、申索、費用、索求、訴訟或其他程序向政府作出彌償及使之獲得彌償。
- (v) 未經水務署署長事先書面批准，現存水管不得拆除或遷移；水務署署長發出上述批准時可施加其認為適合的條件。
- (vi) 在不損害上文第(v)段的原則下，若承授人需要遷移現存水管，承授人須提交建議走線至水務署署長待其批准，並須負擔所有因該遷移而起的費用。現存水管遷移後，該土地內有新的水管敷設的部分及其上或其下的部分將被視作包括在「水務工程保留範圍」內及成為

其一部分。為免生疑問，除另外指明外，下文第(vii)(viii)段中所有對政府水管的提述皆包括該新的水管。

- (vii) 若承授人或承授人、其傭工、工人及承建商於該土地之上、之下或之內進行的活動對任何政府水管、閘、閘井、室或結構及與政府水管有關的類似事物造成損壞，承授人於批地文件年期內的任何時間內須應要求向政府繳付署長按其全權酌情決定權認為有需要的維修及重置的費用。承授人須向政府就任何因此而起的申索、法律行動或索求彌償。
- (viii) 政府及水務署署長及其官員、獲水務署署長指派的其他政府部門官員、承建商、被許可人、工人（不論是受聘於水務署或其他指定政府部門或其妥獲授權的承建商或被許可人），有權不論是否帶同工具、設備、大型裝置、機器或車輛自由不受限制地於任何時間往來進出該土地或其任何部分，以視察、敷設、運作、保養、維修或更新任何或所有穿越於水務工程保留範圍之上或之下的政府水管、閘、閘井、室或結構及與政府水管有關的類似事物。
- (ix) 政府、水務署署長及任何上文(viii)提及的任何人士就因其行使上文(viii)提及的通行權而起的或其附帶的對承授人造成或承授人蒙受的任何損失、損壞、滋擾或干擾對承授人並無任何責任。承授人不得就任何該等損失、損壞、滋擾或干擾針對上述人士索償。
- (i) 當承授人未能或忽略履行、遵守或符合批地文件，政府有權收回及重新管有土地或其任何部分以及所有或任何於該土地或其任何部分上之建築物、豎設物及工程。當土地被收回：(a)承授人在該土地被收回之部分之權利將完全地告停止或終止；(b)承授人無權獲得任何地價退款、就該土地及其上之建築物的價值之任何款項或賠償，或承授人在整地、地盤平整或發展該土地中花費的任何金額；及(c)政府之任何其他權利、濟助及申索將不受影響。
- (j) 見上文第4及5段。

附註：本節中提述「承授人」一詞指根據批地文件中的買方和如文意允許或要求包括其遺囑執行人、遺產管理人、承讓人及（如為法團）其繼承人和承讓人。

1. Description of any facilities that are required under the land grant to be constructed and provided for the Government, or for public use

- (a) Such portions of future public roads shown coloured green on the plan annexed to the Land Grant which are required to be laid and formed by the purchaser (“**the Green Area**”); and such bridges, tunnels, over-passes, under passes, culverts, viaducts, flyovers, pavements, roads or such other structures as the Director may at his sole discretion require which are required to be provided and constructed by the purchaser so that building, vehicular and pedestrian traffic may be carried on the Green Area (collectively “**the Structures**”).
- (b) The area shown coloured pink stippled black and marked “Existing Road” on the plan annexed to the Land Grant (“**the Road**”).

2. Description of any facilities that are required under the land grant to be managed, operated or maintained for public use at the expense of the owners of the residential properties in the Development

See 1(a) and (b) above.

3. Size of any open space that is required under the Land Grant to be managed, operated or maintained for public use at the expense of the owners of the residential properties in the Development

Not applicable.

4. Description of any part of the land (on which the Development is situated) that is dedicated to the public for the purposes of regulation 22(1) of the Building (Planning) Regulations (Cap. 123 sub. leg. F)

Not applicable.

5. Plans showing locations of the facilities in 1 and 2, the open spaces mentioned in 3 (if any) and those parts of the land mentioned in 4 (if any)

See the plan below in this section.

6. General public’s right to use

The general public has the right to use those facilities mentioned in 1(a) and 1(b) in accordance with the land grant.

7. Management, operation and maintenance

The facilities mentioned in 2 and open spaces mentioned in 3 (if any) are required to be managed, operated or maintained at the expense of the owners of the residential properties in the Development, and those owners are required to meet a proportion of the expense of managing, operating or maintaining those facilities or open spaces (if any) through the management expenses apportioned to the residential properties concerned.

8. Provisions of the Land Grant and the deed of dedication (if applicable), and of the deed of mutual covenant in respect of the Development that concern the facilities mentioned in 1 or 2, the open spaces mentioned in 3 (if any) and those parts of the land mentioned in 4 (if any):

A. The Green Area and the Structures

LAND GRANT

Special Condition Nos. (3) to (6)

(3) (a) The Purchaser shall:

- (i) within 60 calendar months from the date of this Agreement (or such other extended periods as may be approved by the Director), at his own expense, in such manner with such materials and to such standards, levels, alignment and design as the Director shall approve and in all respects to the satisfaction of the Director:
 - (I) lay and form those portions of future public roads shown coloured green on the plan annexed hereto (hereinafter referred to as “the Green Area”); and
 - (II) provide and construct such bridges, tunnels, over-passes, under-passes, culverts, viaducts, flyovers, pavements, roads or such other structures as the Director in his sole discretion may require (hereinafter collectively referred to as “the Structures”) so that building, vehicular and pedestrian traffic may be carried on the Green Area;
- (ii) within 60 calendar months from the date of this Agreement (or such other extended periods as may be approved by the Director), at his own expense and to the satisfaction of the Director, surface, kerb and channel the Green Area and provide the same with such gullies, sewers, drains, fire hydrants with pipes connected to water mains, services, street lights, traffic signs, street furniture, road markings and plant as the Director may require; and

- (iii) maintain at his own expense the Green Area together with the Structures and all structures, surfaces, gullies, sewers, drains, fire hydrants, services, street lights, traffic signs, street furniture, road markings and plant constructed, installed and provided thereon or therein to the satisfaction of the Director until such time as possession of the Green Area has been re-delivered in accordance with Special Condition No. (4) hereof.
- (b) In the event of the non-fulfilment of the Purchaser's obligations under sub-clause (a) of this Special Condition within the prescribed period stated therein, the Government may carry out the necessary works at the cost of the Purchaser who shall pay to the Government on demand a sum equal to the cost thereof, such sum to be determined by the Director whose determination shall be final and binding on the Purchaser.
- (c) The Government shall have no liability in respect of any loss, damage, nuisance or disturbance whatsoever caused to or suffered by the Purchaser or any other person whether arising out of or incidental to the fulfilment of the Purchaser's obligations under sub-clause (a) of this Special Condition or the exercise of the rights by the Government under sub-clause (b) of this Special Condition or otherwise, and no claim whatsoever shall be made against the Government by the Purchaser in respect of any such loss, damage, nuisance or disturbance.
- (4) For the purpose only of carrying out the necessary works specified in Special Condition No. (3) hereof, the Purchaser shall on the date of this Agreement be granted possession of the Green Area. The Green Area shall be re-delivered to the Government on demand and in any event shall be deemed to have been re-delivered to the Government by the Purchaser on the date of a letter from the Director indicating that these Conditions have been complied with to his satisfaction. The Purchaser shall at all reasonable times while he is in possession of the Green Area allow free access over and along the Green Area for all Government and public vehicular and pedestrian traffic and shall ensure that such access shall not be interfered with or obstructed by the carrying out of the works whether under Special Condition No. (3) hereof or otherwise.
- (5) The Purchaser shall not, without the prior written consent of the Director, use the Green Area for the purpose of storage or for the erection of any temporary structure or for any purposes other than the carrying out of the works specified in Special Condition No. (3) hereof.

- (6) (a) The Purchaser shall at all reasonable times while he is in the possession of the Green Area:
- (i) permit the Government and the Director, his officers, contractors and agents and any other persons authorized by the Director the right of free and unrestricted ingress, egress and regress to, from and through the lot and the Green Area for the purpose of inspecting, checking and supervising any works to be carried out in compliance with Special Condition No. (3)(a) hereof and the carrying out, inspecting, checking and supervising of the works under Special Condition No. (3)(b) hereof and any other works which the Director may consider necessary in the Green Area;
 - (ii) permit the Government and the relevant public utility companies authorized by the Government the right of free and unrestricted ingress, egress and regress to, from and through the lot and the Green Area as the Government or the relevant public utility companies may require for the purpose of any works to be carried out in, upon or under the Green Area or any adjoining land including but not limited to the laying and subsequent maintenance of all pipes, wire, conduits, cable-ducts and other conducting media and ancillary equipment necessary for the provision of telephone, electricity, gas (if any) and other services intended to serve the lot or any adjoining or neighboring land or premises and the Purchaser shall co-operate fully with the Government and also with the relevant public utility companies duly authorized by the Government on all matters relating to any of the aforesaid works to be carried out within the Green Area;
 - (iii) permit the officers of the Water Authority and such other persons as may be authorized by them the right of free and unrestricted ingress, egress and regress to, from and through the lot and the Green Area as the officers of the Water Authority or such authorized persons may require for the purpose of carrying out any works in relation to the operation, maintenance, repairing, replacement and alteration of any other waterworks installations within the Green Area; and
 - (iv) permit such bus companies as may be authorized by the Director the right of free and unrestricted ingress, egress and regress to, from and through the Green Area as such bus companies may require for the purpose of any works to be carried out in, upon or under the Green Area or any adjoining land including but not limited to the erection, removal, inspection or maintenance of bus shelters,

and the Purchaser shall co-operate fully with the bus companies duly authorized by the Director on all matters relating to any of the aforesaid works to be carried out within the Green Area.

- (b) The Government, the Director and his officers, contractors and agents and other persons, public utility companies or bus companies duly authorized under sub-clause (a) of this Special Condition shall have no liability in respect of any loss, damage, nuisance or disturbance whatsoever caused to or suffered by the Purchaser or any other person arising out of or incidental to the exercise of the rights by the Government, the Director and his officers, contractors and agents, and any other persons, public utility companies or bus companies duly authorized under sub-clause (a) of this Special Condition.

DEED OF MUTUAL COVENANT

Clause 1

“**Green Area**” means “the Green Area” as defined in Special Condition No.(3)(a)(i)(I) of the Land Grant together with the “Structures” defined in Special Condition No.(3)(a)(i)(II) of the Land Grant and all structures, surfaces, gullies, sewers, drains, fire hydrants with pipes connected to water mains, services, street lights, traffic signs, street furniture, road markings and plant constructed, installed and provided thereon or therein in accordance with the Land Grant;

Clause 10.1

10.1 Management Expenses. Management Expenses shall be the expenses, costs and charges necessarily and reasonably incurred in the management of the Land under this Deed including ...

...

- (i) all expenses in relation to maintenance of the Green Area (until possession of which is delivered to the Government) or the Road under the Land Grant; ...

Paragraph 2, Schedule 7

- (a) Subject to the direction of the Owners’ Corporation (if formed), [the Manager shall have the power] to insure on such terms as the Manager may determine:
 - (i) the Common Parts and the Green Area (to the extent that the same has not been re-delivered to the Government in accordance with the Land Grant) and the Slope Structures in their full new reinstatement values in respect of loss or damage by fire or other risks; and

- (ii) the Owners and the Manager in respect of such public, third party and occupier’s liability, employer’s liability in respect of employees employed within or exclusively in connection with the management of the Land, and other risks and liabilities as the Manager may decide in such amounts as the Manager deems fit,

with some reputable insurance company as comprehensively as reasonably and commercially possible in the name of the Manager and for and on behalf of the Owners according to their respective interests and to pay all premia required to keep such insurance policies in force. Such insurance could be a block insurance for the entire Development including areas which are not Common Parts.

- (b) Subject to Clause 13.1, [the Manager shall have the power] to pay out or apply all insurance money, compensation or damages recovered by the Manager in respect of any damage or loss to any Common Parts, the Green Area (to the extent that the same has not been re-delivered to the Government in accordance with the Land Grant) or the Slope Structures in the repair, rebuilding or reinstatement of that part of the Common Parts, the Green Area (to the extent that the same has not been re-delivered to the Government in accordance with the Land Grant) or (as the case may be) the Slope Structures.

Paragraph 4(c), Schedule 7

- (c) [The Manager shall have the power] [t]o comply with and ensure compliance with all laws and provisions of the Land Grant which are applicable to the Common Parts or the Land as a whole (including without limitation provisions in the Land Grant relating to the Road or the Green Area).

Paragraph 12(d), Schedule 7

- (d) [The Manager shall have the power] [t]o comply with and take all steps the Manager may decide to ensure the compliance with all provisions in the Land Grant applicable to the Land as a whole (including without limitation provisions in the Land Grant relating to the Road or the Green Area).

Paragraph 27, Schedule 7

- 27. Matters outside boundary. [The Manager shall have the power] [t]o carry out and perform, in relation to the Green Area (to the extent that the same has not been re-delivered to the Government in accordance with the Land Grant), all acts, activities and works required by the Land Grant, the law or insurers of insurance taken out in relation thereto, or which are deemed appropriate by the Manager for performing and complying with the provisions of the Land Grant, the law or those insurers in relation to the same.

DEED OF DEDICATION

Not applicable.

B. The Road

LAND GRANT

Special Condition No. (7)

- (7) (a) The Purchaser acknowledges that part of the lot as shown coloured pink stippled black and marked “Existing Road” on the plan annexed hereto (hereinafter referred to as “the Road”) forms a section of an existing carriageway and footpath used by the public.
- (b) Subject to the prior written approval of the Director, the Purchaser may at his own expense divert the Road to other part of the lot or to the adjacent Government land. In the event of any such diversion, the Purchaser shall indemnify and keep indemnified the Government from and against all claims, actions, charges or damages arising out of or incidental thereto.
- (c) Prior to the re-delivery of the Green Area to the Government in accordance with Special Condition No. (4) hereof, the Purchaser shall:
- at all times permit the Government, its officers and all members of the public a free and unobstructed vehicular and pedestrian right of way on, along, over, by and through the Road or such substitute carriageway and footpath as may be diverted by the Purchaser under sub-clause (b) of this Special Condition; and
 - at his own expense and in all respects to the satisfaction of the Director maintain the Road or the substitute carriageway and footpath as referred to in sub-clause (c)(1) of this Special Condition.

DEED OF MUTUAL COVENANT

Clause 1

“**Road**” means “the Road” referred to in Special Condition No.(7)(a) of the Land Grant and such substitute carriageway and footpath as referred to in Special Condition No.(7)(c)(i) of the Land Grant;

Clause 10.1

10.1 Management Expenses. Management Expenses shall be the expenses, costs and charges necessarily and reasonably incurred in the management of the Land under this Deed including ...

...

- all expenses in relation to maintenance of the Green Area (until possession of which is delivered to the Government) or the Road under the Land Grant...

Clause 14.16

14.16 Right of Public to Pass and Repass. The Owners shall permit the Government and members of the public to pass and repass such part of the Development which is referred to as “the Road”, “the Existing Road” or such substitute carriageway and footpath in Special Condition (7) of the Land Grant and to maintain such areas at their expenses, insofar as such rights and duties remain subsisting under Special Condition (7) of the Land Grant.

DEED OF DEDICATION

Not applicable.

Paragraph 4(c), Schedule 7

- To comply with and ensure compliance with all laws and provisions of the Land Grant which are applicable to the Common Parts or the Land as a whole (including without limitation provisions in the Land Grant relating to the Road or the Green Area).

Paragraph 12(d), Schedule 7

- To comply with and take all steps the Manager may decide to ensure the compliance with all provisions in the Land Grant applicable to the Land as a whole (including without limitation provisions in the Land Grant relating to the Road or the Green Area).



1. 對根據批地文件規定須興建並提供予政府或供公眾使用的任何設施的描述

- (a) 若干未來公眾道路在批地文件附圖上顯示為綠色並須由承授人鋪設及塑造的部分（「**綠色範圍**」）；及署長可全權指定須由承授人提供及建造致使建築、車輛及行人交通將可於「綠色範圍」上進行的橋樑、隧道、高架道路、地下通道、溝渠、高架橋、行車天橋、行人路、道路或其他構築物（統稱「**該等構築物**」）。
- (b) 該土地上在批地文件附圖上顯示為粉紅色黑網點及標示為“Existing Road”的部分（「**該道路**」）或任何按批地文件由承授人自費改道的替代行車道及行人路。

2. 對根據批地文件規定須由發展項目中的住宅物業的擁有人出資管理、營運或維持以供公眾使用的任何設施的描述

見上文1(a)及(b)。

3. 根據批地文件規定須由該項目中的住宅物業的擁有人出資管理、營運或維持以供公眾使用的任何休憩用地的大小

不適用。

4. 發展項目所位於的土地中為施行《建築物（規劃）規例》（第123章，附屬法例F）第22(1)條而撥供公眾用途的任何部分的描述

不適用。

5. 顯示第1及2段所提及之設施、第3段所提及之休憩用地（如有）及第4段所提及之土地中的該等部分（如有）之圖則

見本節內之圖則。

6. 公眾之使用權

公眾有權按照批地文件使用供公眾使用的第1(a)及1(b)段所提及之設施。

7. 管理、營運及維持

第2段所提及之設施、第3段所提及之休憩用地（如有）按規定須由發展項目中的住宅物業的擁有人出資管理、營運或維持。該等擁有人按規定須以由有關住宅物業分攤的管理開支，應付管理、營運或維持該等設施或休憩用地（如有）的部分開支。

8. 批地文件、撥出私人地方供公眾使用的契據及發展項目公契中關於第1及2段所提及之設施、第3段所提及之休憩用地（如有）及第4段所提及之土地中的該等部分（如有）的條文：

A. 「綠色範圍」及「該等構築物」

批地文件

特別條件第(3)至(6)條

- (3) (a) 承授人須：
- (i) 於本批地文件日期起60個曆月內（或其他經署長批准延後的期限內），自費按署長批准的方式、材料、標準、水平、線向及設計，至使署長在各方面滿意：
- (I) 鋪設及塑造若干未來道路於批地文件附圖上顯示為綠色的部分（「**綠色範圍**」）；及
- (II) 提供及建造署長可全權指定的橋樑、隧道、高架道路、地下通道、溝渠、高架橋、行車天橋、行人路、道路或其他構築物（以下統稱為「**該等構築物**」）
- 使建築、車輛及行人交通將可於「**綠色範圍**」上進行；
- (ii) 於本批地文件日期起60個曆月內（或其他經署長批准延後的期限內），自費於「**綠色範圍**」上鋪設路面、路邊石及管道，並就其提供署長可能要求提供的溝渠、下水道、排水渠、有管道接駁供水系統的消防龍頭、服務、街燈、交通標誌、街道設施、道路標記及植物，至使署長滿意；及

- (iii) 自費保養「**綠色範圍**」連同該等構築物及所有建造、安裝及提供在其上或內的構築物、路面、溝渠、下水道、排水渠、消防龍頭、服務、街燈、交通標誌、街道設施、道路標記及植物，至使署長滿意，直至「**綠色範圍**」之管有權按本批地文件特別條件第(4)條交回政府為止。
- (b) 若承授人未能於指定時間內履行本特別條件第(a)段之責任，政府可進行所需之工程，唯費用由承授人支付，就此承授人須應政府要求向政府繳付一筆款項，數額等於上述工程之費用，該數額由署長釐定，此決定為最終決定並對承授人具約束力。
- (c) 就任何對承授人或任何其他人所造成或承授人或任何其他入蒙受的損失、破壞、滋擾或干擾，不論是因承授人履行本特別條件第(a)段的責任或政府行使本特別條件第(b)段的權利或其他權利而起的或隨之而來的，署長概不承擔任何責任；承授人亦不得針對政府或署長或其獲授權人士就該等損失、破壞、滋擾或干擾提出任何賠償申索。
- (4) 僅為了進行特別條件第(3)條指明須進行的工程，承授人須於本協議簽立之日獲授予「**綠色範圍**」的管有權。「**綠色範圍**」須應政府要求交回政府，但無論如何，若署長發出信件表示本文件各項條件已妥為履行至使其滿意，「**綠色範圍**」即被視為已於發信當天被承授人交回政府。承授人須在其管有「**綠色範圍**」期間的所有合理時間內容許政府及公眾車輛及行人自由出入「**綠色範圍**」，並確保其通行不受工程干擾或阻礙，不論是根據特別條件第(3)條進行之工程或其他工程。
- (5) 未經署長書面同意，承授人不得使用「**綠色範圍**」作儲存用途或任何臨時構築物之建造或任何除進行特別條件第(3)條指明之工程外之用途。

(6) (a) 承授人須在其管有「綠色範圍」期間的所有合理時間內：

- (i) 允許署長、其官員、承辦商或其他獲其授權人士有權自由不受限制地進出穿越該地段及「綠色範圍」，以便視察、檢查及監督任何須按特別條件第(3)(a)條進行的工程，及進行、視察、檢查及監督根據特別條件第(3)(b)條進行的工程及任何其他署長認為有需要在「綠色範圍」內進行的工程；
- (ii) 允許政府及獲政府授權的相關公共事業公司應其要求有權自由不受限制地進出穿越該地段及「綠色範圍」，以供其在「綠色範圍」或任何毗連土地之內、之上或之下進行任何工程，包括但不限於鋪設及於其後保養管道、電線、導管、電纜管道及其他傳導媒體及為向該地段或任何毗連或鄰近土地或處所提供電訊、電力、氣體（如有）及其他服務而所需的附屬設備。承授人須就有關任何上述於「綠色範圍」內進行之工程之所有事宜與政府及獲政府妥為授權的有關公共事業公司通力合作；
- (iii) 允許水務監督之官員或其他獲其授權之人士應其要求有權自由不受限制地進出穿越該土地及「綠色範圍」，以進行任何與「綠色範圍」內之水務設施之操作、保養、維修、更換及改動有關的工程；及
- (iv) 允許獲署長授權的巴士公司應其要求有權自由不受限制地進出穿越「綠色範圍」，以供其在「綠色範圍」或任何毗連土地之內、之上或之下進行任何工程，包括但不限於建立、移除、檢視或保養巴士站。承授人須就有關任何上述於「綠色範圍」內進行之工程之所有事宜與獲政府妥為授權的巴士公司通力合作。

(b) 政府、其官員、代理人、承辦商及其他按本特別條件第(a)段妥為授權的人士、公用事業公司或巴士公司就因其行使於本特別條件第(a)段之權利而起的或隨之而來的任何對承授人或任何其他人士所造成或其所蒙受的損失、破壞、滋擾或干擾概不承擔任何責任。

公契

第1條

「綠色範圍」指批地文件特別條件第(3)(a)(i)(I)條所定義之「綠色範圍」連同批地文件特別條件第(3)(a)(i)(II)條所定義之「該等構築物」及所有按批地文件於「綠色範圍」之上或之內建造、安裝及提供的構築物、路面、溝渠、下水道、排水渠、有管道接駁供水系統的消防龍頭、服務、街燈、交通標誌、街道設施、道路標記及植物；

第10.1條

10.1 管理開支. 管理開支須是管理人按本公契規定履行其權力與職責所必要及合理招致的一切費用、開支、支出和墊支，包括…

…

- (i) 所有關於按批地文件保養「綠色範圍」（直至「綠色範圍」按批地文件交還政府）或「該道路」之開支；

附表7第2段

(a) 除業主立案法團（如成立）指示外，〔管理人有權〕按管理人決定之條款作以下投保：

- (i) 公用部分、「綠色範圍」（當「綠色範圍」尚未按批地文件交還政府時）及斜坡結構的火險或其他風險保險，保險金額為十足全新重置價值；及
- (ii) 為業主和管理人投購公共責任保險、第三者責任保險及佔用人責任保險、為聘請專門管理該土地的僱員投購僱主責任保險、及管理人決定的其他風險和責任保險，保險價值為管理人認為合適者；

上述保險須以管理人的名義代表業主按其各自的權益向信譽卓著的保險公司投購，保險亦須盡合理及商業上可能全面，管理人並有權支付一切需要的保險費，以保持該等保險生效。上述保險可為整個發展項目（包括不屬於公用部分的區域）的集體保險。

(b) 除第13.1條另有規定外，〔管理人有權〕將管理人就任何公用部分、「綠色範圍」（當「綠色範圍」尚未按批地文件交還政府時）或斜坡結構的任何損壞或損失追討得到的一切保險賠償金、補償或損害賠償用於維修、重建或修復該部分的公用部分、「綠色範圍」（當「綠色範圍」尚未按批地文件交還政府時）或（視乎何情況而定）斜坡結構。

附表7第4(c)段

(c) 〔管理人有權〕遵行適用於公用部分或該土地整體之所有法律及批地文件條款（包括但不限於批地文件中有關「該道路」或「綠色範圍」的條款），及確保該等法律及批地文件條款得以遵行。

附表7第12(d)段

(d) 〔管理人有權〕遵行適用於該土地整體之所有批地文件條款（包括但不限於批地文件中有關「該道路」或「綠色範圍」的條款），及採取一切管理人可決定的行動以確保該等批地文件條款得以遵行。

附表7第27段

27. 邊界外的事宜. 〔管理人有權〕就「綠色範圍」（當「綠色範圍」尚未按批地文件交還政府時）進行及履行批地文件、法律或對其投購保險的保險公司要求的或管理人認為就遵守及履行批地文件條款、法律或該等保險公司的規定而言屬適當的一切行為、活動及工程。

撥出私人地方供公眾使用的契據

不適用。

B. 「該道路」

批地文件

特別條件第(7)條

- (7) (a) 承授人確認，該地段中於隨附圖則上填上粉紅色黑網點及標示為“Existing Road”的部分（「該道路」）乃公眾使用的現存車路及行人路的一部分。
- (b) 經署長事先書面批准後，承授人可自費將「該道路」改道至該地段的其他部分或毗鄰政府土地。若有任何該等改道，承授人須就因此而起或其所附帶的所有申索、法律行用、收費或損害賠償向政府作出彌償及使之獲得彌償。
- (c) 在將「綠色範圍」按批地文件特別條件第(4)條交回政府之前，承授人須：
- 於任何時間容許政府、其官員及所有公眾自由不受限制的車輛及行人通行權，以通過「該道路」或按本特別條件第(b)段由承授人改道後的替代行車道及行人路；及
 - 自費保養「該道路」或本特別條件第(c)(i)段提及的替代行車道及行人路，至使署長在各方面滿意的程度。

公契

第1條

「該道路」指批地文件特別條件第(7)(a)條提及的「該道路」及批地文件特別條件第(7)(c)(i)段提及的替代行車道及行人路；

第10.1條

10.1 管理開支。 管理開支須是管理人按本公契規定履行其權力與職責所必要及合理招致的一切費用、開支、支出和墊支，包括…

…

- 所有關於按批地文件保養「綠色範圍」（直至「綠色範圍」按批地文件交還政府）或「該道路」之開支；

第14.16條

14.16 公眾的往來通行權利。 業主須容許政府及公眾往來通行發展項目中於批地文件特別條件第(7)條被稱為“the Road”或“the Existing Road”的部分及於批地文件特別條件第(7)條提及的替代車路及行人路；並須自費保養該等地方，只要批地文件特別條件第(7)條的權利及義務仍存在。

撥出私人地方供公眾使用的契據

不適用。

附表7第4(c) 段

- 〔管理人有權〕遵行適用於公用部分或該土地整體之所有法律及批地文件條款（包括但不限於批地文件中有關「該道路」或「綠色範圍」的條款），及確保該等法律及批地文件條款得以遵行。

附表7第12(d) 段

- 〔管理人有權〕遵行適用於該土地整體之所有批地文件條款（包括但不限於批地文件中有關「該道路」或「綠色範圍」的條款），及採取一切管理人可決定的行動以確保該等批地文件條款得以遵行。



- 粉紅色黑網點
- 綠色

註：

「綠色範圍」及「該道路」於圖中分別以綠色及粉紅色黑網點顯示。「該等構築物」在「綠色範圍」內。本圖僅作顯示「綠色範圍」及「該道路」的位置，圖中所示之其他事項未必能反映其最新狀況。


Scale 比例：
M/米 0 20 40 60 80 100

- a) The purchaser is hereby recommended to instruct a separate firm of solicitors (other than that acting for the owner) to act for the purchaser in relation to the transaction.
 - b) If the purchaser instructs such separate firm of solicitors to act for the purchaser in relation to the transaction, that firm will be able to give independent advice to the purchaser.
 - c) If the purchaser instructs the firm of solicitors acting for the owner to act for the purchaser as well, and a conflict of interest arises between the owner and the purchaser:
 - (i) that firm may not be able to protect the purchaser's interests; and
 - (ii) the purchaser may have to instruct a separate firm of solicitors.
 - d) In the case of paragraph (c)(ii) above, the total solicitors' fees payable by the purchaser may be higher than the fees that would have been payable if the purchaser had instructed a separate firm of solicitors in the first place.
- a) 謹此建議買方聘用一間獨立的律師事務所（代表擁有人行事者除外），以在交易中代表買方行事。
 - b) 如買方聘用上述的獨立的律師事務所，以在交易中代表買方行事，該律師事務所將會能夠向買方提供獨立意見。
 - c) 如買方聘用代表擁有人行事的律師事務所同時代表買方行事，而擁有人與買方之間出現利益衝突：
 - (i) 該律師事務所可能不能夠保障買方的利益；及
 - (ii) 買方可能要聘用一間獨立的律師事務所。
 - d) 如屬上述(c)(ii)段的情況，買方須支付的律師費用總數，可能高於如買方自一開始即聘用一間獨立的律師事務所便須支付的費用。

19

CROSS-SECTION PLAN OF BUILDING IN THE DEVELOPMENT
發展項目中的建築物橫截面圖

CROSS-SECTION PLAN A
橫截面圖 A



▽ denotes height (in metres) above the Hong Kong Principle Datum.

The Part of Sheung Foo Street adjacent to the building of Tower 1 is 37.80 metres to 39.40 metres above the Hong Kong Principal Satum.

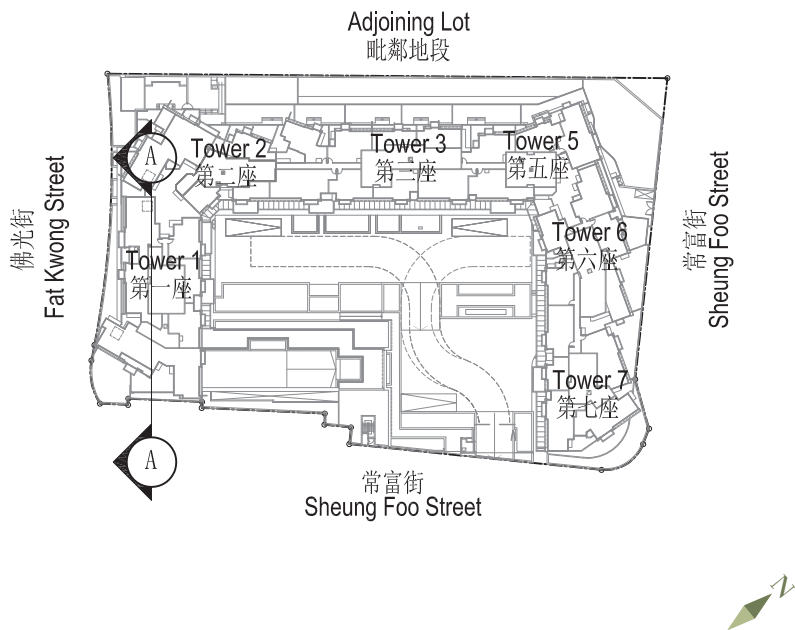
The part of footbridge along Sheung Foo Street adjacent to the building of Tower 1 is 42.70 metres to 43.01 metres above the Hong Kong Principal Datum.

▽ 代表香港主水平基準以上的高度（米）。

毗連第1座建築物的一段常富街為香港主水平基準以上37.80米至39.40米。


毗連第1座建築物的一段沿常富街的行人天橋為香港主水平基準以上42.70米至43.01米。

KEY PLAN
索引圖



19 | CROSS-SECTION PLAN OF BUILDING IN THE DEVELOPMENT 發展項目中的建築物橫截面圖

CROSS-SECTION PLAN B
橫截面圖 B



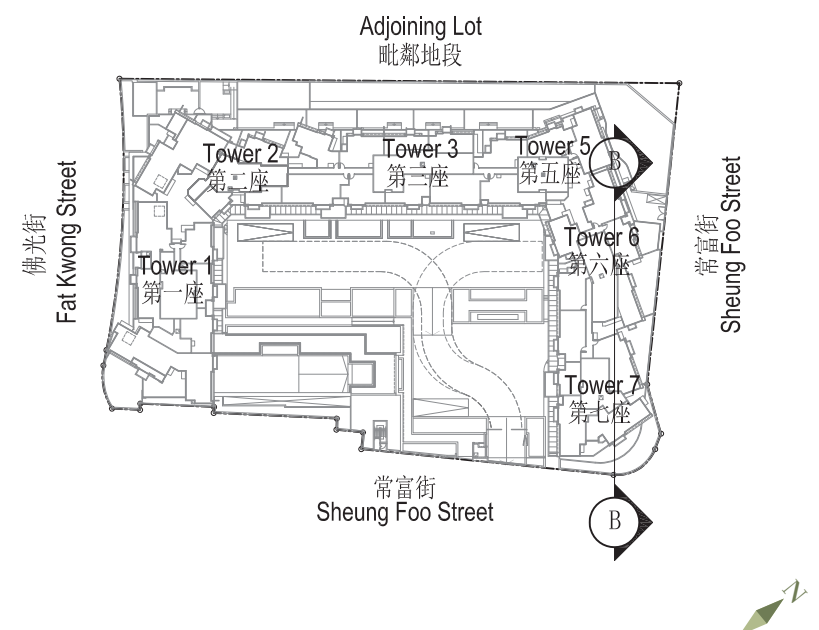
▽ denotes height (in metres) above the Hong Kong Principle Datum.

The part of Sheung Foo Street adjacent to the building of Tower 7 is 43.20 metres to 44.40 metres above the the Hong Kong Principal Datum.

▽ 代表香港主水平基準以上的高度(米)。

毗連第7座建築物的一段常富街為香港主水平基準以上43.20米至44.40米。


KEY PLAN
索引圖



19

CROSS-SECTION PLAN OF BUILDING IN THE DEVELOPMENT
發展項目中的建築物橫截面圖

CROSS-SECTION PLAN C
橫截面圖 C



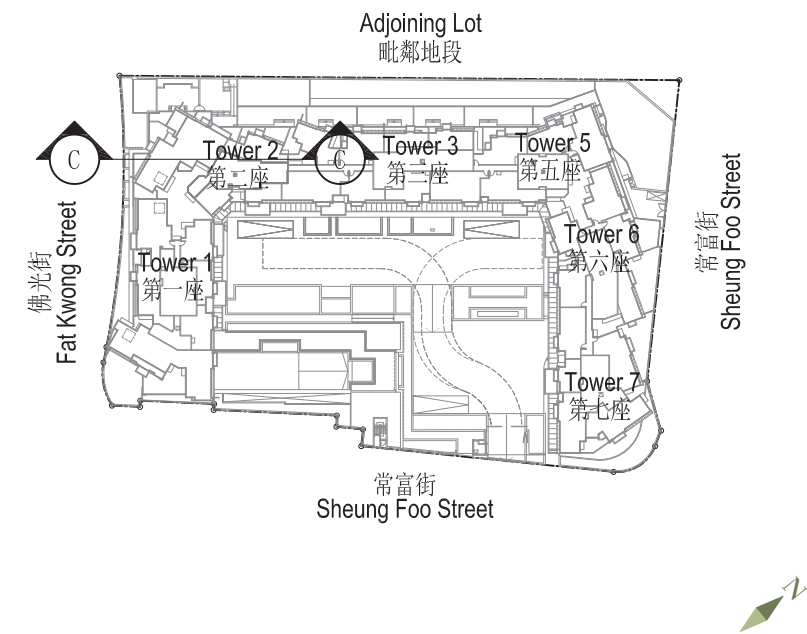
▽ denotes height (in metres) above the Hong Kong Principle Datum.

The part of Fat Kwong Street adjacent to the building of Tower 2 is 32.65 metres to 34.33 metres above the the Hong Kong Principal Datum.

▽ 代表香港主水平基準以上的高度（米）。

毗連第2座建築物的一段佛光街為香港主水平基準以上32.65米至34.33米。


KEY PLAN
索引圖



19

CROSS-SECTION PLAN OF BUILDING IN THE DEVELOPMENT
發展項目中的建築物橫截面圖

CROSS-SECTION PLAN D
橫截面圖 D



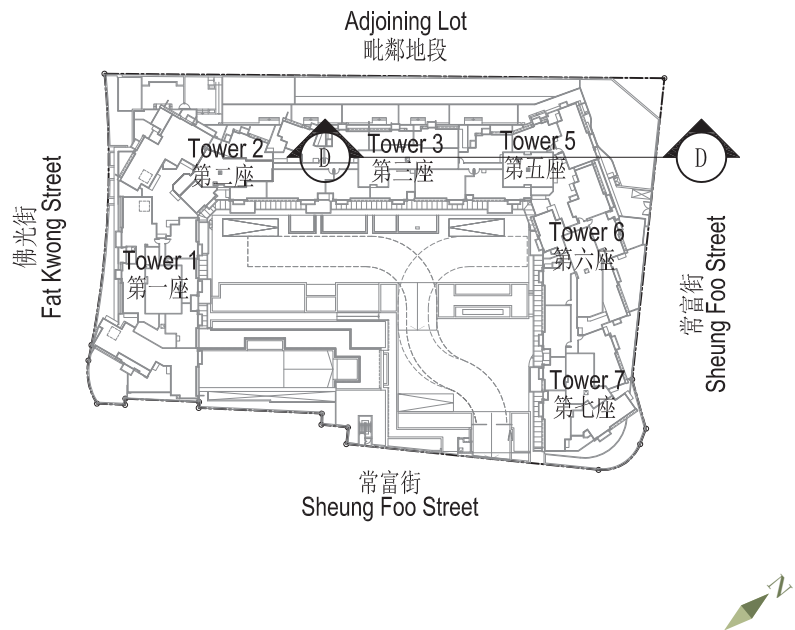
▽ denotes height (in metres) above the Hong Kong Principle Datum.

The part of Sheung Foo Street adjacent to the building of Tower 5 is 40.94 metres to 41.82 metres above the the Hong Kong Principal Datum.

▽ 代表香港主水平基準以上的高度（米）。

毗連第5座建築物的一段常富街為香港主水平基準以上40.94米至41.82米。


KEY PLAN
索引圖



19

CROSS-SECTION PLAN OF BUILDING IN THE DEVELOPMENT
發展項目中的建築物橫截面圖

CROSS-SECTION PLAN E
橫截面圖 E



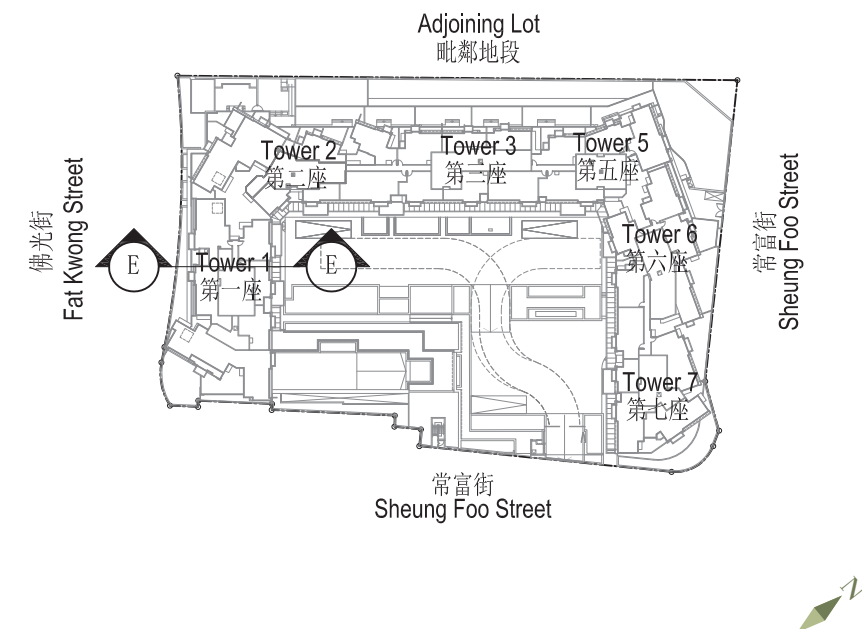
▽ denotes height (in metres) above the Hong Kong Principle Datum.

The part of Fat Kwong Street adjacent to the building of Tower 1 is 34.08 metres to 37.60 metres above the the Hong Kong Principal Datum.

▽ 代表香港主水平基準以上的高度（米）。

毗連第1座建築物的一段佛光街為香港主水平基準以上34.08米至37.60米。


KEY PLAN
索引圖



19

CROSS-SECTION PLAN OF BUILDING IN THE DEVELOPMENT
發展項目中的建築物橫截面圖

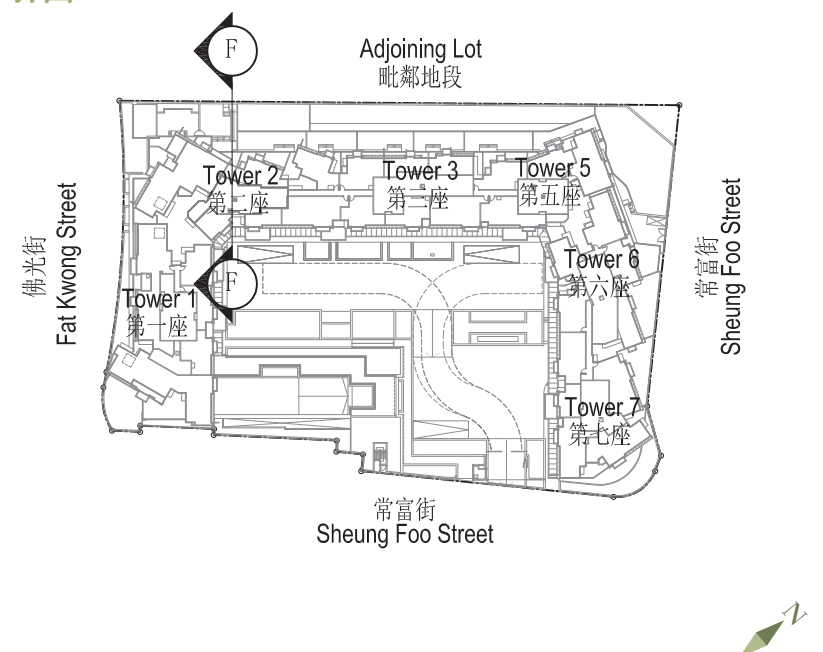
CROSS-SECTION PLAN F
橫截面圖 F



▽ denotes height (in metres) above the Hong Kong Principle Datum.

▽ 代表香港主水平基準以上的高度（米）。


KEY PLAN
索引圖



19

CROSS-SECTION PLAN OF BUILDING IN THE DEVELOPMENT
發展項目中的建築物橫截面圖

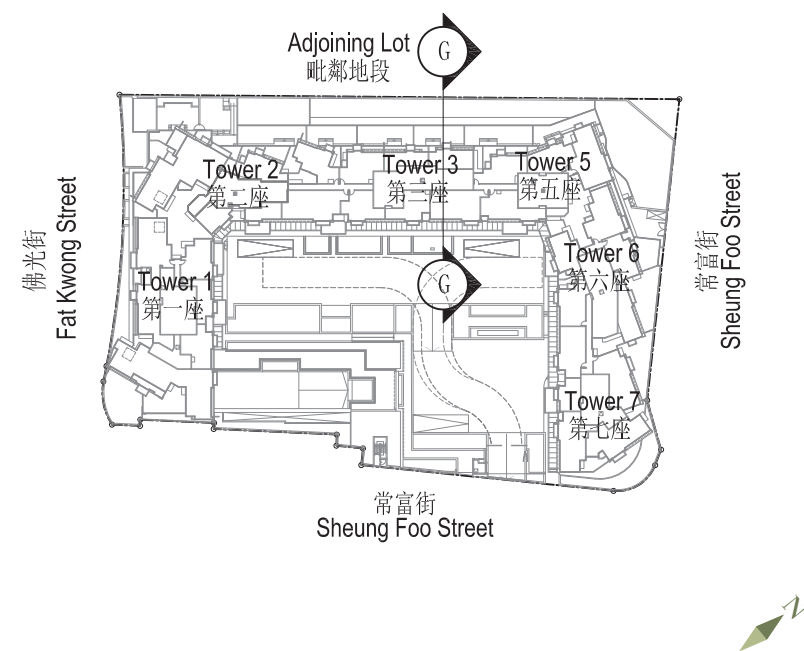
CROSS-SECTION PLAN G
橫截面圖 G



▽ denotes height (in metres) above the Hong Kong Principle Datum.

▽ 代表香港主水平基準以上的高度（米）。

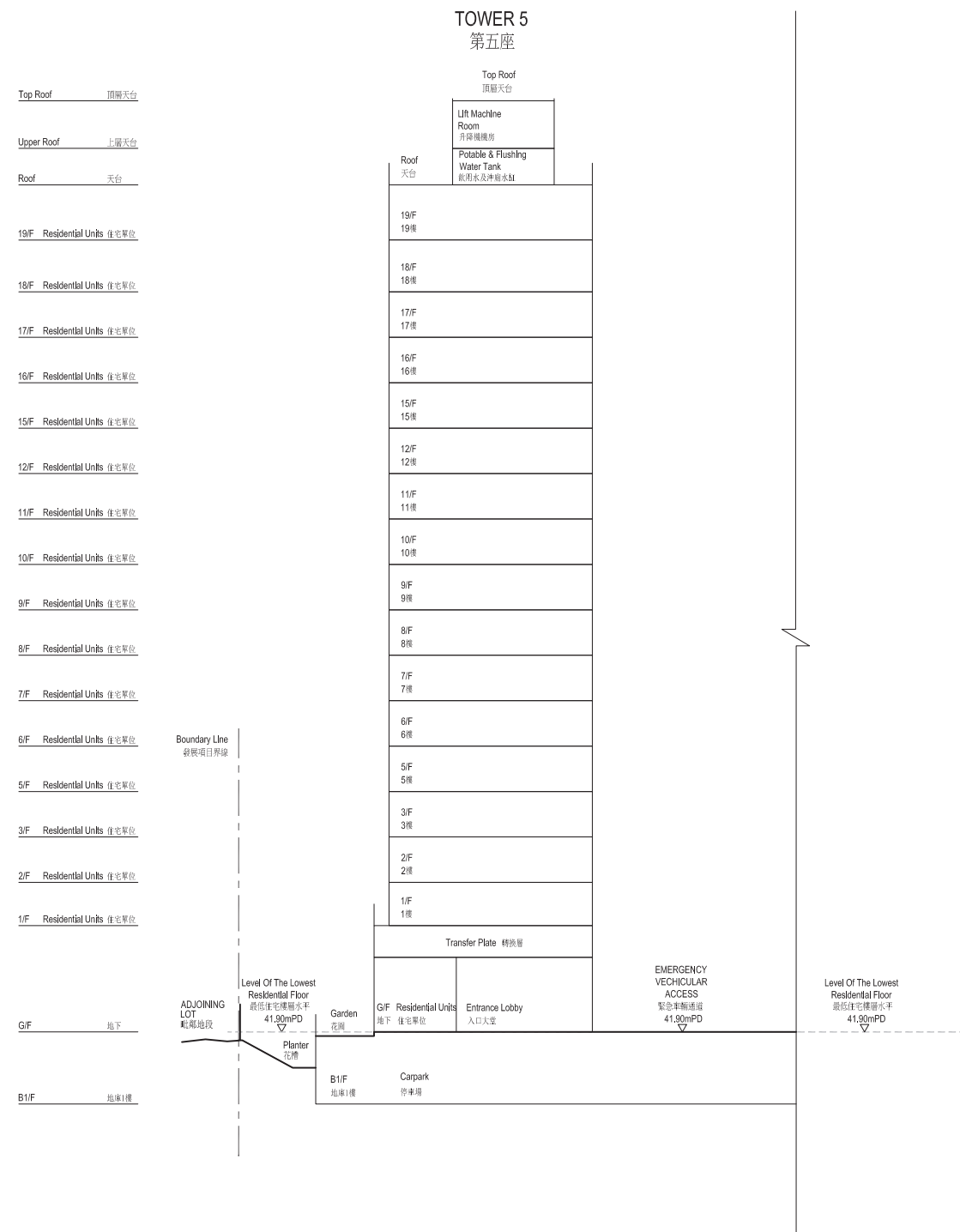
KEY PLAN
索引圖



19

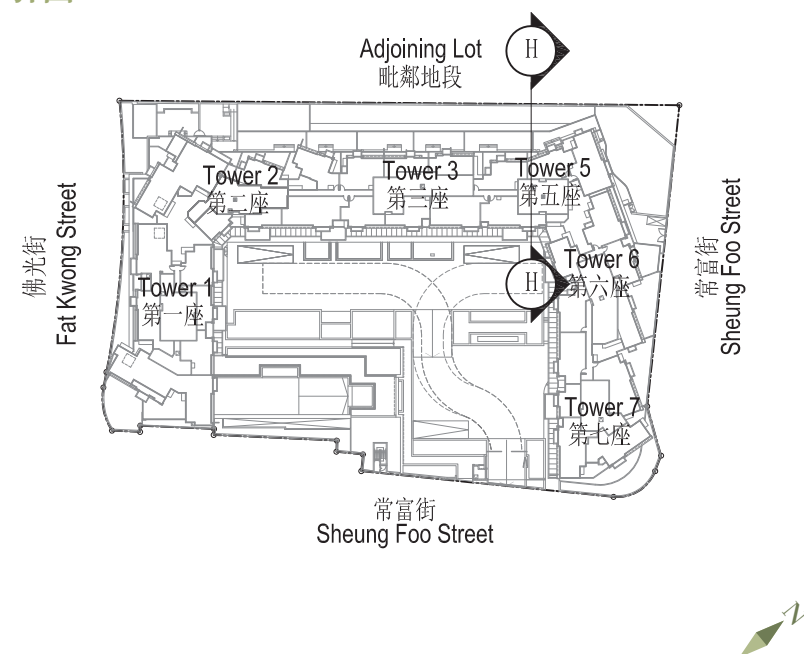
CROSS-SECTION PLAN OF BUILDING IN THE DEVELOPMENT
發展項目中的建築物橫截面圖

CROSS-SECTION PLAN H
橫截面圖 H




▽ denotes height (in metres) above the Hong Kong Principle Datum.
▽ 代表香港主水平基準以上的高度（米）。

KEY PLAN
索引圖



19 CROSS-SECTION PLAN OF BUILDING IN THE DEVELOPMENT 發展項目中的建築物橫截面圖

CROSS-SECTION PLAN I 橫截面圖 I



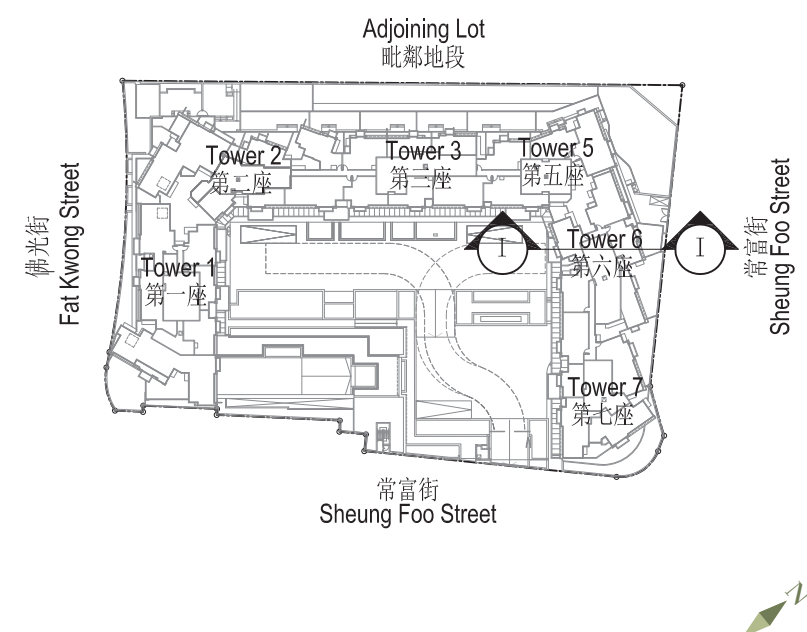
▽ denotes height (in metres) above the Hong Kong Principle Datum.

The part of Sheung Foo Street adjacent to the building of Tower 6 is 41.40 metres to 42.90 metres above the the Hong Kong Principal Datum.

▽ 代表香港主水平基準以上的高度（米）。

毗連第6座建築物的一段常富街為香港主水平基準以上41.40米至42.90米。


KEY PLAN 索引圖



19

CROSS

橫截面圖



▽ denotes height (in metres) above the Hong Kong Principle Datum.

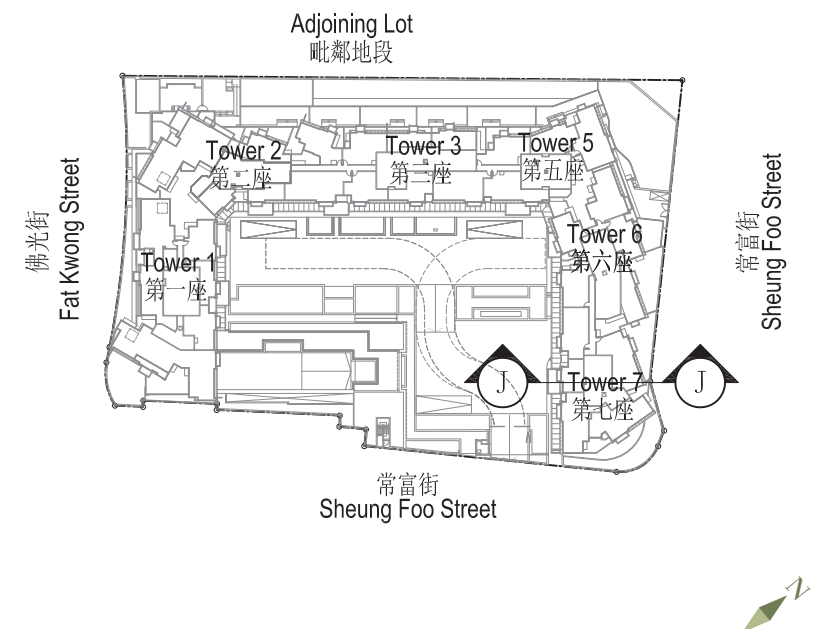
The part of Sheung Foo Street adjacent to the building of Tower 7 is 42.68 metres to 44.30 metres above the the Hong Kong Principal Datum.

▽ 代表香港主水平基準以上的高度(米)。

毗連第7座建築物的一段常富街為香港主水平基準以上42.68米至44.30米。

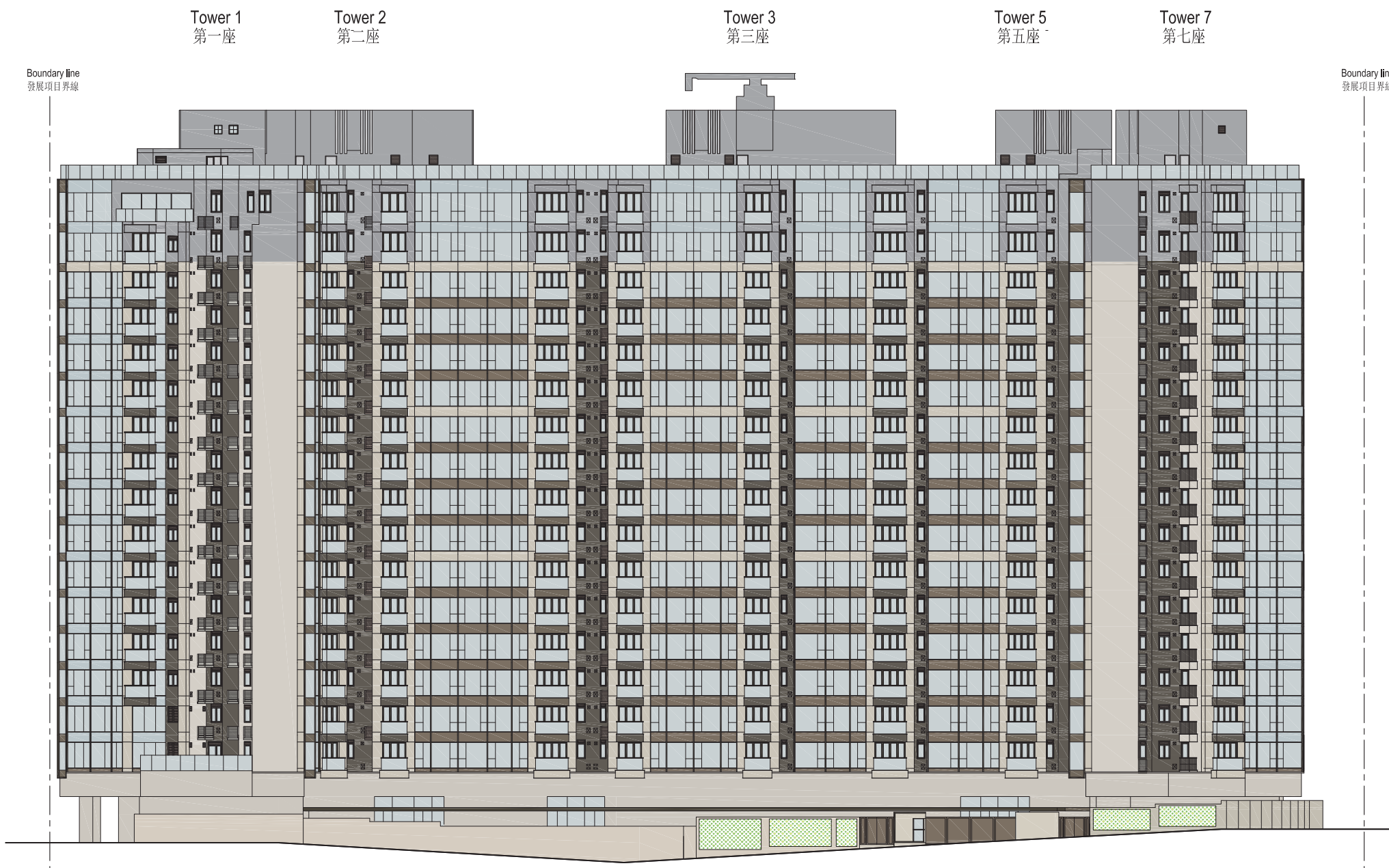
KEY PLAN

索引圖



20 | ELEVATION PLAN 立面圖

ELEVATION PLAN 1 立面圖 1



Remark:

Authorized Person for the Development has certified that the elevations shown on these plans:

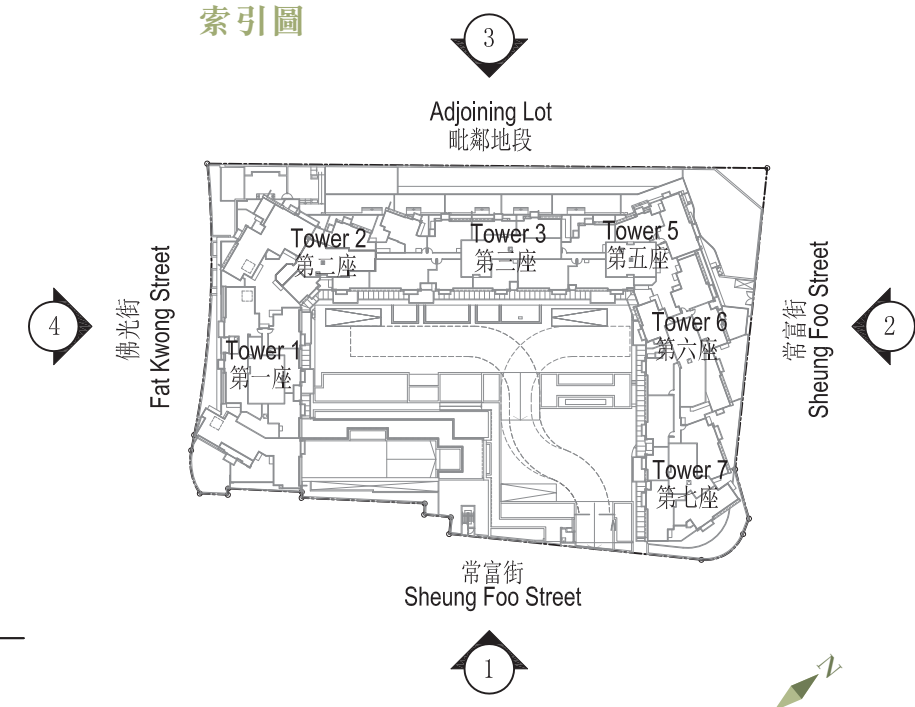
- (1) are prepared on the basis of the approved building plans for the Development as of 26 May 2017; and
- (2) are in general accordance with the outward appearance of the Development.

備註：

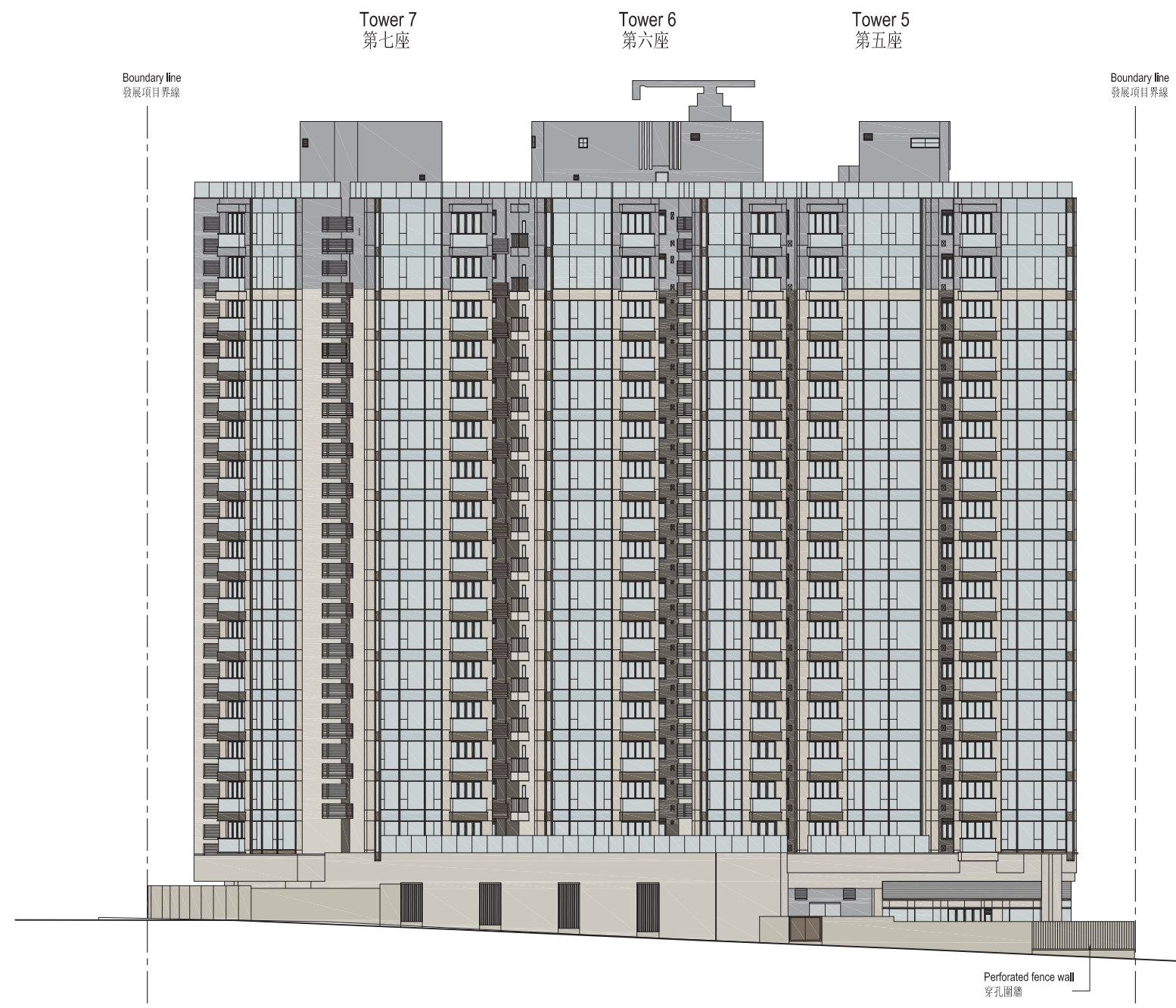
發展項目的認可人士證明本立面圖所示的立面：

- (1) 以2017年5月26日的情況為準的發展項目的經批准的建築圖則為基礎擬備；及
- (2) 大致上與發展項目的外觀一致。

KEY PLAN 索引圖



ELEVATION PLAN 2 立面圖 2



Remark:

Authorized Person for the Development has certified that the elevations shown on these plans:

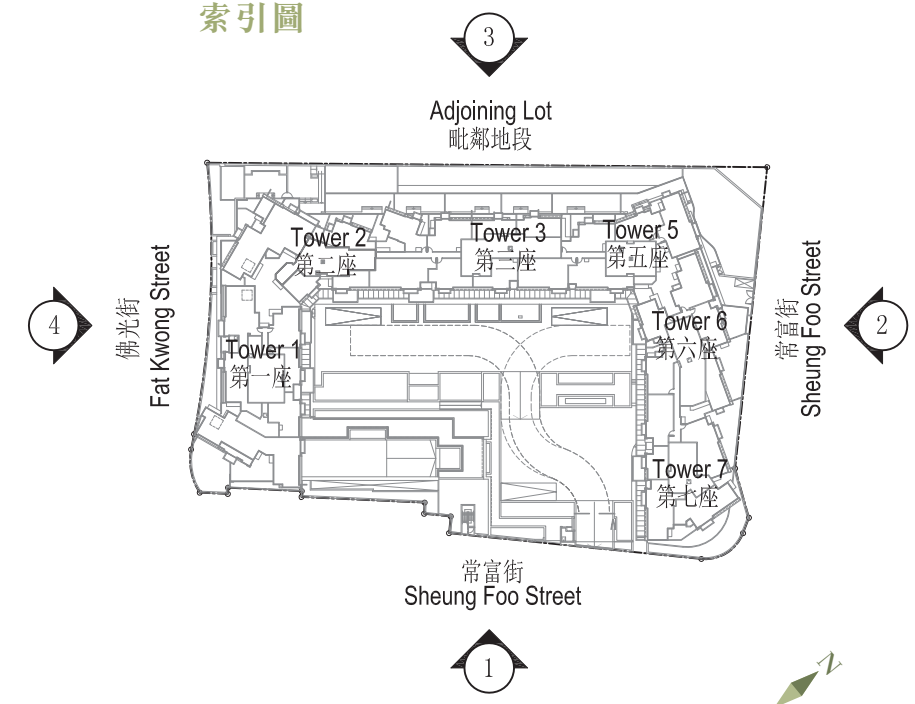
- (1) are prepared on the basis of the approved building plans for the Development as of 26 May 2017; and
- (2) are in general accordance with the outward appearance of the Development.

備註：

發展項目的認可人士證明本立面圖所示的立面：

- (1) 以2017年5月26日的情況為準的發展項目的經批准的建築圖則為基礎擬備；及
- (2) 大致上與發展項目的外觀一致。

KEY PLAN 索引圖



ELEVATION PLAN 3 立面圖 3



Remark:

Authorized Person for the Development has certified that the elevations shown on these plans:

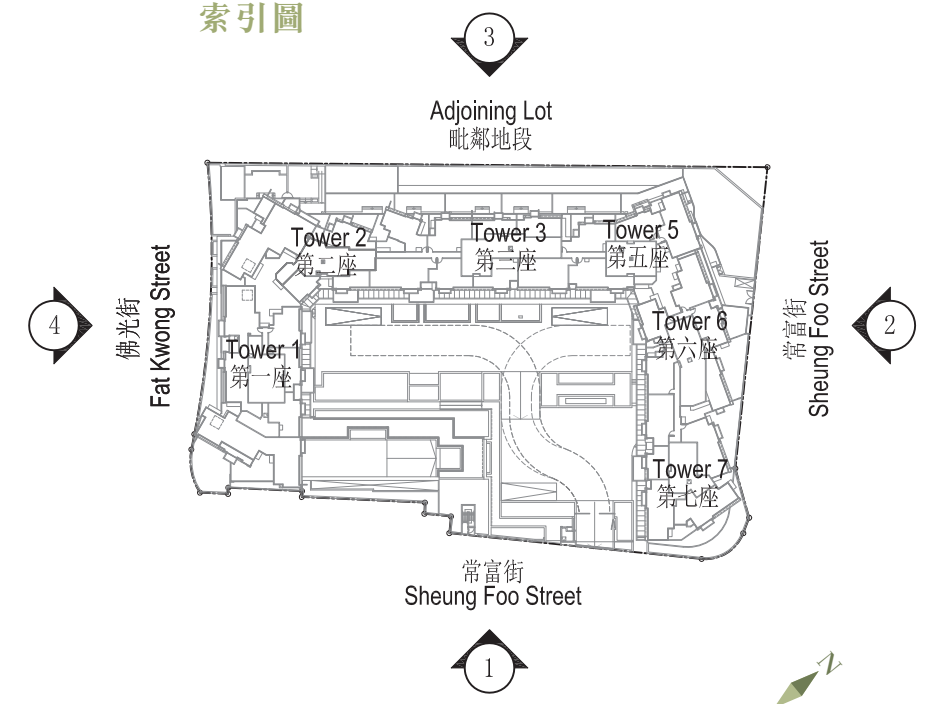
- (1) are prepared on the basis of the approved building plans for the Development as of 26 May 2017; and
- (2) are in general accordance with the outward appearance of the Development.

備註：

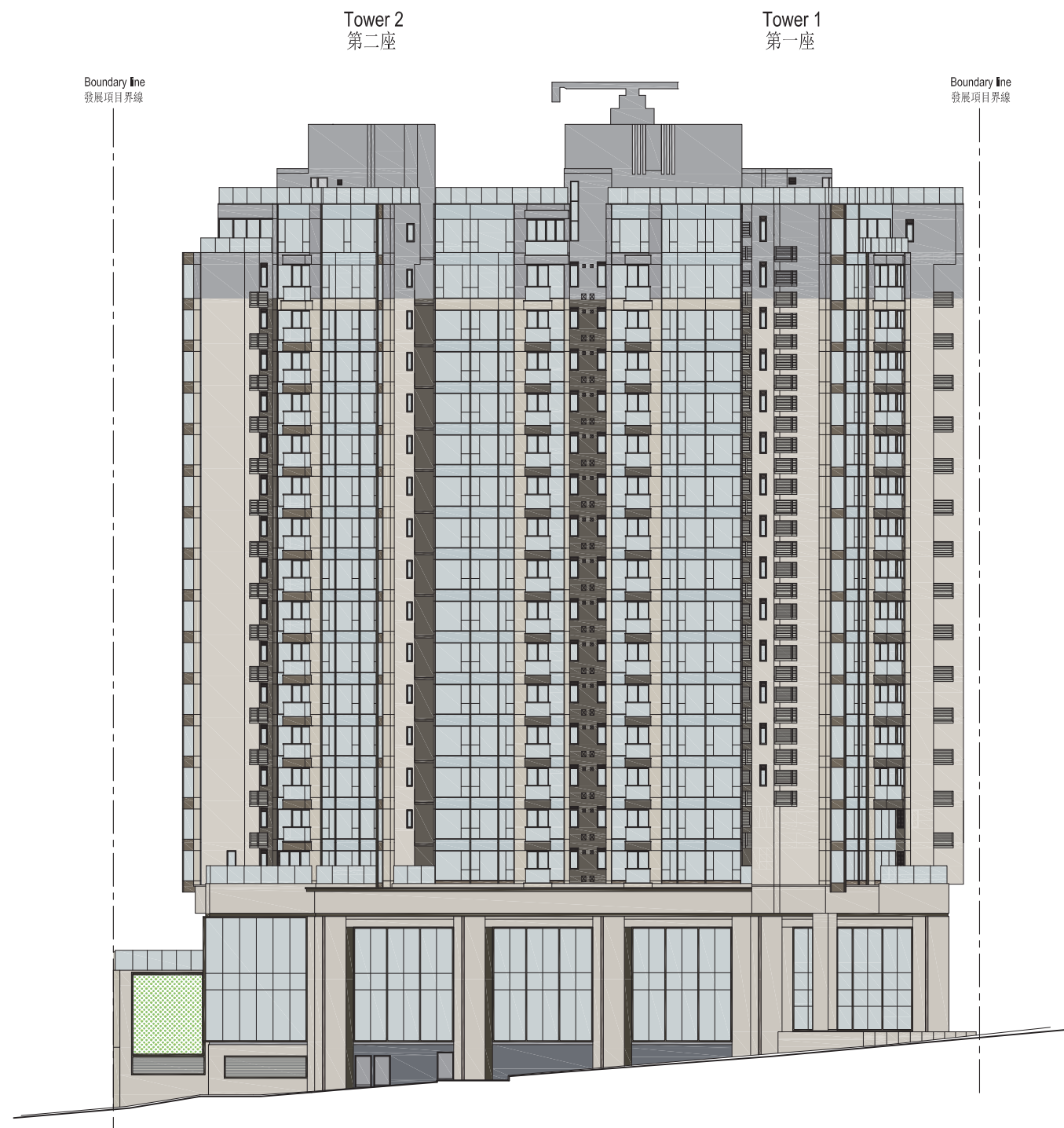
發展項目的認可人士證明本立面圖所示的立面：

- (1) 以2017年5月26日的情況為準的發展項目的經批准的建築圖則為基礎擬備；及
- (2) 大致上與發展項目的外觀一致。

KEY PLAN 索引圖



ELEVATION PLAN 4
立面圖 4



Remark:

Authorized Person for the Development has certified that the elevations shown on these plans:

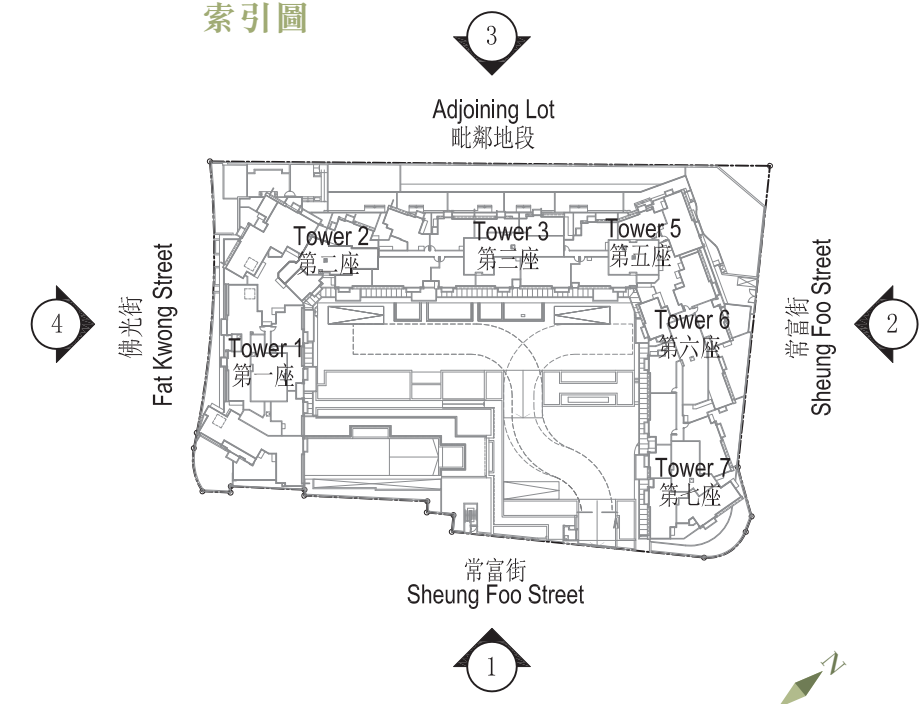
- (1) are prepared on the basis of the approved building plans for the Development as of 26 May 2017; and
- (2) are in general accordance with the outward appearance of the Development.

備註：

發展項目的認可人士證明本立面圖所示的立面：

- (1) 以2017年5月26日的情況為準的發展項目的經批准的建築圖則為基礎擬備；及
- (2) 大致上與發展項目的外觀一致。

KEY PLAN 索引圖



Category of common facilities 公用設施的類別	Floor 樓層	Covered Area 有上蓋面積		Uncovered Area 無上蓋面積		Total Area 總面積	
		Area (sq.m.) 面積 (平方米)	Area (sq.ft.) 面積 (平方呎)	Area (sq.m.) 面積 (平方米)	Area (sq.ft.) 面積 (平方呎)	Area (sq.m.) 面積 (平方米)	Area (sq.ft.) 面積 (平方呎)
Residents' clubhouse (including any recreational facilities for residents' use) 住客會所 (包括供住客使用的任何康樂設施)	B2/F 地庫2樓	376.213	4050	N/A 不適用	N/A 不適用	376.213	4050
	B1/F 地庫1樓	498.334	5364	N/A 不適用	N/A 不適用	498.334	5364
	G/F 地下	746.166	8032	N/A 不適用	N/A 不適用	746.166	8032
Communal garden or play area for residents' use on the roof, or on any floor between the roof and the lowest residential floor, of a building in the Development (whether known as a communal sky garden or otherwise) 位於發展項目中的建築物的天台或在天台和最低一層住宅樓層之間的任何一層的、供住客使用的公用花園或遊樂地方 (不論是稱為公用空中花園或有其他名稱)	N/A 不適用	N/A 不適用	N/A 不適用	N/A 不適用	N/A 不適用	N/A 不適用	N/A 不適用
Communal garden or play area for residents' use below the lowest residential floor of a building in the Development (whether known as a covered and landscaped play area or otherwise) 位於發展項目中的建築物的最低一層住宅樓層以下的、供住客使用的公用花園或遊樂地方 (不論是稱為有蓋及園景的遊樂場或有其他名稱)	N/A 不適用	N/A 不適用	N/A 不適用	N/A 不適用	N/A 不適用	N/A 不適用	N/A 不適用

Note:
The areas as specified above in square feet are converted at a rate of 1 square metre = 10.764 square feet and rounded off to the nearest integer.

附註：
以平方呎顯示之面積以1平方米=10.764平方呎換算，並四捨五入至整數。

1. A copy of the Outline Zoning Plan relating to the Development is available at www.ozp.tpb.gov.hk.
2. (a) A copy of every deed of mutual covenant in respect of the specified residential properties that has been executed is available for inspection at the place at which the specified residential properties are offered to be sold.
(b) The inspection is free of charge.

1. 關於本發展項目的分區計劃大綱圖的文本供閱覽的互聯網網站的網址為 www.ozp.tpb.gov.hk。
2. (a) 指明住宅物業的每一已簽立的公契的文本存放在指明住宅物業的售樓處，以供閱覽。
(b) 無須為閱覽付費。

1. Exterior finishes	
Item	Description
(a) External wall	Finished with ceramic tiles, external paint, aluminium cladding, aluminium louvres, stone cladding, vertical greenery, metal feature and curtain wall.
(b) Window	<p>Curtain wall aluminium frames finished with fluorocarbon coating fitted with insulated glazing unit (IGU) for all living rooms and dining rooms, all master ensembles, all master bedrooms and all bedrooms; bathroom 1, bathroom 3 and dressing room of Unit A of 19/F, Tower 1; and store room of Unit D of 1-3/F, 5-12/F & 15-19/F, Tower 7.</p> <p>Aluminium window frames finished with fluorocarbon coating fitted with tinted glass for all kitchens and store room of Unit A & B of 19/F, Tower 1.</p> <p>Aluminium window frames finished with fluorocarbon coating fitted with tinted frosted glass panel for bathroom and restroom if window is provided except for bathroom 1 and bathroom 3 of Unit A, 19/F of Tower 1 .</p>
(c) Bay window	Not provided.
(d) Planter	Flushed planter with stone edge finishes provided at Unit A, B, C & D of G/F, Tower 3 and Unit A & C of G/F, Tower 5.
(e) Verandah or balcony	<p>Balconies are finished with laminated tempered glass balustrade with aluminium top rail.</p> <p>Floor finished with homogeneous tiles.</p> <p>Wall finished with ceramic tiles and aluminium cladding.</p> <p>False ceiling is finished with cement board with paint except at the following residential units which are finished with perforated metal panel with fiberglass pad infill:</p> <p><u>Tower 1</u> Units A of 3/F, 5-12/F & 15-18/F Units B of 1-3/F, 5-12/F & 15-18/F Units C of 1-3/F, 5-12/F & 15-18/F</p> <p><u>Tower 2</u> Units A, B, C & D of 1-3/F, 5-12/F & 15-18/F Units B of 19/F</p> <p><u>Tower 3</u> Units B, C, D & E of 1-3/F, 5-12/F & 15-19/F</p> <p><u>Tower 5</u> Units B & C of 1-3/F, 5-12/F, 15-19/F</p> <p>All balconies are covered.</p> <p>No verandah is provided.</p>
(f) Drying facilities for clothing	Portable metal drying rack with plastic wrap.

1. 外部裝修物料	
細項	描述
(a) 外牆	<p>以瓷磚、外牆漆、鋁質飾板、鋁金屬板葉、石材幕牆、垂直綠化牆、金屬裝飾架及玻璃幕牆鋪砌。</p> <p>裝設配以雙層中空玻璃及採用氟化碳噴塗層幕牆鋁框於所有客廳及飯廳、所有主人套房、所有主人睡房及所有睡房；第1座19樓A單位之浴室1、浴室3及衣帽間；及第7座1至3樓、5至12樓及15至19樓單位之儲物房。</p>
(b) 窗	<p>裝設配以有色玻璃及採用氟化碳噴塗層鋁窗框於所有廚房及第1座19樓A及B單位之儲物房。</p> <p>裝設配以有色磨砂玻璃及採用有氟化碳噴塗層鋁窗框於浴室及洗手間（如有窗）（第1座19樓A單位之浴室1及浴室3除外）。</p>
(c) 窗台	未有提供。
(d) 花槽	<p>以石材鋪邊之地面花槽設於第3座地下A、B、C及D單位及第5座地下A及C單位。</p> <p>露台設夾層鋼化玻璃欄杆配以鋁質頂欄。</p> <p>地台以均質瓷磚鋪砌。</p> <p>牆身以瓷磚及鋁質飾板鋪砌。</p> <p>所有露台假天花均髹上油漆及裝設水泥板，除以下住宅單位露台裝設附玻璃纖維墊片的金屬穿孔板：</p> <p><u>第1座</u> 3樓、5至12樓及15至18樓A單位 1至3樓、5至12樓及15至18樓B單位 1至3樓、5至12樓及15至18樓C單位</p> <p><u>第2座</u> 1至3樓、5至12樓及15至18樓A、B、C及D單位 19樓B單位</p> <p><u>第3座</u> 1至3樓、5至12樓及15至19樓B、C、D及E單位</p> <p><u>第5座</u> 1至3樓、5至12樓及15至19樓B及C單位</p> <p>所有露台均有蓋。</p> <p>陽台未有提供。</p>
(f) 乾衣設施	輕便式金屬包膠乾衣架。

2. Interior finishes	
Item	Description
(a) Lobby	Main Entrance Lobby Wall finished with natural stone and mirror. Floor finished with natural stone. Gypsum board false ceiling finished with emulsion paint.
	Typical Lift Lobby Wall finished with natural stone, mirror and wood veneer. Floor finished with natural stone. Gypsum board false ceiling finished with emulsion paint.
	Basement Lift Lobby Wall finished with natural stone. Floor finished with natural stone. Gypsum board false ceiling finished with emulsion paint.
(b) Internal wall and ceiling	Internal Wall Living room, dining room and bedroom finished with emulsion paint (except Tower 1, Unit A of 5/F, Tower 2, Unit A of 19/F, Tower 6, Unit B of 16/F and Tower 7, Unit A of 16/F).
	<u>Tower 1, Unit A of 5/F</u> Living room finished with natural stone, wood veneer and stainless steel trimming. Dining room finished with natural stone, wallpaper and stainless steel trimming. Master ensuite finished with fabric, wallpaper and stainless steel trimming. Bedroom 1 finished with vinyl, wallpaper and stainless steel trimming. Bedroom 2 finished with fabric, wallpaper, wood veneer and stainless steel trimming. Bedroom 3 finished with mirror, wallpaper and stainless steel trimming.
	<u>Tower 2, Unit A of 19/F</u> Living room finished with wallpaper, wood veneer and stainless steel trimming. Dining room finished with wallpaper, fabric, wood veneer and stainless steel trimming. Master ensuite finished with vinyl, wood veneer, wallpaper and stainless steel trimming. Bedroom 1 finished with fabric and wallpaper. Bedroom 2 finished with wallpaper. Bedroom 3 finished with fabric, wallpaper and stainless steel trimming.
	<u>Tower 6, Unit B of 16/F</u> Living room and dining room finished with wallpaper, wood veneer and stainless steel trimming. Master bedroom finished with wallpaper and stainless steel trimming. Bedroom 1 finished with vinyl and stainless steel trimming.
	<u>Tower 7, Unit A of 16/F</u> Living room finished with wallpaper, wood veneer, natural stone and stainless steel trimming. Dining room finished with wallpaper, wood veneer, glass and stainless steel trimming. Master ensuite and bedroom 1 finished with wallpaper and stainless steel trimming. Bedroom 2 finished with vinyl and stainless steel trimming.
	Ceiling Ceiling of living room, dining room and bedroom finished with emulsion paint and gypsum board bulkhead finished with emulsion paint (except Tower 1, Unit A of 5/F, Tower 2, Unit A of 19/F, Tower 6, Unit B of 16/F and Tower 7, Unit A of 16/F).
	<u>Tower 1, Unit A of 5/F, Tower 2, Unit A of 19/F, Tower 6, Unit B of 16/F and Tower 7, Unit A of 16/F.</u> Ceiling of living room, dining room, master ensuite/bedroom and bedrooms finished with gypsum board false ceiling and stainless steel trimming.

2. 室內裝修物料	
細項	描述
(a) 大堂	入口大堂 牆身以天然石材及鏡飾面鋪砌。地板以天然石材鋪砌。假天花裝設髹上乳膠漆的石膏板。
	住宅升降機大堂 牆身以天然石材、鏡飾面及木皮飾面鋪砌。地板以天然石材鋪砌。假天花裝設髹上乳膠漆的石膏板。
	地庫升降機大堂 牆身以天然石材鋪砌。地板以天然石材鋪砌。假天花裝設髹上乳膠漆的石膏板。
	內牆 客廳、飯廳及睡房髹上乳膠漆（第1座5樓A單位，第2座19樓A單位，第6座16樓B單位及第7座16樓A單位除外）。
(b) 內牆及天花板	<u>第1座5樓A單位</u> 客廳鋪貼天然石材、木皮及不銹鋼裝飾邊。飯廳鋪貼天然石材、牆紙及不銹鋼裝飾邊。主人套房鋪貼布料、牆紙及不銹鋼裝飾邊。睡房1鋪貼人造皮、牆紙及不銹鋼裝飾邊。睡房2鋪貼布料、牆紙、木皮及不銹鋼裝飾邊。睡房3鋪貼鏡面、牆紙及不銹鋼裝飾邊。
	<u>第2座19樓A單位</u> 客廳鋪貼牆紙、木皮及不銹鋼裝飾邊。飯廳鋪貼牆紙、布料、木皮及不銹鋼裝飾邊。主人套房鋪貼人造皮、木皮、牆紙及不銹鋼裝飾邊。睡房1鋪貼布料及牆紙。睡房2鋪貼牆紙。睡房3鋪貼布料、牆紙及不銹鋼裝飾邊。
	<u>第6座16樓B單位</u> 客廳及飯廳鋪貼牆紙、木皮及不銹鋼裝飾邊。主人睡房鋪貼牆紙及不銹鋼裝飾邊。睡房1鋪貼人造皮及不銹鋼裝飾邊。
	<u>第7座16樓A單位</u> 客廳鋪貼牆紙、木皮、天然石及不銹鋼裝飾邊。飯廳鋪貼牆紙、木皮、玻璃飾面及不銹鋼裝飾邊。主人套房及睡房1鋪貼牆紙及不銹鋼裝飾邊。睡房2鋪貼人造皮及不銹鋼裝飾邊。
	天花板 客廳、飯廳及睡房天花板髹上乳膠漆，及裝設髹上乳膠漆的石膏板假陣（第1座5樓A單位，第2座19樓A單位，第6座16樓B單位及第7座16樓A單位除外）。
	<u>第1座5樓A單位，第2座19樓A單位，第6座16樓B單位及第7座16樓A單位</u> 客廳、飯廳、主人套房／睡房及睡房天花板裝有石膏板假天花及不銹鋼裝飾邊。

2. Interior finishes	
Item	Description
(c) Internal floor	Living room, dining room and bedroom finished with engineered timber flooring and timber skirting. Natural stone border along edge of floor adjoining door to balcony and door to flat roof (except Tower 1, Unit A of 5/F, Tower 6, Unit B of 16/F and Tower 7, Unit A of 16/F).
	<u>Tower 1, Unit A of 5/F, Tower 6, Unit B of 16/F and Tower 7, Unit A of 16/F</u> Living room and dining room finished with natural stone flooring and stainless steel skirting.
	Bedrooms finished with engineering wood flooring and stainless steel skirting.
(d) Bathroom	Wall finished with natural stone. Floor finished with natural stone. Gypsum board false ceiling finished with emulsion paint. Wall finishes run up to the false ceiling.
(e) Kitchen	Wall finished with porcelain tiles and glazing. Floor finished with natural stone. Gypsum board false ceiling finished with emulsion paint and metal panel false ceiling are provided. Cooking bench countertop is fitted with solid surface material. Wall finishes run up to the false ceiling.
	Except the following units: <u>Tower 1</u> Unit A of 3/F, 5-12/F, 15-19/F and Unit B of 19/F
	<u>Tower 2</u> Unit A of 19/F
	<u>Tower 3</u> Unit A, B, C & D of G/F
	<u>Tower 5</u> Unit A, B & C of G/F
	For the above units: Wall finished with natural stone and glazing. Floor finished with natural stone. Gypsum board false ceiling finished with emulsion paint and metal panel false ceiling. Cooking bench countertop is fitted with reconstituted stone. Wall finishes run up to the false ceiling.
3. Interior fittings	
Item	Description
	Unit Main Entrance Solid core timber fire rated door finished with wood veneer and fitted with lockset, concealed door closer and eye viewer.
	Kitchen (The following units only) Fire rated glass door with stainless steel frame and concealed door closer.
	<u>Tower 1</u> Unit A of 3/F, 5-12/F, 15-19/F and Unit B of 19/F
	<u>Tower 2</u> Unit A of 19/F

2. 室內裝修物料	
細項	描述
(c) 內部地板	客廳、飯廳及睡房內部地板以複合木鋪砌，及配以木牆腳線。通往露台門及平台門之內部地板圍邊部分以天然石鋪砌（第1座5樓A單位，第6座16樓B單位及第7座16樓A單位除外）。
	<u>第1座5樓A單位，第6座16樓B單位及第7座16樓A單位</u> 客廳及飯廳內部地板以天然石鋪砌，及配以不銹鋼腳線。
	睡房內部地板以複合木鋪砌，及配以不銹鋼腳線。
(d) 浴室	牆身以天然石材鋪砌。地板以天然石材鋪砌。假天花裝設髹上乳膠漆的石膏板。牆身裝修物料鋪砌至假天花。
(e) 廚房	牆身以瓷磚及玻璃鋪砌。地板以天然石材鋪砌。裝設石膏板髹乳膠漆及金屬板假天花。灶台面以實體面料安裝。牆身裝修物料鋪砌至假天花。
	以下單位除外： <u>第1座</u> 3樓、5-12樓及15-19樓A單位及19樓B單位
	<u>第2座</u> 19樓A單位
	<u>第3座</u> 地下A、B、C及D單位
	<u>第5座</u> 地下A、B及C單位
	以上單位： 牆身以天然石材及玻璃鋪砌。地板以天然石材鋪砌。裝設石膏板髹乳膠漆及金屬板假天花。灶台面以人造石材安裝。牆身裝修物料鋪砌至假天花。
3. 室內裝置	
細項	描述
	單位入口 選用木皮飾面實心防火木門，配以門鎖、隱藏式氣鼓及防盜眼。
	廚房（只適用於以下單位之廚房） 選用防火玻璃門，配以不銹鋼門框及隱藏式氣鼓。
	<u>第1座</u> 3樓、5-12樓及15-19樓A單位及19樓B單位
	<u>第2座</u> 19樓A單位

3. Interior fittings	
Item	Description
(a) Doors	<u>Tower 3</u> Unit A, B, C & D of G/F
	<u>Tower 5</u> Unit A, B & C of G/F
	Kitchen (All other units) Solid core fire rated timber door finished with wood veneer and fitted with fire rated glass vision panel and concealed door closer.
	Corridor (Tower 2, Unit A of 19/F) Glass door with stainless steel frame and concealed door closer
	Bedroom (Except Tower 1, Unit A of 5/F, Tower 6, Unit B of 16/F and Tower 7, Unit A of 16/F) Hollow core timber door finished with wood veneer and fitted with lockset.
	Bedroom (Tower 1, Unit A of 5/F, Tower 6, Unit B of 16/F and Tower 7, Unit A of 16/F) Hollow core timber door finished with wood veneer, stainless steel trimming and fitted with lockset.
	Door inside Master Ensuite (Tower 1, Unit A of 5/F) Hollow core sliding timer door finished with wallpaper and stainless steel trimming.
	Master Bathroom (Except Tower 1, Unit A of 5/F, Tower 6, Unit B of 16/F and Tower 7, Unit A of 16/F) Hollow core timber door finished with wood veneer and fitted with lockset.
	Master Bathroom (Tower 1, Unit A of 5/F, Tower 6, Unit B of 16/F and Tower 7, Unit A of 16/F) Hollow core timber door finished with wood veneer, stainless steel trimming and fitted with lockset.
	Bathroom (Except Tower 1, Unit A of 5/F, Tower 6, Unit B of 16/F and Tower 7, Unit A of 16/F) Hollow core timber door finished with wood veneer and fitted with lockset.
	Bathroom (Tower 1, Unit A of 5/F, Tower 6, Unit B of 16/F and Tower 7, Unit A of 16/F) Hollow core timber door finished with wood veneer, stainless steel trimming and fitted with lockset.
	Store Room & Utility Room Hollow core timber door finished with wood veneer and fitted with lockset.
	Restroom (except those inside Utility Room / Store Room) Hollow core timber door finished with wood veneer and fitted with lockset.
	Restroom inside Utility Room / Store Room Aluminium framed glass door finished with paint and fitted with lockset.
	Balcony (Except Tower 2, Unit A of 19/F) Aluminium framed folding door finished with fluorocarbon coating fitted with laminated tinted and clear glass and lock.
	Balcony (Tower 2, Unit A of 19/F) Aluminium framed sliding door finished with fluorocarbon coating fitted with laminated tinted and clear glass and lock.

3. 室內裝置	
細項	描述
(a) 門	<u>第3座</u> 地下A、B、C及D單位
	<u>第5座</u> 地下A、B及C單位
	廚房 (所有其他單位) 選用木面實心防火木門，裝設防火玻璃小窗及隱藏式氣鼓。
	走廊 (第2座19樓A單位) 選用玻璃門，配以不銹鋼門框及隱藏式氣鼓。
	睡房 (第1座5樓A單位，第6座16樓B單位及第7座16樓A單位除外) 選用木皮飾面空心木門，配以門鎖。
	睡房 (第1座5樓A單位，第6座16樓B單位及第7座16樓A單位) 選用空心木門，配以木皮飾面及不銹鋼裝飾邊，配以門鎖。
	主人套房內門 (第1座5樓A單位) 選用空心木趟門，配以牆紙及不銹鋼裝飾邊。
	主人房浴室 (第1座5樓A單位、第6座16樓B單位及第7座16樓A單位除外) 選用木皮飾面空心木門，配以門鎖。
	主人房浴室 (第1座5樓A單位、第6座16樓B單位及第7座16樓A單位) 選用空心木門，配以木皮飾面及不銹鋼裝飾邊，配以門鎖。
	浴室 (第1座5樓A單位、第6座16樓B單位及第7座16樓A單位除外) 選用木皮飾面空心木門，配以門鎖。
	浴室 (第1座5樓A單位、第6座16樓B單位及第7座16樓A單位) 選用空心木門，配以木皮飾面及不銹鋼裝飾邊，配以門鎖。
	儲物房及工作間 選用木皮飾面空心木門，配以門鎖。
	洗手間 (於工作間 / 儲物房內之洗手間除外) 選用木皮飾面空心木門，配以門鎖。
	工作間 / 儲物房內之洗手間 選用油漆鋁框玻璃門，配以門鎖。
	露台 (第2座19樓A單位除外) 選用氟化碳塗層鋁框折疊門，配以有色及清夾層玻璃及門鎖。
	露台 (第2座19樓A單位) 選用氟化碳塗層鋁框趟門，配以有色及清夾層玻璃及門鎖。

3. Interior fittings	
Item	Description
(a) Doors	Utility Platform Aluminium framed swing door finished with fluorocarbon coating fitted with laminated tinted and clear glass and lock.
	Garden Except the following units, garden is provided with aluminium framed folding door finished with fluorocarbon coating and fitted with laminated tinted and clear glass, handle and lock:- <u>Tower 5</u> Master Ensuite at Unit B of G/F Living Room at Unit C of G/F Garden at following units provided with aluminium framed sliding door finished with fluorocarbon coating and fitted with laminated tinted and clear glass, handle and lock:- <u>Tower 5</u> Master Ensuite at Unit B of G/F Living Room at Unit C of G/F
	Flat Roof Except the following units, Flat Roof is provided with aluminium framed folding door finished with fluorocarbon coating and fitted with laminated tinted and clear glass, handle and lock:- <u>Tower 1</u> Living Room and Dinning Room at Unit A of 19/F Master Ensuite at Unit B & C of 1/F Kitchen at Unit G of 1/F <u>Tower 2</u> Living Room at Unit A of 1/F Dining Room at Unit A of 19/F Master Ensuite at Unit A of 1/F Master Bedroom at Unit B & D of 1/F Kitchen at Unit D of 1/F Kitchen at Unit A of 19/F <u>Tower 3</u> Living Room at Unit B of 1/F Master Bedroom at Unit B, C & D of 1/F Kitchen at Unit C of 1/F <u>Tower 5</u> Master Bedroom at Unit B & C of 1/F Kitchen at Unit B of 1/F <u>Tower 6</u> Master Bedroom at Unit C of 1/F Kitchen at Unit B & C of 1/F

3. 室內裝置	
細項	描述
(a) 門	工作平台 選用氟化碳塗層鋁框掩門，配以有色及清夾層玻璃及門鎖。
	花園 除下列單位外，花園均選用氟化碳塗層鋁框折疊門，配以有色及清夾層玻璃及門鎖：- <u>第5座</u> 地下B單位之主人套房 地下C單位之客廳 下列單位的花園選用氟化碳塗層鋁框趟門，配以有色及清夾層玻璃及門鎖：- <u>第5座</u> 地下B單位之主人套房 地下C單位之客廳
	平台 除下列單位外，平台均選用氟化碳塗層鋁框折疊門，配以有色及清夾層玻璃及門鎖：- <u>第1座</u> 19樓A單位之客廳及飯廳 1樓B及C單位之主人套房 1樓G單位之廚房 <u>第2座</u> 1樓A單位之客廳 19樓A單位之飯廳 1樓A單位之主人套房 1樓B及D單位之主人睡房 1樓D單位之廚房 19樓A單位之廚房 <u>第3座</u> 1樓B單位之客廳 1樓B、C及D單位之主人睡房 1樓C單位之廚房 <u>第5座</u> 1樓B及C單位之主人睡房 1樓B單位之廚房 <u>第6座</u> 1樓C單位之主人睡房 1樓B及C單位之廚房

3. Interior fittings	
Item	Description
(a) Doors	Flat Roof at following units provided with aluminium framed sliding door finished with fluorocarbon coating and fitted with laminated tinted and clear glass, handle and lock:- <u>Tower 1</u> Living Room and Dinning Room at Unit A of 19/F <u>Tower 2</u> Living Room at Unit A of 1/F Dining Room at Unit A of 19/F <u>Tower 3</u> Living Room at Unit B of 1/F Flat Roof Flat Roof at following units provided with aluminium framed swing door finished with fluorocarbon coating fitted with laminated tinted and clear glass and lock:- <u>Tower 1</u> Master Ensuite at Unit B & C of 1/F Kitchen at Unit G of 1/F <u>Tower 2</u> Master Ensuite at Unit A of 1/F Master Bedroom at Unit B & D of 1/F Kitchen at Unit D of 1/F Kitchen at Unit A of 19/F <u>Tower 3</u> Master Bedroom at Unit B, C & D of 1/F Kitchen at Unit C of 1/F <u>Tower 5</u> Kitchen at Unit B of 1/F Master Bedroom at Unit B & C of 1/F <u>Tower 6</u> Master Bedroom at Unit C of 1/F Kitchen at Unit B & C of 1/F Roof Roof at following units provided with aluminium framed swing door finished with fluorocarbon coating fitted with laminated tinted and clear glass and lock:- <u>Tower 1</u> Unit A & B <u>Tower 2</u> Unit A

3. 室內裝置	
細項	描述
(a) 門	下列單位的平台選用氟化碳塗層鋁框趟門，配以有色及清夾層玻璃及門鎖：- <u>第1座</u> 19樓A單位之客廳及飯廳 <u>第2座</u> 1樓A單位之客廳 19樓A單位之飯廳 <u>第3座</u> 1樓B單位之客廳 平台 下列單位的平台選用氟化碳塗層鋁框掩門，配以有色及清夾層玻璃及門鎖。 <u>第1座</u> 1樓B及C單位之主人套房 1樓G單位之廚房 <u>第2座</u> 1樓A單位之主人套房 1樓B及D單位之主人睡房 1樓D單位之廚房 19樓A單位之廚房 <u>第3座</u> 1樓B、C及D單位之主人睡房 1樓C單位之廚房 <u>第5座</u> 1樓B及單位之廚房 1樓B及C單位之主人睡房 <u>第6座</u> 1樓C單位之主人睡房 1樓B及C單位之廚房 天台 下列單位的天台選用氟化碳塗層鋁框趟門，配以有色及清夾層玻璃及門鎖：- <u>第1座</u> A及B單位 <u>第2座</u> A單位

3. Interior fittings	
Item	Description
(a) Doors	Roof at following units provided with hollow core stainless steel swing door fitted with lock:- <u>Tower 1</u> Unit B, C and D <u>Tower 3</u> Unit A, B, C & G <u>Tower 5</u> Unit A, B, C, D & E <u>Tower 6</u> Unit B, C, D & E <u>Tower 7</u> Unit D & E
	Roof Roof at following units provided with hollow core stainless steel swing door fitted with vision panel and lock:- <u>Tower 1</u> Unit E <u>Tower 2</u> Unit B, C & D <u>Tower 3</u> Unit D, E, & F <u>Tower 6</u> Unit A <u>Tower 7</u> Unit A, B & C
	Wooden mirror cabinet and wooden vanity counter with natural stone countertop.
	Fittings and equipment include vitreous china wash basin with chrome-plated basin mixer, vitreous china water closet, chrome-plated towel bar and chrome-plated toilet paper holder. Please refer to item 6 for equipment.
	Copper pipes are used for cold and hot water supply system.
	Press steel bathtub (1500mm L X 700mm W X 420mm D) with chrome-plated bath mixer in bathrooms with bathtub.
	Tempered glass shower cubicle with chrome-plated shower mixer in bathrooms with shower cubicle.

3. 室內裝置	
細項	描述
(a) 門	下列單位的天台選用空心不銹鋼掩門，配以門鎖：- <u>第1座</u> B、C及D單位 <u>第3座</u> A、B、C及G單位 <u>第5座</u> A、B、C、D及E單位 <u>第6座</u> B、C、D及E單位 <u>第7座</u> D及E單位
	天台 下列單位的天台選用空心不銹鋼掩門，配以玻璃屏及門鎖：- <u>第1座</u> E單位 <u>第2座</u> B、C及D單位 <u>第3座</u> D、E及F單位 <u>第6座</u> A單位 <u>第7座</u> A、B及C單位
	裝設木鏡櫃及木面盆櫃連天然石檯面。
	裝置及設備包括：搪瓷洗手盆配鍍鉻水龍頭、搪瓷坐廁、鍍鉻毛巾架及鍍鉻廁紙架。設備請參考第6細項。
	冷熱水供水系統採用銅喉管。
	設有浴缸之浴室配備鋼板浴缸（1500毫米長 X 700毫米闊 X 420毫米深）及鍍鉻浴缸龍頭。
	設有淋浴間之浴室配備強化玻璃淋浴間及鍍鉻淋浴龍頭。

3. Interior fittings	
Item	Description
(c) Kitchen	Fitted with stainless steel sink with chrome-plated hot and cold water mixer. Kitchen cabinet in wooden fiber board finished with wood patterned melamine and high gloss acrylic laminate. Please refer to item 6 for equipment.
	Except the following units: <u>Tower 1</u> Unit A of 3/F, 5-12/F, 15-19/F and Unit B of 19/F
	<u>Tower 2</u> Unit A of 19/F
	<u>Tower 3</u> Unit A, B, C & D of G/F
	<u>Tower 5</u> Unit A, B & C of G/F
(d) Bedroom	For the above units: Fitted with stainless steel sink with chrome-plated hot and cold water mixer. Kitchen cabinet in wooden fiber board finished with wood veneer and high gloss lacquer. Please refer to item 6 for equipment.
	Copper pipes for cold and hot water supply system.
	Please refer to item 2(e) for the finishes of cooking bench.
	No fittings (except Tower 1, Unit A of 5/F, Tower 2, Unit A of 19/F, Tower 6, Unit B of 16/F and Tower 7, Unit A of 16/F).
	<u>Tower 2, Unit A of 19/F</u> Bedroom 1 Wooden wardrobe finished with lacquer paint, glass and stainless steel trimming, fitted with curtain track, fabric curtain, sheer track and sheer.
(d) Bedroom	Master Ensuite Wooden wardrobe finished with wood veneer, glass and stainless steel trimming, wooden headboard finished with wood veneer, wallpaper, vinyl and stainless steel trimming, wooden table finished with wood veneer, natural stone an stainless steel trimming, fitted with motorized curtain track, fabric curtain, sheer track and sheer.
	Bedroom 2 Wooden table finished with wood veneer, wooden bookshelves finished with wood veneer, fitted with curtain track, fabric curtain, sheer track and sheer.
	Bedroom 3 Wooden wardrobe finished with wood veneer and glass, fitted with curtain track, fabric curtain, sheer track and sheer.

3. 室內裝置	
細項	描述
(c) 廚房	裝設不銹鋼洗滌盆連鍍鉻冷熱水水龍頭。廚櫃組合以木纖維板連木紋膠板飾面及高光啞加力板飾面組成。設備請參考第6細項。
	以下單位除外： <u>第1座</u> 3樓、5-12樓及15-19樓A單位及19樓B單位
	<u>第2座</u> 19樓A單位
	<u>第3座</u> 地下A、B、C及D單位
	<u>第5座</u> 地下A、B及C單位
(d) 睡房	以上單位： 裝設不銹鋼洗滌盆連鍍鉻冷熱水水龍頭。廚櫃組合以木纖維板連木皮飾面及高光度漆油飾面組成。設備請參考第6細項。
	冷熱水供水系統採用銅喉管。
	灶台的裝修物料見第2(e)細項。
	沒有任何裝置（第1座5樓A單位、第2座19樓A單位、第6座16樓B單位及第7座16樓A單位除外）。
	<u>第2座19樓A單位</u> 睡房1 木製衣櫃配以手掃漆、玻璃飾面及不銹鋼裝飾邊，設有窗簾路軌、窗簾布、窗紗路軌及窗紗。
(d) 睡房	主人套房 木製衣櫃配以木皮、玻璃飾面及不銹鋼裝飾邊，木製床頭板配以木皮、牆紙、人造皮及不銹鋼裝飾邊，木製梳妝枱配以木皮、天然石飾面及不銹鋼裝飾邊，設有電動窗簾路軌、窗簾布、窗紗路軌及窗紗。
	睡房2 木製書枱配以木皮飾面，木製層架配以木皮飾面，設有窗簾路軌、窗簾布、窗紗路軌及窗紗。
	睡房3 木製衣櫃配以木皮及玻璃飾面，設有窗簾路軌、窗簾布、窗紗路軌及窗紗。

3. Interior fittings	
Item	Description
(d) Bedroom	<u>Tower 6, Unit B of 16/F and Tower 7, Unit A of 16/F</u> Bedroom 1 Wooden wardrobe finished with wood veneer, glass and stainless steel trimming, wooden table finished with natural stone and stainless steel trimming, fitted with curtain track, fabric curtain, sheer track and sheer.
	Master Bedroom (Tower 6, Unit B of 16/F) and Master Ensuite (Tower 7, Unit A of 16/F) Wooden wardrobe finished with wood veneer, glass and stainless steel trimming, wooden headboard (finished with wallpaper and stainless steel trimming for Tower 6, Unit B of 16/F; finished with vinyl and stainless steel trimming for Tower 7, Unit A of 16/F), wooden table finished with natural stone and stainless steel trimming, fitted with motorized curtain track, fabric curtain, sheer track and sheer.
	Bedroom 2 of Tower 7, Unit A of 16/F Wooden bookshelf finished with vinyl and stainless steel finish, wooden table finished with natural stone and stainless steel finish, fitted with curtain track, fabric curtain, sheer track and sheer.
	<u>Tower 1, Unit A of 5/F</u> Bedroom 1 Wooden wardrobe finished with wood veneer, glass and stainless steel trimming, wooden table finished with natural stone, wood veneer and stainless steel trimming, fitted with curtain track, fabric curtain, sheer track and sheer.
	Bedroom 2 Wooden wardrobe finished with wood veneer and glass, wooden table finished with wood veneer, fitted with curtain track, fabric curtain, sheer track and sheer.
(e) Telephone	Bedroom 3 Wooden bookshelf finished with glass, vinyl and stainless steel trimming, wooden table finished with natural stone, wood veneer and stainless steel trimming, fitted with curtain track, fabric curtain, sheer track and sheer.
	Master Ensuite Wooden wardrobe finished with wood veneer, glass and stainless steel trimming, wooden table finished with natural stone, paint and stainless steel trimming, fitted with motorized curtain track, fabric curtain, sheer track and sheer.
(f) Aerials	Telephone connection points are provided.
	For the location and number of connection points, please refer to the “Schedule of Mechanical & Electrical Provisions of Residential Units”.
	TV/FM outlets for local TV/FM radio programmes are provided.
	For the location and number of connection points, please refer to the “Schedule of Mechanical & Electrical Provisions of Residential Units”.

3. 室內裝置	
細項	描述
(d) 睡房	<u>第6座16樓B單位及第7座16樓A單位</u> 睡房1 木製衣櫃配以木皮、玻璃飾面及不銹鋼裝飾邊，木製枱配以天然石飾面及不銹鋼裝飾邊，設有窗簾路軌、窗簾布、窗紗路軌及窗紗。
	主人睡房（第6座16樓B單位）及主人套房（第7座16樓A單位） 木製衣櫃配以木皮、玻璃飾面及不銹鋼裝飾邊，木製床頭板（第6座16樓B單位：配以牆紙及不銹鋼裝飾邊；第7座16樓A單位：配以人造皮及不銹鋼裝飾邊），木製枱配以天然石飾面及不銹鋼裝飾邊，設有電動窗簾路軌、窗紗路軌、窗簾布及窗紗。
	第7座16樓A單位之睡房 2 木製書櫃配以人造皮及不銹鋼飾面，木製枱配以天然石飾面及不銹鋼飾面，設有窗簾路軌、窗簾布、窗紗路軌及窗紗。
	<u>第1座5樓A單位</u> 睡房1 木製衣櫃配以木皮、玻璃飾面及不銹鋼裝飾邊，木製枱配以天然石材飾面、木皮及不銹鋼裝飾邊，設有窗簾路軌、窗簾布、窗紗路軌及窗紗。
	睡房2 木製衣櫃配以木皮及玻璃飾面，木製枱配以木皮飾面，設有窗簾路軌、窗簾布、窗紗路軌及窗紗。
(e) 電話	睡房3 木製書櫃配以玻璃飾面、人造皮及不銹鋼裝飾邊，木製枱配以天然石材飾面、木皮及不銹鋼飾邊，設有窗簾路軌、窗簾布、窗紗路軌及窗紗。
	主人套房 木製衣櫃配以木皮、玻璃飾面及不銹鋼裝飾邊，木製枱配以天然石材飾面、油漆及不銹鋼裝飾邊，設有電動窗簾路軌、窗簾布、窗紗路軌及窗紗。
(f) 天線	裝設有電話接駁點。
	有關接駁點的位置及數目，請參閱「住宅單位機電裝置數量說明表」。
	裝設電視及電台插座，可接收本地電視及電台節目。
	有關接駁點的位置及數目，請參閱「住宅單位機電裝置數量說明表」。

3. Interior fittings	
Item	Description
(g) Electrical Installations	Three phase electricity supply with miniature circuit breakers distribution board are provided for units as below: <u>Tower 1</u> Unit C & G of 1-3/F, 5-12/F, 15-18/F Units B of 1-3/F, 5-12/F, 15-19/F Units A of 3/F, 5-12/F, 15-19/F <u>Tower 2</u> Unit A of 1-3/F, 5-12/F, 15-19/F <u>Tower 3</u> Units A, B, C & D of G/F Unit A of 1-3/F, 5-12/F, 15-19/F <u>Tower 5</u> Units A, B & C of G/F Units A, D & E of 1-3/F, 5-12/F, 15-19/F <u>Tower 6</u> Units A & D of 1-3/F, 5-12/F, 15-19/F <u>Tower 7</u> Units A, B & E of 1-3/F, 5-12/F, 15-19/F
	Single phase electricity supply with miniature circuit breakers distribution board are provided for other residential units.
	All conduits are concealed within concrete walls except those inside or enclosed by block wall, false ceiling and bulkhead.
	For the location, type and number of electrical fittings, power points and air conditioner points, please refer to the “Schedule of Mechanical & Electrical Provisions of Residential Units”.
(h) Gas Supply	Town gas supply pipes are provided and connected to gas hob and gas water heater.
(i) Washing Machine Connection Point	Water inlet connection point of a design of 15mm in diameter and water outlet connection point of a design of 40mm in diameter are provided for washing machine.
	For the location of connection points, please refer to the “Schedule of Mechanical & Electrical Provisions of Residential Units”.
(j) Water Supply	Copper pipes are used for cold and hot water supply system. UPVC pipes are used for flushing water system.
	Water pipes are concealed in part and exposed in part. Exposed water pipes are enclosed by false ceiling and bulkhead.
	Hot water is available.

3. 室內裝置	
細項	描述
(g) 電力裝置	下列單位提供三相電力配電箱並裝置有漏電斷路器： <br/ <u>第1座</u> 1至3樓、5至12樓及15至18樓C及G單位 1至3樓、5至12樓及15至19樓B單位 3樓、5至12樓及15至19樓A單位 <u>第2座</u> 1至3樓、5至12樓及15至19樓A單位 <u>第3座</u> 地下A、B、C及D單位 1至3樓、5至12樓及15至19樓A單位 <u>第5座</u> 地下A、B及C單位 1至3樓、5至12樓及15至19樓A、D及E單位 <u>第6座</u> 1至3樓、5至12樓及15至19樓A及D單位 <u>第7座</u> 1至3樓、5至12樓及15至19樓A、B及E單位 其他住宅單位提供單相電力配電箱並裝置有漏電斷路器。 除置於磚牆、假天花及假陣內或被磚牆、假天花及假陣掩蓋之導管為外露外，所有導管均隱藏於混凝土內。 有關供電附件、電插座及空調機接駁點的位置、類型及數目，請參閱「住宅單位機電裝置數量說明表」。
(h) 氣體供應	煤氣喉接駁煤氣煮食爐及煤氣熱水爐。
(i) 洗衣機接駁點	設有洗衣機來水接駁喉位(其設計為直徑15毫米)及去水接駁喉位(其設計為直徑40毫米)。
	有關接駁點的位置，請參考「住宅單位機電裝置數量說明表」。
(j) 供水	冷熱水供水系統採用銅喉管。沖水供水系統採用膠喉管。
	水管部分隱藏、部分外露。外露水管被假天花及假陣掩蓋。
	有熱水供應。

4. Miscellaneous

Item	Description																					
(a) Lifts	Residential Towers																					
	(i) 16 nos of “HITACHI” passenger lifts (model no. VFI-II-900-CO150) are provided.																					
	Floors served by tower lifts:																					
	<table><tr><th>Block Name</th><th>Lift No.</th><th>Floors Served</th></tr><tr><td>Tower 1</td><td>1, 2, 3</td><td>B1/F, G/F, 1-3/F, 5-12/F, 15-19/F</td></tr><tr><td>Tower 2</td><td>4, 5, 6</td><td>B1/F, G/F, 1-3/F, 5-12/F, 15-19/F</td></tr><tr><td>Tower 3</td><td>7, 8</td><td>B1/F, G/F, 1-3/F, 5-12/F, 15-19/F</td></tr><tr><td>Tower 5</td><td>9, 10, 11</td><td>B1/F, G/F, 1-3/F, 5-12/F, 15-19/F</td></tr><tr><td>Tower 6</td><td>12, 13, 14</td><td>B1/F, G/F, 1-3/F, 5-12/F, 15-19/F</td></tr><tr><td>Tower 7</td><td>15, 16</td><td>B1/F, G/F, 1-3/F, 5-12/F, 15-19/F</td></tr></table>	Block Name	Lift No.	Floors Served	Tower 1	1, 2, 3	B1/F, G/F, 1-3/F, 5-12/F, 15-19/F	Tower 2	4, 5, 6	B1/F, G/F, 1-3/F, 5-12/F, 15-19/F	Tower 3	7, 8	B1/F, G/F, 1-3/F, 5-12/F, 15-19/F	Tower 5	9, 10, 11	B1/F, G/F, 1-3/F, 5-12/F, 15-19/F	Tower 6	12, 13, 14	B1/F, G/F, 1-3/F, 5-12/F, 15-19/F	Tower 7	15, 16	B1/F, G/F, 1-3/F, 5-12/F, 15-19/F
	Block Name	Lift No.	Floors Served																			
	Tower 1	1, 2, 3	B1/F, G/F, 1-3/F, 5-12/F, 15-19/F																			
	Tower 2	4, 5, 6	B1/F, G/F, 1-3/F, 5-12/F, 15-19/F																			
	Tower 3	7, 8	B1/F, G/F, 1-3/F, 5-12/F, 15-19/F																			
	Tower 5	9, 10, 11	B1/F, G/F, 1-3/F, 5-12/F, 15-19/F																			
	Tower 6	12, 13, 14	B1/F, G/F, 1-3/F, 5-12/F, 15-19/F																			
Tower 7	15, 16	B1/F, G/F, 1-3/F, 5-12/F, 15-19/F																				
Clubhouse																						
(i) 2 nos of “HITACHI” passenger lifts are provided.																						
Floors served by clubhouse lifts:																						
<table><tr><th>Lift No.</th><th>Model No.</th><th>Floors Served</th></tr><tr><td>17</td><td>OUG-900-CO60</td><td>B1/F & G/F</td></tr><tr><td>18</td><td>OUG-900-CO90</td><td>B2/F, B1/F & G/F</td></tr></table>	Lift No.	Model No.	Floors Served	17	OUG-900-CO60	B1/F & G/F	18	OUG-900-CO90	B2/F, B1/F & G/F													
Lift No.	Model No.	Floors Served																				
17	OUG-900-CO60	B1/F & G/F																				
18	OUG-900-CO90	B2/F, B1/F & G/F																				
(b) Letter Box	Stainless steel letter box with smart card access control.																					
(c) Refuse Collection	Refuse storage and material recovery room is provided in the common area of each residential floor of towers. Refuse storage and material recovery chamber is provided at G/F for collection and removal of refuse by cleaners.																					
(d) Water Meter, Electricity Meter and Gas Meter	Separate water meter for individual residential unit is provided in water meter cabinet on each residential floor of towers. Separate electricity meter for individual residential unit is provided in electrical meter room on each residential floor of tower. Separate gas meter is provided in the kitchen of individual residential property.																					

4. 雜項

細項	描述																					
(a) 升降機	大廈																					
	(i) 設有16部「日立」牌載客升降機（型號：VFI-II-900-CO150）。																					
	大廈升降機到達的樓層																					
	<table><tr><th>大廈名稱</th><th>升降機編號</th><th>升降機服務之樓層</th></tr><tr><td>第1座</td><td>1, 2, 3</td><td>地庫1、地下、1至3樓、5至12樓及15至19樓</td></tr><tr><td>第2座</td><td>4, 5, 6</td><td>地庫1、地下、1至3樓、5至12樓及15至19樓</td></tr><tr><td>第3座</td><td>7, 8</td><td>地庫1、地下、1至3樓、5至12樓及15至19樓</td></tr><tr><td>第5座</td><td>9, 10, 11</td><td>地庫1、地下、1至3樓、5至12樓及15至19樓</td></tr><tr><td>第6座</td><td>12, 13, 14</td><td>地庫1、地下、1至3樓、5至12樓及15至19樓</td></tr><tr><td>第7座</td><td>15, 16</td><td>地庫1、地下、1至3樓、5至12樓及15至19樓</td></tr></table>	大廈名稱	升降機編號	升降機服務之樓層	第1座	1, 2, 3	地庫1、地下、1至3樓、5至12樓及15至19樓	第2座	4, 5, 6	地庫1、地下、1至3樓、5至12樓及15至19樓	第3座	7, 8	地庫1、地下、1至3樓、5至12樓及15至19樓	第5座	9, 10, 11	地庫1、地下、1至3樓、5至12樓及15至19樓	第6座	12, 13, 14	地庫1、地下、1至3樓、5至12樓及15至19樓	第7座	15, 16	地庫1、地下、1至3樓、5至12樓及15至19樓
	大廈名稱	升降機編號	升降機服務之樓層																			
	第1座	1, 2, 3	地庫1、地下、1至3樓、5至12樓及15至19樓																			
	第2座	4, 5, 6	地庫1、地下、1至3樓、5至12樓及15至19樓																			
	第3座	7, 8	地庫1、地下、1至3樓、5至12樓及15至19樓																			
	第5座	9, 10, 11	地庫1、地下、1至3樓、5至12樓及15至19樓																			
	第6座	12, 13, 14	地庫1、地下、1至3樓、5至12樓及15至19樓																			
第7座	15, 16	地庫1、地下、1至3樓、5至12樓及15至19樓																				
會所																						
(i) 設有2部「日立」牌載客升降機。																						
會所升降機到達的樓層																						
<table><tr><th>升降機編號</th><th>型號</th><th>升降機服務之樓層</th></tr><tr><td>17</td><td>OUG-900-CO60</td><td>地庫1樓及地下</td></tr><tr><td>18</td><td>OUG-900-CO90</td><td>地庫2樓、地庫1樓及地下</td></tr></table>	升降機編號	型號	升降機服務之樓層	17	OUG-900-CO60	地庫1樓及地下	18	OUG-900-CO90	地庫2樓、地庫1樓及地下													
升降機編號	型號	升降機服務之樓層																				
17	OUG-900-CO60	地庫1樓及地下																				
18	OUG-900-CO90	地庫2樓、地庫1樓及地下																				
(b) 信箱	不銹鋼信箱配以智能卡控制信箱門開啟。																					
(c) 垃圾收集	垃圾及物料回收室位於大廈每層住宅樓層之公用地方。垃圾收集及物料回收房設於地下。垃圾由清潔工人收集及運走。																					
(d) 水錶、電錶及氣體錶	每戶住宅單位之獨立水錶安裝於大廈每層住宅樓層之水錶箱內。每戶住宅單位之獨立電錶安裝於大廈每層住宅樓層之電錶房內。每戶住宅單位之廚房內提供獨立煤氣錶。																					

5. Security facilities	
Item	Description
	CCTV cameras are provided at entrances of the development, main entrance lobbies of each residential tower, landscaped area, clubhouse, carpark, basement lift lobbies and lift cars and connected to the office accommodation for watchman and caretaker. Each residential unit is equipped with a portable home automation pad adjacent to main entrance door.
	Smart card readers for access control are provided at entrances of the development, main entrance lobbies, carpark lift lobbies, clubhouse entrance and inside lift cars.

6. Appliances

Item	Description
	For brand name and model number of appliances, please refer to the “Appliances Schedule”.

In relation to item 4(a) and 6 in the Development specified in the above table, the vendor undertakes that if lifts or appliances of the specified brand name or model number are not installed in the Development, lifts or appliances of comparable quality will be installed.

5. 保安設施	
細項	描述
	發展項目之入口、每座入口大堂、園景區、會所、停車場、地庫升降機大堂及升降機內均裝設閉路電視接駁到保安人員辦事處。每個住宅單位大門旁均裝設手提家居智能控制器。發展項目之入口，住宅入口大堂，停車場升降機大堂，會所入口及升降機內均裝有智能卡讀卡器。

6. 設備

細項	描述
	有關設備的品牌名稱及型號，請參考「設備說明表」。

有關於發展項目在上述列表所指明之第4(a)及第6細項，賣方承諾如發展項目中沒有安裝指明的品牌名稱或產品型號的升降機或設備，便會安裝品質相若的升降機或設備。

Schedule of Mechanical & Electrical Provisions of Residential Units																																						
住宅單位機電裝置數量說明表																																						
Location 位置	Description 描述	Tower 1 第1座																	Tower 2 第2座																			
		3/F, 6-12/F & 15-18/F 3樓、6至12樓 及15至18樓	5/F 5樓	1/F 1樓					2-3/F, 5-12/F & 15-18/F 2至3樓、5至12樓 及15至18樓					19/F 19樓					1/F 1樓						2-3/F, 5-12/F & 15-18/F 2至3樓、5至12樓 及15至18樓						19/F 19樓							
		A	A	B	C	D	E	F	G	B	C	D	E	F	G	A	B	C	D	E	A	B	C	D	E	F	A	B	C	D	E	F	A	B	C	D		
Main Entrance 大門入口	Door Bell Push Button 門鈴按鈕	1	1	1	1	1	1	1	1	1	1	1	1	1	1	1	1	1	1	1	1	1	1	1	1	1	1	1	1	1	1	1	1	1	1	1	1	
Dining Room 飯廳	13A Twin Socket Outlet 雙位電插座	1	1	1	1	1	1	1	1	1	1	1	1	1	2	3	1	1	1	1	1	1	1	1	1	1	1	1	1	2	1	1	1	1	1	1		
	TV/FM Outlet 電視及電台插座	—	—	—	—	—	—	—	—	—	—	—	—	—	—	1	—	—	—	—	—	—	—	—	—	—	—	—	—	—	—	—	—	1	—	—	—	
	Telephone Outlet 電話插座	—	—	—	—	—	—	—	—	—	—	—	—	—	—	1	—	—	—	—	—	—	—	—	—	—	—	—	—	—	—	—	1	—	—	—		
	Fiber Outlet 光纖插座	—	—	—	—	—	—	—	—	—	—	—	—	—	—	—	—	—	—	—	—	—	—	—	—	—	—	—	—	—	—	1	—	—	—			
	Double Pole Switch 雙極開關掣	—	—	—	—	1	2	1	1	—	—	1	2	1	1	3	1	1	2	1	1	2	—	2	1	—	1	2	—	2	1	—	3	2	1	—		
	Fused Spur Unit 接線位連保險絲	—	—	—	—	—	—	—	—	—	—	—	—	—	—	2	2	—	—	—	—	—	—	—	—	—	—	—	—	—	—	2	—	—	—			
	Lighting Point 燈位	2	6	2	2	2	2	2	2	2	2	2	2	2	2	1	1	2	2	2	2	2	1	2	2	2	2	2	2	2	1	1	2	2	18	1	2	2
	Lighting Switch 燈掣	2	2	2	2	3	4	3	3	2	2	3	4	3	3	2	2	3	4	3	3	4	2	3	3	4	3	4	2	3	3	4	2	3	3	4		
	Electric Curtain Switch 電動窗簾掣	—	—	—	—	—	—	—	—	—	—	—	—	—	—	1	1	—	—	—	—	—	—	—	—	—	—	—	—	—	—	2	—	—	—			
	Portable Home Automation Pad 手提家居智能控制器	1	1	1	1	1	1	1	1	1	1	1	1	1	1	1	—	1	1	1	1	1	1	1	1	1	1	1	1	1	1	1	1	1	—	1	1	1
	Corridor Lighting Point 走廊燈位	—	—	—	—	—	—	—	—	—	—	—	—	—	—	3	—	—	—	—	—	—	—	—	—	—	—	—	—	—	—	—	6	—	—	—		
	Corridor Lighting Switch 走廊燈掣	—	—	—	—	—	—	—	—	—	—	—	—	—	—	3	—	—	—	—	—	—	—	—	—	—	—	—	—	—	—	—	5	—	—	—		
	Corridor Double Pole Switch 走廊雙極開關掣	—	—	—	—	—	—	—	—	—	—	—	—	—	—	—	—	—	—	—	—	—	—	—	—	—	—	—	—	—	—	1	—	—	—			
	Corridor 13A Single Socket Outlet 走廊單位電插座	—	—	—	—	—	—	—	—	—	—	—	—	—	—	1	—	—	—	—	—	—	—	—	—	—	—	—	—	—	—	—	—	—	—	—		

Schedule of Mechanical & Electrical Provisions of Residential Units																																					
住宅單位機電裝置數量說明表																																					
Location 位置	Description 描述	Tower 1 第1座																	Tower 2 第2座																		
		3/F, 6-12/F & 15-18/F 3樓、6至12樓 及15至18樓	5/F 5樓	1/F 1樓						2-3/F, 5-12/F & 15-18/F 2至3樓、5至12樓 及15至18樓						19/F 19樓					1/F 1樓						2-3/F, 5-12/F & 15-18/F 2至3樓、5至12樓 及15至18樓						19/F 19樓				
		A	A	B	C	D	E	F	G	B	C	D	E	F	G	A	B	C	D	E	A	B	C	D	E	F	A	B	C	D	E	F	A	B	C	D	
Living Room / Corridor 客廳 / 走廊	13A Single Socket Outlet 單位電插座	1	2	1	1	—	—	—	1	1	1	—	—	—	1	1	—	—	—	—	1	—	—	—	—	—	1	—	—	—	—	—	—	—	—	—	—
	13A Twin Socket Outlet 雙位電插座	4	3	4	4	4	4	4	4	4	4	4	4	4	4	3	2	4	4	4	4	4	4	4	4	4	4	4	4	4	4	4	3	4	4	4	
	TV/FM Outlet 電視及電台插座	2	2	2	2	2	2	2	2	2	2	2	2	2	2	2	1	2	2	2	2	2	2	2	2	2	2	2	2	2	2	1	2	2	2		
	Telephone Outlet 電話插座	2	2	2	2	2	2	2	2	2	2	2	2	2	2	2	1	2	2	2	2	2	2	2	2	2	2	2	2	2	2	1	2	2	2		
	Fiber Outlet 光纖插座	1	1	1	1	1	1	1	1	1	1	1	1	1	1	1	1	1	1	1	1	1	1	1	1	1	1	1	1	1	1	—	1	1	1		
	Double Pole Switch 雙極開關掣	4	4	3	3	2	1	2	2	3	3	2	1	2	2	2	5	2	1	2	2	1	2	1	2	2	2	1	2	1	2	2	1	1	2	2	
	Fused Spur Unit 接線位連保險絲	1	1	1	1	1	1	1	1	1	1	1	1	1	1	2	2	1	1	1	1	1	1	1	1	1	1	1	1	1	1	1	1	1	1		
	Lighting Point 燈位	2	11	2	2	2	2	2	2	2	2	2	2	2	2	2	5	2	2	2	2	2	1	2	2	1	2	2	1	2	2	1	17	2	2	1	
	Lighting Switch 燈掣	6	6	6	6	5	3	4	5	6	6	5	3	4	5	5	9	5	3	4	5	3	2	3	4	2	5	3	2	3	4	2	5	3	4	2	
	Electric Curtain Switch 電動窗簾掣	1	1	1	1	1	1	1	1	1	1	1	1	1	1	1	1	1	1	1	1	1	1	1	1	1	1	1	1	1	1	1	1	1	1	1	
Portable Home Automation Pad 手提家居智能控制器	—	—	—	—	—	—	—	—	—	—	—	—	—	—	—	1	—	—	—	—	—	—	—	—	—	—	—	—	—	—	—	1	—	—	—		
Master Ensuite / Master Bedroom 主人套房 / 主人睡房	13A Twin Socket Outlet 雙位電插座	3	4	3	3	3	3	3	3	3	3	3	3	3	3	5	5	3	3	3	3	3	—	3	3	—	3	3	—	3	3	—	4	3	3	—	
	TV/FM Outlet 電視及電台插座	2	2	2	2	2	2	2	2	2	2	2	2	2	2	2	2	2	2	2	2	2	—	2	2	—	2	2	—	2	2	—	1	2	2	—	
	Telephone Outlet 電話插座	2	2	2	2	2	2	2	2	2	2	2	2	2	2	2	2	2	2	2	2	2	—	2	2	—	2	2	—	2	2	—	1	2	2	—	

Schedule of Mechanical & Electrical Provisions of Residential Units																																				
住宅單位機電裝置數量說明表																																				
Location 位置	Description 描述	Tower 1 第1座																	Tower 2 第2座																	
		3/F, 6-12/F & 15-18/F 3樓、6至12樓 及15至18樓	5/F 5樓	1/F 1樓					2-3/F, 5-12/F & 15-18/F 2至3樓、5至12樓 及15至18樓					19/F 19樓					1/F 1樓					2-3/F, 5-12/F & 15-18/F 2至3樓、5至12樓 及15至18樓					19/F 19樓							
		A	A	B	C	D	E	F	G	B	C	D	E	F	G	A	B	C	D	E	A	B	C	D	E	F	A	B	C	D	E	F	A	B	C	D
Master Ensuite / Master Bedroom 主人套房 / 主人睡房	Double Pole Switch 雙極開關掣	2	2	2	2	1	1	1	2	2	2	1	1	1	2	2	2	1	1	1	2	1	—	1	1	—	2	1	—	1	1	—	2	1	1	—
	Fused Spur Unit 接線位連保險絲	1	1	1	1	1	1	1	1	1	1	1	1	1	1	3	3	1	1	1	1	1	—	1	1	—	1	1	—	1	1	1	—			
	Lighting Point 燈位	2	14	2	2	1	2	2	2	2	2	1	2	2	2	3	3	1	2	2	2	2	—	2	2	—	2	2	—	2	2	—	19	2	2	—
	Lighting Switch 燈掣	3	3	4	4	2	2	2	3	3	3	2	2	2	3	5	5	2	2	2	4	3	—	3	2	—	3	2	—	2	2	—	5	2	2	—
	Electric Curtain Switch 電動窗簾掣	1	1	1	1	1	1	1	1	1	1	1	1	1	1	2	2	1	1	1	1	1	—	1	1	—	1	1	—	1	1	1	—			
Bedroom 1 睡房 1	13A Twin Socket Outlet 雙位電插座	2	2	2	2	2	2	2	2	2	2	2	2	2	3	2	2	2	2	2	2	3	2	2	3	2	2	3	2	2	3	2	2	2	3	
	TV/FM Outlet 電視及電台插座	1	1	1	1	1	1	1	1	1	1	1	1	1	1	1	1	1	1	1	1	2	1	1	2	1	1	2	1	1	2	1	1	1	2	
	Telephone Outlet 電話插座	1	1	1	1	1	1	1	1	1	1	1	1	1	1	1	1	1	1	1	1	2	1	1	2	1	1	2	1	1	2	1	1	1	2	
	Double Pole Switch 雙極開關掣	1	1	1	1	1	1	1	1	1	1	1	1	1	1	2	1	1	1	1	1	1	2	1	1	2	1	1	2	1	1	1	2			
	Fused Spur Unit 接線位連保險絲	1	1	1	1	1	1	1	1	1	1	1	1	1	1	2	2	1	1	1	1	1	1	1	1	1	1	1	1	1	1	1	1	1		
	Lighting Point 燈位	1	6	1	1	1	1	1	1	1	1	1	1	1	1	1	1	1	1	1	1	1	1	1	1	1	1	1	1	1	5	1	1	1		
	Lighting Switch 燈掣	1	1	1	1	1	1	1	1	1	1	1	1	1	1	3	1	1	1	1	1	1	3	1	1	3	1	1	3	1	1	1	3			
	Electric Curtain Switch 電動窗簾掣	1	1	1	1	1	1	1	1	1	1	1	1	1	1	1	1	1	1	1	1	1	1	1	1	1	1	1	1	1	1	1	1	1		

Schedule of Mechanical & Electrical Provisions of Residential Units																																				
住宅單位機電裝置數量說明表																																				
Location 位置	Description 描述	Tower 1 第1座																		Tower 2 第2座																
		3/F, 6-12/F & 15-18/F 3樓、6至12樓 及15至18樓	5/F 5樓	1/F 1樓						2-3/F, 5-12/F & 15-18/F 2至3樓、5至12樓 及15至18樓						19/F 19樓					1/F 1樓						2-3/F, 5-12/F & 15-18/F 2至3樓、5至12樓 及15至18樓						19/F 19樓			
		A	A	B	C	D	E	F	G	B	C	D	E	F	G	A	B	C	D	E	A	B	C	D	E	F	A	B	C	D	E	F	A	B	C	D
Bedroom 2 睡房 2	13A Twin Socket Outlet 雙位電插座	2	2	2	2	—	—	—	2	2	2	—	—	—	2	2	2	—	—	—	2	—	—	—	—	—	2	—	—	—	—	—	2	—	—	—
	TV/FM Outlet 電視及電台插座	1	1	1	1	—	—	—	1	1	1	—	—	—	1	1	1	—	—	—	1	—	—	—	—	—	1	—	—	—	—	—	1	—	—	—
	Telephone Outlet 電話插座	1	1	1	1	—	—	—	1	1	1	—	—	—	1	1	1	—	—	—	1	—	—	—	—	—	1	—	—	—	—	—	1	—	—	—
	Double Pole Switch 雙極開關掣	1	1	1	1	—	—	—	1	1	1	—	—	—	1	1	1	—	—	—	1	—	—	—	—	—	1	—	—	—	—	—	1	—	—	—
	Fused Spur Unit 接線位連保險絲	1	1	1	1	—	—	—	1	1	1	—	—	—	1	2	2	—	—	—	1	—	—	—	—	—	1	—	—	—	—	—	1	—	—	—
	Lighting Point 燈位	1	5	1	1	—	—	—	1	1	1	—	—	—	1	1	1	—	—	—	1	—	—	—	—	—	1	—	—	—	—	—	3	—	—	—
	Lighting Switch 燈掣	1	1	1	1	—	—	—	1	1	1	—	—	—	1	1	1	—	—	—	1	—	—	—	—	—	1	—	—	—	—	—	1	—	—	—
	Electric Curtain Switch 電動窗簾掣	1	1	1	1	—	—	—	1	1	1	—	—	—	1	1	1	—	—	—	1	—	—	—	—	—	1	—	—	—	—	—	1	—	—	—
Bedroom 3 睡房 3	13A Twin Socket Outlet 雙位電插座	2	2	—	—	—	—	—	—	—	—	—	—	—	—	2	3	—	—	—	—	—	—	—	—	—	—	—	—	—	—	—	2	—	—	—
	TV/FM Outlet 電視及電台插座	1	1	—	—	—	—	—	—	—	—	—	—	—	—	1	1	—	—	—	—	—	—	—	—	—	—	—	—	—	—	—	1	—	—	—
	Telephone Outlet 電話插座	1	1	—	—	—	—	—	—	—	—	—	—	—	—	1	1	—	—	—	—	—	—	—	—	—	—	—	—	—	—	—	1	—	—	—
	Double Pole Switch 雙極開關掣	1	1	—	—	—	—	—	—	—	—	—	—	—	—	2	2	—	—	—	—	—	—	—	—	—	—	—	—	—	—	—	1	—	—	—
	Fused Spur Unit 接線位連保險絲	1	1	—	—	—	—	—	—	—	—	—	—	—	—	2	2	—	—	—	—	—	—	—	—	—	—	—	—	—	—	—	1	—	—	—
	Lighting Point 燈位	1	8	—	—	—	—	—	—	—	—	—	—	—	—	2	2	—	—	—	—	—	—	—	—	—	—	—	—	—	—	—	7	—	—	—

Schedule of Mechanical & Electrical Provisions of Residential Units
住宅單位機電裝置數量說明表

Location 位置	Description 描述	Tower 1 第1座																	Tower 2 第2座																			
		3/F, 6-12/F & 15-18/F 3樓、6至12樓 及15至18樓	5/F 5樓	1/F 1樓							2-3/F, 5-12/F & 15-18/F 2至3樓、5至12樓 及15至18樓							19/F 19樓					1/F 1樓						2-3/F, 5-12/F & 15-18/F 2至3樓、5至12樓 及15至18樓						19/F 19樓			
		A	A	B	C	D	E	F	G	B	C	D	E	F	G	A	B	C	D	E	A	B	C	D	E	F	A	B	C	D	E	F	A	B	C	D		
Bedroom 3 睡房 3	Lighting Switch 燈掣	1	1	-	-	-	-	-	-	-	-	-	-	-	2	2	-	-	-	-	-	-	-	-	-	-	-	-	-	-	-	-	1	-	-	-		
	Electric Curtain Switch 電動窗簾掣	1	1	-	-	-	-	-	-	-	-	-	-	-	1	1	-	-	-	-	-	-	-	-	-	-	-	-	-	-	-	1	-	-	-			
Utility Room / Store Room 工作間 / 儲物房	13A Single Socket Outlet 單位電插座	-	1	-	-	-	-	-	-	-	-	-	-	-	-	-	-	-	-	-	-	-	-	-	-	-	-	-	-	-	-	-	-	-	-			
	13A Twin Socket Outlet 雙位電插座	1	-	-	-	-	-	1	-	-	-	-	-	1	-	1	1	-	-	1	-	-	-	-	-	-	-	-	-	-	1	-	-	-				
	Double Pole Switch 雙極開關掣	2	2	-	-	-	-	1	-	-	-	-	-	1	-	2	2	-	-	1	-	-	-	-	-	-	-	-	-	-	2	-	-	-				
	Fused Spur Unit 接線位連保險絲	-	-	-	-	-	-	-	-	-	-	-	-	-	-	1	1	-	-	-	-	-	-	-	-	-	-	-	-	-	-	-	-	-				
	Lighting Point 燈位	1	1	-	-	-	-	1	-	-	-	-	-	1	-	1	1	-	-	1	-	-	-	-	-	-	-	-	-	-	1	-	-	-				
	Lighting Switch 燈掣	2	2	-	-	-	-	1	-	-	-	-	-	1	-	2	2	-	-	1	-	-	-	-	-	-	-	-	-	-	2	-	-	-				
	Miniature Circuit Breakers Board 總電掣箱	1	1	-	-	-	-	1	-	-	-	-	-	1	-	1	1	-	-	1	-	-	-	-	-	-	-	-	-	-	1	-	-	-				
Master Bathroom 主人浴室	13A Single Socket Outlet 單位電插座	2	2	2	2	-	-	-	2	2	2	-	-	-	2	2	2	-	-	-	2	-	-	-	-	-	2	-	-	-	-	-	2	-	-	-		
	Fused Spur Unit 接線位連保險絲	-	-	1	-	-	-	-	-	1	-	-	-	-	-	-	1	-	-	-	-	-	-	-	-	-	-	-	-	-	-	-	-	-	-			
	Double Pole Switch 雙極開關掣	1	1	1	1	-	-	-	1	1	1	-	-	-	1	1	1	-	-	-	1	-	-	-	-	-	1	-	-	-	-	-	1	-	-	-		
	Lighting Point 燈位	5	5	4	4	-	-	-	4	4	4	-	-	-	4	4	5	-	-	-	4	-	-	-	-	-	4	-	-	-	-	-	5	-	-	-		
	Town Gas Water Heater Remote Control 煤氣熱水爐溫度控制器	1	1	1	1	-	-	-	1	1	1	-	-	-	1	1	1	-	-	-	1	-	-	-	-	-	1	-	-	-	-	-	1	-	-	-		

Schedule of Mechanical & Electrical Provisions of Residential Units																																				
住宅單位機電裝置數量說明表																																				
Location 位置	Description 描述	Tower 1 第1座																Tower 2 第2座																		
		3/F, 6-12/F & 15-18/F 3樓、6至12樓 及15至18樓	5/F 5樓	1/F 1樓						2-3/F, 5-12/F & 15-18/F 2至3樓、5至12樓 及15至18樓						19/F 19樓					1/F 1樓						2-3/F, 5-12/F & 15-18/F 2至3樓、5至12樓 及15至18樓						19/F 19樓			
		A	A	B	C	D	E	F	G	B	C	D	E	F	G	A	B	C	D	E	A	B	C	D	E	F	A	B	C	D	E	F	A	B	C	D
Bathroom / Bathroom 1 浴室 / 浴室1	13A Single Socket Outlet 單位電插座	2	2	2	2	2	2	2	2	2	2	2	2	2	2	2	2	2	2	2	2	2	2	2	2	2	2	2	2	2	2	2	2	2	2	2
	Fused Spur Unit 接線位連保險絲	1	1	1	—	—	1	1	1	1	—	—	1	1	1	1	1	—	1	1	—	—	1	1	1	—	—	—	1	1	1	—	1	1	1	—
	Double Pole Switch 雙極開關掣	1	1	1	1	1	1	1	1	1	1	1	1	1	1	1	1	1	1	1	1	1	1	1	1	1	1	1	1	1	1	1	1	1	1	
	Lighting Point 燈位	4	4	4	4	4	4	4	4	4	4	4	4	4	4	4	4	4	4	4	4	4	4	4	4	4	4	4	4	4	4	4	4	4	4	
	Town Gas Water Heater Remote Control 煤氣熱水爐溫度控制器	1	1	1	1	1	1	1	1	1	1	1	1	1	1	1	1	1	1	1	1	1	1	1	1	1	1	1	1	1	1	1	1	1	1	
Bathroom 2 浴室2	13A Single Socket Outlet 單位電插座	—	—	—	—	—	—	—	—	—	—	—	—	—	2	2	—	—	—	—	—	—	—	—	—	—	—	—	—	—	—	—	—	—	—	—
	Fused Spur Unit 接線位連保險絲	—	—	—	—	—	—	—	—	—	—	—	—	—	—	—	—	—	—	—	—	—	—	—	—	—	—	—	—	—	—	—	—	—	—	
	Double Pole Switch 雙極開關掣	—	—	—	—	—	—	—	—	—	—	—	—	—	1	1	—	—	—	—	—	—	—	—	—	—	—	—	—	—	—	—	—	—	—	
	Lighting Point 燈位	—	—	—	—	—	—	—	—	—	—	—	—	—	4	4	—	—	—	—	—	—	—	—	—	—	—	—	—	—	—	—	—	—	—	
	Town Gas Water Heater Remote Control 煤氣熱水爐溫度控制器	—	—	—	—	—	—	—	—	—	—	—	—	—	1	1	—	—	—	—	—	—	—	—	—	—	—	—	—	—	—	—	—	—	—	
Bath 3 浴室3	13A Single Socket Outlet 單位電插座	—	—	—	—	—	—	—	—	—	—	—	—	—	2	—	—	—	—	—	—	—	—	—	—	—	—	—	—	—	—	—	—	—	—	—
	Fused Spur Unit 接線位連保險絲	—	—	—	—	—	—	—	—	—	—	—	—	—	1	—	—	—	—	—	—	—	—	—	—	—	—	—	—	—	—	—	—	—	—	
	Double Pole Switch 雙極開關掣	—	—	—	—	—	—	—	—	—	—	—	—	—	1	—	—	—	—	—	—	—	—	—	—	—	—	—	—	—	—	—	—	—	—	
	Lighting Point 燈位	—	—	—	—	—	—	—	—	—	—	—	—	—	4	—	—	—	—	—	—	—	—	—	—	—	—	—	—	—	—	—	—	—	—	

Schedule of Mechanical & Electrical Provisions of Residential Units																																					
住宅單位機電裝置數量說明表																																					
Location 位置	Description 描述	Tower 1 第1座																	Tower 2 第2座																		
		3/F, 6-12/F & 15-18/F 3樓、6至12樓 及15至18樓	5/F 5樓	1/F 1樓						2-3/F, 5-12/F & 15-18/F 2至3樓、5至12樓 及15至18樓						19/F 19樓					1/F 1樓						2-3/F, 5-12/F & 15-18/F 2至3樓、5至12樓 及15至18樓						19/F 19樓				
		A	A	B	C	D	E	F	G	B	C	D	E	F	G	A	B	C	D	E	A	B	C	D	E	F	A	B	C	D	E	F	A	B	C	D	
Bath 3 浴室3	Town Gas Water Heater Remote Control 煤氣熱水爐溫度控制器	—	—	—	—	—	—	—	—	—	—	—	—	—	—	1	—	—	—	—	—	—	—	—	—	—	—	—	—	—	—	—	—	—	—	—	—
Restroom / Restroom 1 洗手間 / 洗手間 1	13A Single Socket Outlet 單位電插座	—	—	—	—	—	—	—	—	—	—	—	—	—	—	—	2	—	—	—	—	—	—	—	—	—	—	—	—	—	—	—	—	—	—	—	—
	Fused Spur Unit 接線位連保險絲	1	1	—	—	—	—	—	—	—	—	—	—	—	—	1	1	—	—	—	—	—	—	—	—	—	—	—	—	—	—	1	—	—	—	—	
	Lighting Point 燈位	1	1	—	—	—	—	—	—	—	—	—	—	—	—	1	3	—	—	—	—	—	—	—	—	—	—	—	—	—	—	1	—	—	—	—	
Restroom 2 洗手間 2	13A Single Socket Outlet 單位電插座	—	—	—	—	—	—	—	—	—	—	—	—	—	—	—	1	—	—	—	—	—	—	—	—	—	—	—	—	—	—	3	—	—	—	—	
	Fused Spur Unit 接線位連保險絲	—	—	—	—	—	—	—	—	—	—	—	—	—	—	—	1	—	—	—	—	—	—	—	—	—	—	—	—	—	—	1	—	—	—	—	
	Lighting Point 燈位	—	—	—	—	—	—	—	—	—	—	—	—	—	—	—	1	—	—	—	—	—	—	—	—	—	—	—	—	—	—	3	—	—	—	—	
Kitchen 廚房	13A Single Socket Outlet connected with kitchen appliances 單位電插座（已接駁廚房設備）	5	5	6	6	4	6	6	4	6	6	4	6	6	4	10	10	4	6	6	4	4	4	4	4	4	4	4	4	4	10	4	4	4	4		
	13A Twin Socket Outlet connected with kitchen appliances 雙位電插座（已接駁廚房設備）	1	1	—	—	1	—	—	1	—	—	1	—	—	1	—	—	1	—	—	1	1	1	1	1	1	1	1	1	1	—	1	1	1	1		
	Fused Spur Unit 接線位連保險絲	6	6	5	5	5	5	5	5	5	5	5	5	5	5	6	6	5	5	5	5	5	5	5	5	5	5	5	5	5	6	5	5	5	5		
	13A Twin Socket Outlet 雙位電插座	2	2	2	2	2	2	2	2	2	2	2	2	2	2	3	3	2	2	2	2	2	2	2	2	2	2	2	2	3	2	2	2	2			
	Double Pole Switch 雙極開關掣	3	3	2	2	1	1	1	2	2	2	1	1	1	2	4	3	1	1	1	2	1	—	1	1	—	2	1	—	1	1	—	3	1	1	—	
	Isolator for Jacuzzi Electric Water Heater 按摩池電熱水爐開關掣	—	—	—	—	—	—	—	—	—	—	—	—	—	—	1	1	—	—	—	—	—	—	—	—	—	—	—	—	—	1	—	—	—	—		

Schedule of Mechanical & Electrical Provisions of Residential Units																																				
住宅單位機電裝置數量說明表																																				
Location 位置	Description 描述	Tower 1 第1座																	Tower 2 第2座																	
		3/F, 6-12/F & 15-18/F 3樓、6至12樓 及15至18樓	5/F 5樓	1/F 1樓						2-3/F, 5-12/F & 15-18/F 2至3樓、5至12樓 及15至18樓						19/F 19樓					1/F 1樓						2-3/F, 5-12/F & 15-18/F 2至3樓、5至12樓 及15至18樓						19/F 19樓			
		A	A	B	C	D	E	F	G	B	C	D	E	F	G	A	B	C	D	E	A	B	C	D	E	F	A	B	C	D	E	F	A	B	C	D
Kitchen 廚房	Town Gas Water Heater Remote Control 煤氣熱水爐溫度控制器	1	1	1	1	1	1	1	1	1	1	1	1	1	1	1	1	1	1	1	1	1	1	1	1	1	1	1	1	1	1	1	1	1	1	1
	Miniature Circuit Breakers Board 總電掣箱	—	—	1	1	1	1	—	1	1	1	1	1	—	1	—	—	1	1	—	1	1	1	1	1	1	1	1	1	1	1	1	—	1	1	1
	Door Bell 門鈴	1	1	1	1	1	1	1	1	1	1	1	1	1	1	1	1	1	1	1	1	1	1	1	1	1	1	1	1	1	1	1	1	1	1	1
	Washing Machine Connection Point (Water Inlet) 洗衣機接駁點（來水位）	1	1	1	1	1	1	1	1	1	1	1	1	1	1	1	1	1	1	1	1	1	1	1	1	1	1	1	1	1	1	1	1	1	1	1
	Washing Machine Connection Point (Water Outlet) 洗衣機接駁點（去水位）	1	1	1	1	1	1	1	1	1	1	1	1	1	1	1	1	1	1	1	1	1	1	1	1	1	1	1	1	1	1	1	1	1	1	1
	Dryer Connection Point (Water Outlet) 乾衣機接駁點（去水位）	—	—	—	—	—	—	—	—	—	—	—	—	—	—	1	1	—	—	—	—	—	—	—	—	—	—	—	—	—	—	1	—	—	—	—
	Dishwasher Connection Point (Water Inlet) 洗碗碟機接駁點（來水位）	—	—	—	—	—	—	—	—	—	—	—	—	—	—	1	1	—	—	—	—	—	—	—	—	—	—	—	—	—	—	1	—	—	—	—
	Dishwasher Connection Point (Water Outlet) 洗碗碟機接駁點（去水位）	—	—	—	—	—	—	—	—	—	—	—	—	—	—	1	1	—	—	—	—	—	—	—	—	—	—	—	—	—	—	1	—	—	—	—
	Lighting Point 燈位	5	5	5	5	4	3	3	4	5	5	4	3	3	3	5	5	4	3	3	4	3	4	3	4	5	4	3	4	3	4	5	5	4	4	5
	Lighting Switch 燈掣	—	—	—	—	—	—	—	1	—	—	—	—	—	—	—	—	—	—	—	—	—	1	—	—	—	—	—	1	—	—	—	—	1	—	—
Internal Staircase 內置樓梯	Lighting Point 燈位	—	—	—	—	—	—	—	—	—	—	—	—	—	3	3	—	—	—	—	—	—	—	—	—	—	—	—	—	—	4	—	—	—	—	
	Lighting Switch 燈掣	—	—	—	—	—	—	—	—	—	—	—	—	—	—	2	2	—	—	—	—	—	—	—	—	—	—	—	—	—	2	—	—	—	—	
Balcony 露台	Lighting Point 燈位	1	1	1	1	1	1	1	1	1	1	1	1	1	1	2	1	1	1	—	—	—	—	1	1	1	1	1	1	2	1	1	1	1		

Schedule of Mechanical & Electrical Provisions of Residential Units																																				
住宅單位機電裝置數量說明表																																				
Location 位置	Description 描述	Tower 1 第1座																	Tower 2 第2座																	
		3/F, 6-12/F & 15-18/F 3樓、6至12樓 及15至18樓	5/F 5樓	1/F 1樓						2-3/F, 5-12/F & 15-18/F 2至3樓、5至12樓 及15至18樓						19/F 19樓					1/F 1樓						2-3/F, 5-12/F & 15-18/F 2至3樓、5至12樓 及15至18樓						19/F 19樓			
		A	A	B	C	D	E	F	G	B	C	D	E	F	G	A	B	C	D	E	A	B	C	D	E	F	A	B	C	D	E	F	A	B	C	D
Utility Platform 工作平台	13A Waterproof Type Socket Outlet 防水電插座	—	—	—	—	—	—	—	—	—	—	—	—	—	—	—	—	—	—	—	—	—	—	—	—	—	—	—	—	—	—	—	—	—	—	—
	Lighting Point 燈位	—	—	—	—	—	—	—	—	—	—	—	—	—	—	—	—	—	—	—	—	—	—	—	—	—	—	—	—	—	—	—	—	—	—	—
Air conditioning Platform 空調機平台	Isolator for Air Conditioner Outdoor Unit 室外空調機開關掣	3	3	2	2	2	2	2	2	2	2	2	2	2	3	3	2	2	2	2	2	2	2	2	2	2	2	2	2	2	3	2	2	2	2	
Roof 天台	13A Waterproof Type Socket Outlet 防水電插座	—	—	—	—	—	—	—	—	—	—	—	—	—	4	4	1	1	1	—	—	—	—	—	—	—	—	—	—	—	—	—	—	—	—	—
	Isolator for Jacuzzi 按摩池開關掣	—	—	—	—	—	—	—	—	—	—	—	—	—	1	1	—	—	—	—	—	—	—	—	—	—	—	—	—	—	—	—	—	—	—	
	Waterproof Lighting Switch 防水燈掣	—	—	—	—	—	—	—	—	—	—	—	—	—	—	—	—	1	1	1	—	—	—	—	—	—	—	—	—	—	—	—	—	—	—	—
	Lighting Point 燈位	—	—	—	—	—	—	—	—	—	—	—	—	—	—	18	21	7	7	7	—	—	—	—	—	—	—	—	—	—	—	—	—	—	—	—
Flat Roof / Garden 平台 / 花園	13A Waterproof Type Socket Outlet 防水電插座	—	—	1	1	—	—	—	1	—	—	—	—	—	—	1	—	—	—	—	2	2	1	2	—	—	—	—	—	—	—	—	—	—	—	—
	Lighting Point 燈位	—	—	2	3	—	—	—	7	—	—	—	—	—	—	3	—	—	—	—	6	5	2	4	—	—	—	—	—	—	—	—	—	—	—	—

Schedule of Mechanical & Electrical Provisions of Residential Units																																																
住宅單位機電裝置數量說明表																																																
Location 位置	Description 描述	Tower 3 第3座																								Tower 5 第5座																						
		G/F 地下				1/F 1樓							2-3/F, 5-12/F & 15-18/F 2至3樓、5至12樓 及15至18樓							19/F 19樓							G/F 地下			1/F 1樓					2-3/F, 5-12/F & 15-18/F 2至3樓、5至12樓 及15至18樓							19/F 19樓						
		A	B	C	D	A	B	C	D	E	F	G	A	B	C	D	E	F	G	A	B	C	D	E	F	G	A	B	C	A	B	C	D	E	A	B	C	D	E	A	B	C	D	E				
Main Entrance 大門入口	Door Bell Push Button 門鈴按鈕	1	1	1	1	1	1	1	1	1	1	1	1	1	1	1	1	1	1	1	1	1	1	1	1	1	1	1	1	1	1	1	1	1	1	1	1	1	1	1	1	1	1	1	1	1	1	1
Dining Room 飯廳	13A Twin Socket Outlet 雙位電插座	1	1	1	1	2	1	1	1	1	1	1	2	1	1	1	1	1	2	1	1	1	1	1	1	1	1	1	1	1	2	1	1	1	1	2	1	1	1	1	2	1	1	1	1	1	1	1
	TV/FM Outlet 電視及電台插座	-	-	-	-	-	-	-	-	-	-	-	-	-	-	-	-	-	-	-	-	-	-	-	-	-	-	-	-	-	-	-	-	-	-	-	-	-	-	-	-	-	-	-	-	-		
	Telephone Outlet 電話插座	-	-	-	-	-	-	-	-	-	-	-	-	-	-	-	-	-	-	-	-	-	-	-	-	-	-	-	-	-	-	-	-	-	-	-	-	-	-	-	-	-	-	-	-	-		
	Double Pole Switch 雙極開關掣	1	1	3	1	1	1	2	2	1	1	1	1	1	2	2	1	1	1	1	1	2	2	1	1	1	1	1	1	1	1	2	1	-	-	1	2	1	-	-	1	2	1	-	-	-	-	
	Fused Spur Unit 接線位連保險絲	-	-	-	-	-	-	-	-	-	-	-	-	-	-	-	-	-	-	-	-	-	-	-	-	-	-	-	-	-	-	-	-	-	-	-	-	-	-	-	-	-	-	-	-	-		
	Lighting Point 燈位	2	2	2	2	1	2	2	2	2	2	2	1	2	2	2	2	2	2	1	2	2	2	2	2	2	1	2	1	2	1	2	1	1	2	1	1	1	1	2	1	1	1	1	1	1	1	
	Lighting Switch 燈掣	2	2	3	2	2	3	4	4	3	3	3	2	3	4	4	3	3	3	2	3	4	4	3	3	3	1	2	1	3	3	2	1	1	3	3	2	1	1	3	3	2	1	1	1	1	1	
	Electric Curtain Switch 電動窗簾掣	-	-	-	-	-	-	-	-	-	-	-	-	-	-	-	-	-	-	-	-	-	-	-	-	-	-	-	-	-	-	-	-	-	-	-	-	-	-	-	-	-	-	-	-	-	-	
	Portable Home Automation Pad 手提家居智能控制器	1	1	1	1	1	1	1	1	1	1	1	1	1	1	1	1	1	1	1	1	1	1	1	1	1	1	1	1	1	1	1	1	1	1	1	1	1	1	1	1	1	1	1	1	1	1	
	Corridor Lighting Point 走廊燈位	-	-	-	-	-	-	-	-	-	-	-	-	-	-	-	-	-	-	-	-	-	-	-	-	-	-	-	-	-	-	-	-	-	-	-	-	-	-	-	-	-	-	-	-	-	-	
	Corridor Lighting Switch 走廊燈掣	-	-	-	-	-	-	-	-	-	-	-	-	-	-	-	-	-	-	-	-	-	-	-	-	-	-	-	-	-	-	-	-	-	-	-	-	-	-	-	-	-	-	-	-	-	-	-
	Corridor Double Pole Switch 走廊雙極開關掣	-	-	-	-	-	-	-	-	-	-	-	-	-	-	-	-	-	-	-	-	-	-	-	-	-	-	-	-	-	-	-	-	-	-	-	-	-	-	-	-	-	-	-	-	-	-	-
	Corridor 13A Single Socket Outlet 走廊單位電插座	-	-	-	-	-	-	-	-	-	-	-	-	-	-	-	-	-	-	-	-	-	-	-	-	-	-	-	-	-	-	-	-	-	-	-	-	-	-	-	-	-	-	-	-	-	-	-

Schedule of Mechanical & Electrical Provisions of Residential Units																																														
住宅單位機電裝置數量說明表																																														
Location 位置	Description 描述	Tower 3 第3座																								Tower 5 第5座																				
		G/F 地下				1/F 1樓				2-3/F, 5-12/F & 15-18/F 2至3樓、5至12樓 及15至18樓						19/F 19樓						G/F 地下				1/F 1樓				2-3/F, 5-12/F & 15-18/F 2至3樓、5至12樓 及15至18樓					19/F 19樓											
		A	B	C	D	A	B	C	D	E	F	G	A	B	C	D	E	F	G	A	B	C	D	E	F	G	A	B	C	A	B	C	D	E	A	B	C	D	E							
Living Room / Corridor 客廳 / 走廊	13A Single Socket Outlet 單位電插座	1	1	1	1	1	—	—	—	—	—	—	1	—	—	—	—	—	1	—	—	—	—	—	—	1	1	1	1	—	—	1	1	1	—	—	1	1	1	—	—	1	1			
	13A Twin Socket Outlet 雙位電插座	4	4	4	4	3	4	4	4	4	4	4	3	4	4	4	4	4	4	3	4	4	4	4	4	4	4	4	4	3	4	4	4	4	4	3	4	4	4	4	3	4	4	4	4	
	TV/FM Outlet 電視及電台插座	2	2	2	2	2	2	2	2	2	2	2	2	2	2	2	2	2	2	2	2	2	2	2	2	2	2	2	2	2	2	2	2	2	2	2	2	2	2	2	2	2	2	2		
	Telephone Outlet 電話插座	2	2	2	2	2	2	2	2	2	2	2	2	2	2	2	2	2	2	2	2	2	2	2	2	2	2	2	2	2	2	2	2	2	2	2	2	2	2	2	2	2	2	2		
	Fiber Outlet 光纖插座	1	1	1	1	1	1	1	1	1	1	1	1	1	1	1	1	1	1	1	1	1	1	1	1	1	1	1	1	1	1	1	1	1	1	1	1	1	1	1	1	1	1	1		
	Double Pole Switch 雙極開關掣	4	4	2	4	2	2	1	1	2	2	2	2	2	1	1	2	2	2	2	2	1	1	2	2	2	2	4	4	4	2	1	2	4	4	2	1	2	4	4	2	1	2	4	4	
	Fused Spur Unit 接線位連保險絲	1	1	1	1	1	1	1	1	1	1	1	1	1	1	1	1	1	1	1	1	1	1	1	1	1	1	1	1	1	1	1	1	1	1	1	1	1	1	1	1	1	1	1		
	Lighting Point 燈位	2	2	2	2	2	2	2	2	2	2	2	2	2	2	2	2	2	2	2	2	2	2	2	2	2	2	2	2	2	2	2	2	2	2	2	2	2	2	2	2	2	2	2	2	
	Lighting Switch 燈掣	6	5	4	5	5	4	3	3	4	4	4	5	4	3	3	4	4	4	5	4	3	3	4	4	4	5	4	3	3	4	4	4	6	6	5	5	3	4	6	7	5	3	4	6	7
	Electric Curtain Switch 電動窗簾掣	1	1	1	1	1	1	1	1	1	1	1	1	1	1	1	1	1	1	1	1	1	1	1	1	1	1	1	1	1	1	1	1	1	1	1	1	1	1	1	1	1	1	1	1	1
Portable Home Automation Pad 手提家居智能控制器	—	—	—	—	—	—	—	—	—	—	—	—	—	—	—	—	—	—	—	—	—	—	—	—	—	—	—	—	—	—	—	—	—	—	—	—	—	—	—	—	—	—	—	—	—	
Master Ensuite / Master Bedroom 主人套房 / 主人睡房	13A Twin Socket Outlet 雙位電插座	5	5	5	5	3	3	3	3	3	3	3	3	3	3	3	3	3	3	3	3	3	3	3	3	5	5	5	3	3	3	3	3	3	3	3	3	3	3	3	3	3	3	3	3	
	TV/FM Outlet 電視及電台插座	2	2	2	2	2	2	2	2	2	2	2	2	2	2	2	2	2	2	2	2	2	2	2	2	2	2	2	2	2	2	2	2	2	2	2	2	2	2	2	2	2	2	2	2	
	Telephone Outlet 電話插座	2	2	2	2	2	2	2	2	2	2	2	2	2	2	2	2	2	2	2	2	2	2	2	2	2	2	2	2	2	2	2	2	2	2	2	2	2	2	2	2	2	2	2	2	

Schedule of Mechanical & Electrical Provisions of Residential Units 住宅單位機電裝置數量說明表																																																	
Location 位置	Description 描述	Tower 3 第3座																								Tower 5 第5座																							
		G/F 地下				1/F 1樓							2-3/F, 5-12/F & 15-18/F 2至3樓、5至12樓 及15至18樓							19/F 19樓							G/F 地下				1/F 1樓					2-3/F, 5-12/F & 15-18/F 2至3樓、5至12樓 及15至18樓					19/F 19樓								
		A	B	C	D	A	B	C	D	E	F	G	A	B	C	D	E	F	G	A	B	C	D	E	F	G	A	B	C	A	B	C	D	E	A	B	C	D	E	A	B	C	D	E					
Master Ensuite / Master Bedroom 主人套房 / 主人睡房	Double Pole Switch 雙極開關掣	2	2	1	2	2	1	1	1	1	1	1	2	1	1	1	1	1	1	2	1	1	1	1	1	1	2	2	2	2	1	1	2	1	2	1	1	1	2	1	1	2	1	2	1	2	1		
	Fused Spur Unit 接線位連保險絲	1	1	1	1	1	1	1	1	1	1	1	1	1	1	1	1	1	1	1	1	1	1	1	1	1	1	1	1	1	1	1	1	1	1	1	1	1	1	1	1	1	1	1	1				
	Lighting Point 燈位	3	3	3	3	3	2	2	2	2	2	2	3	2	2	2	2	2	2	3	2	2	2	2	2	2	3	2	2	2	2	2	2	2	2	2	2	2	2	2	2	2	2	2	2				
	Lighting Switch 燈掣	5	5	4	5	5	3	3	3	2	2	2	5	2	2	2	2	2	2	5	2	2	2	2	2	2	5	4	3	3	3	3	4	2	3	2	2	4	2	3	2	2	4	2	3	2	2	4	2
	Electric Curtain Switch 電動窗簾掣	1	1	1	1	1	1	1	1	1	1	1	1	1	1	1	1	1	1	1	1	1	1	1	1	1	1	1	1	1	1	1	1	1	1	1	1	1	1	1	1	1	1	1	1	1			
Bedroom 1 睡房 1	13A Twin Socket Outlet 雙位電插座	2	2	2	2	2	2	2	2	2	2	2	2	2	2	2	2	2	2	2	2	2	2	2	2	2	2	2	2	2	2	2	2	2	2	2	2	2	2	2	2	2	2	2	2	2			
	TV/FM Outlet 電視及電台插座	1	1	1	1	1	1	1	1	1	1	1	1	1	1	1	1	1	1	1	1	1	1	1	1	1	1	1	1	1	1	1	1	1	1	1	1	1	1	1	1	1	1	1	1	1			
	Telephone Outlet 電話插座	1	1	1	1	1	1	1	1	1	1	1	1	1	1	1	1	1	1	1	1	1	1	1	1	1	1	1	1	1	1	1	1	1	1	1	1	1	1	1	1	1	1	1	1	1			
	Double Pole Switch 雙極開關掣	1	1	1	1	1	1	1	1	1	1	1	1	1	1	1	1	1	1	1	1	1	1	1	1	1	1	1	1	1	1	1	1	1	1	1	1	1	1	1	1	1	1	1	1	1			
	Fused Spur Unit 接線位連保險絲	1	1	1	1	1	1	1	1	1	1	1	1	1	1	1	1	1	1	1	1	1	1	1	1	1	1	1	1	1	1	1	1	1	1	1	1	1	1	1	1	1	1	1	1	1			
	Lighting Point 燈位	1	1	1	1	1	1	1	1	1	1	1	1	1	1	1	1	1	1	1	1	1	1	1	1	1	1	1	1	1	1	1	1	1	1	1	1	1	1	1	1	1	1	1	1	1			
	Lighting Switch 燈掣	1	1	1	1	1	1	1	1	1	1	1	1	1	1	1	1	1	1	1	1	1	1	1	1	1	1	1	1	1	1	1	1	1	1	1	1	1	1	1	1	1	1	1	1	1			
	Electric Curtain Switch 電動窗簾掣	1	1	1	1	1	1	1	1	1	1	1	1	1	1	1	1	1	1	1	1	1	1	1	1	1	1	1	1	1	1	1	1	1	1	1	1	1	1	1	1	1	1	1	1	1			

Schedule of Mechanical & Electrical Provisions of Residential Units																																													
住宅單位機電裝置數量說明表																																													
Location 位置	Description 描述	Tower 3 第3座																								Tower 5 第5座																			
		G/F 地下				1/F 1樓							2-3/F, 5-12/F & 15-18/F 2至3樓、5至12樓 及15至18樓							19/F 19樓							G/F 地下				1/F 1樓					2-3/F, 5-12/F & 15-18/F 2至3樓、5至12樓 及15至18樓					19/F 19樓				
		A	B	C	D	A	B	C	D	E	F	G	A	B	C	D	E	F	G	A	B	C	D	E	F	G	A	B	C	A	B	C	D	E	A	B	C	D	E	A	B	C	D	E	
Bedroom 2 睡房 2	13A Twin Socket Outlet 雙位電插座	2	-	-	-	2	-	-	-	-	-	-	2	-	-	-	-	-	-	2	-	-	-	-	-	-	2	2	-	2	-	-	2	2	2	-	-	2	2	2	-	-	2	2	
	TV/FM Outlet 電視及電台插座	1	-	-	-	1	-	-	-	-	-	-	1	-	-	-	-	-	-	1	-	-	-	-	-	-	1	1	-	1	-	-	1	1	1	-	-	1	1	1	-	-	1	1	
	Telephone Outlet 電話插座	1	-	-	-	1	-	-	-	-	-	-	1	-	-	-	-	-	-	1	-	-	-	-	-	-	1	1	-	1	-	-	1	1	1	-	-	1	1	1	-	-	1	1	
	Double Pole Switch 雙極開關掣	1	-	-	-	1	-	-	-	-	-	-	1	-	-	-	-	-	-	1	-	-	-	-	-	-	1	1	-	1	-	-	1	1	1	-	-	1	1	1	-	-	1	1	
	Fused Spur Unit 接線位連保險絲	1	-	-	-	1	-	-	-	-	-	-	1	-	-	-	-	-	-	1	-	-	-	-	-	-	1	1	-	1	-	-	1	1	1	-	-	1	1	1	-	-	1	1	
	Lighting Point 燈位	1	-	-	-	1	-	-	-	-	-	-	1	-	-	-	-	-	-	1	-	-	-	-	-	-	1	1	-	1	-	-	1	1	1	-	-	1	1	1	-	-	1	1	
	Lighting Switch 燈掣	1	-	-	-	1	-	-	-	-	-	-	1	-	-	-	-	-	-	1	-	-	-	-	-	-	1	1	-	1	-	-	1	1	1	-	-	1	1	1	-	-	1	1	
	Electric Curtain Switch 電動窗簾掣	1	-	-	-	1	-	-	-	-	-	-	1	-	-	-	-	-	-	1	-	-	-	-	-	-	1	1	-	1	-	-	1	1	1	-	-	1	1	1	-	-	1	1	
Bedroom 3 睡房 3	13A Twin Socket Outlet 雙位電插座	-	-	-	-	-	-	-	-	-	-	-	-	-	-	-	-	-	-	-	-	-	-	-	-	-	-	-	-	-	-	-	-	-	-	-	-	-	-	-	-	-	-	-	
	TV/FM Outlet 電視及電台插座	-	-	-	-	-	-	-	-	-	-	-	-	-	-	-	-	-	-	-	-	-	-	-	-	-	-	-	-	-	-	-	-	-	-	-	-	-	-	-	-	-	-	-	
	Telephone Outlet 電話插座	-	-	-	-	-	-	-	-	-	-	-	-	-	-	-	-	-	-	-	-	-	-	-	-	-	-	-	-	-	-	-	-	-	-	-	-	-	-	-	-	-	-	-	
	Double Pole Switch 雙極開關掣	-	-	-	-	-	-	-	-	-	-	-	-	-	-	-	-	-	-	-	-	-	-	-	-	-	-	-	-	-	-	-	-	-	-	-	-	-	-	-	-	-	-	-	
	Fused Spur Unit 接線位連保險絲	-	-	-	-	-	-	-	-	-	-	-	-	-	-	-	-	-	-	-	-	-	-	-	-	-	-	-	-	-	-	-	-	-	-	-	-	-	-	-	-	-	-	-	
	Lighting Point 燈位	-	-	-	-	-	-	-	-	-	-	-	-	-	-	-	-	-	-	-	-	-	-	-	-	-	-	-	-	-	-	-	-	-	-	-	-	-	-	-	-	-	-	-	-

Schedule of Mechanical & Electrical Provisions of Residential Units																																													
住宅單位機電裝置數量說明表																																													
Location 位置	Description 描述	Tower 3 第3座																								Tower 5 第5座																			
		G/F 地下				1/F 1樓							2-3/F, 5-12/F & 15-18/F 2至3樓、5至12樓 及15至18樓							19/F 19樓							G/F 地下				1/F 1樓					2-3/F, 5-12/F & 15-18/F 2至3樓、5至12樓 及15至18樓					19/F 19樓				
		A	B	C	D	A	B	C	D	E	F	G	A	B	C	D	E	F	G	A	B	C	D	E	F	G	A	B	C	A	B	C	D	E	A	B	C	D	E	A	B	C	D	E	
Bedroom 3 睡房 3	Lighting Switch 燈掣	-	-	-	-	-	-	-	-	-	-	-	-	-	-	-	-	-	-	-	-	-	-	-	-	-	-	-	-	-	-	-	-	-	-	-	-	-	-	-	-	-	-	-	
	Electric Curtain Switch 電動窗簾掣	-	-	-	-	-	-	-	-	-	-	-	-	-	-	-	-	-	-	-	-	-	-	-	-	-	-	-	-	-	-	-	-	-	-	-	-	-	-	-	-	-	-	-	
Utility Room / Store Room 工作間 / 儲物房	13A Twin Socket Outlet 雙位電插座	1	1	1	1	1	-	-	-	-	-	-	1	-	-	-	-	-	-	1	-	-	-	-	-	-	1	1	1	1	-	-	1	-	1	-	-	1	-	1	-	-	1	-	
	Double Pole Switch 雙極開關掣	2	1	1	1	1	-	-	-	-	-	-	1	-	-	-	-	-	-	1	-	-	-	-	-	-	2	2	2	1	-	-	2	-	1	-	-	2	-	1	-	-	2	-	
	Fused Spur Unit 接線位連保險絲	-	-	-	-	-	-	-	-	-	-	-	-	-	-	-	-	-	-	-	-	-	-	-	-	-	-	-	-	-	-	-	-	-	-	-	-	-	-	-	-	-	-		
	Lighting Point 燈位	1	1	1	1	1	-	-	-	-	-	-	1	-	-	-	-	-	-	1	-	-	-	-	-	-	1	1	1	1	-	-	1	-	1	-	-	1	-	1	-	-	1	-	
	Lighting Switch 燈掣	2	1	1	1	1	-	-	-	-	-	-	1	-	-	-	-	-	-	1	-	-	-	-	-	-	2	2	2	1	-	-	2	-	1	-	-	2	-	1	-	-	2	-	
	Miniature Circuit Breakers Board 總電掣箱	1	1	1	1	1	-	-	-	-	-	-	1	-	-	-	-	-	-	1	-	-	-	-	-	-	1	1	1	1	-	-	1	-	1	-	-	1	-	1	-	-	1	-	
Master Bathroom 主人浴室	13A Single Socket Outlet 單位電插座	2	2	-	2	2	-	-	-	-	-	-	2	-	-	-	-	-	-	2	-	-	-	-	-	-	2	2	2	2	-	-	2	2	2	-	-	2	2	2	-	-	2	2	2
	Fused Spur Unit 接線位連保險絲	1	1	-	1	1	-	-	-	-	-	-	1	-	-	-	-	-	-	1	-	-	-	-	-	-	1	1	1	1	-	-	-	1	1	-	-	-	1	1	-	-	-	1	
	Double Pole Switch 雙極開關掣	1	1	-	1	1	-	-	-	-	-	-	1	-	-	-	-	-	-	1	-	-	-	-	-	-	1	1	1	1	-	-	1	1	1	-	-	1	1	1	-	-	1	1	
	Lighting Point 燈位	5	4	-	4	4	-	-	-	-	-	-	4	-	-	-	-	-	-	4	-	-	-	-	-	-	5	4	4	4	-	-	4	4	4	-	-	4	4	4	-	-	4	4	4
	Town Gas Water Heater Remote Control 煤氣熱水爐溫度控制器	1	1	-	1	1	-	-	-	-	-	-	1	-	-	-	-	-	-	1	-	-	-	-	-	-	1	1	1	1	-	-	1	1	1	-	-	1	1	1	-	-	1	1	

住宅單位機電裝置數量說明表

[illegible]

Schedule of Mechanical & Electrical Provisions of Residential Units																																															
住宅單位機電裝置數量說明表																																															
Location 位置	Description 描述	Tower 3 第3座																								Tower 5 第5座																					
		G/F 地下				1/F 1樓				2-3/F, 5-12/F & 15-18/F 2至3樓、5至12樓 及15至18樓						19/F 19樓						G/F 地下			1/F 1樓			2-3/F, 5-12/F & 15-18/F 2至3樓、5至12樓 及15至18樓					19/F 19樓														
		A	B	C	D	A	B	C	D	E	F	G	A	B	C	D	E	F	G	A	B	C	D	E	F	G	A	B	C	A	B	C	D	E	A	B	C	D	E	A	B	C	D	E			
Bath 3 浴室3	Town Gas Water Heater Remote Control 煤氣熱水爐溫度控制器	-	-	-	-	-	-	-	-	-	-	-	-	-	-	-	-	-	-	-	-	-	-	-	-	-	-	-	-	-	-	-	-	-	-	-	-	-	-	-	-	-	-	-	-	-	
Restroom / Restroom 1 洗手間 / 洗手間 1	13A Single Socket Outlet 單位電插座	-	-	-	-	-	-	-	-	-	-	-	-	-	-	-	-	-	-	-	-	-	-	-	-	-	-	-	-	-	-	-	-	-	-	-	-	-	-	-	-	-	-	-	-	-	
	Fused Spur Unit 接線位連保險絲	1	-	-	-	-	-	-	-	-	-	-	-	-	-	-	-	-	-	-	-	-	-	-	-	-	-	1	1	1	-	-	-	1	1	-	-	-	1	1	-	-	-	1	1	-	-
	Lighting Point 燈位	1	-	-	-	-	-	-	-	-	-	-	-	-	-	-	-	-	-	-	-	-	-	-	-	-	-	1	1	1	-	-	-	1	3	-	-	-	1	3	-	-	-	1	3	-	-
Restroom 2 洗手間 2	13A Single Socket Outlet 單位電插座	-	-	-	-	-	-	-	-	-	-	-	-	-	-	-	-	-	-	-	-	-	-	-	-	-	-	-	-	-	-	-	-	-	-	-	-	-	-	-	-	-	-	-	-	-	
	Fused Spur Unit 接線位連保險絲	-	-	-	-	-	-	-	-	-	-	-	-	-	-	-	-	-	-	-	-	-	-	-	-	-	-	-	-	-	-	-	-	-	-	-	-	-	-	-	-	-	-	-	-		
	Lighting Point 燈位	-	-	-	-	-	-	-	-	-	-	-	-	-	-	-	-	-	-	-	-	-	-	-	-	-	-	-	-	-	-	-	-	-	-	-	-	-	-	-	-	-	-	-	-		
Kitchen 廚房	13A Single Socket Outlet connected with kitchen appliances 單位電插座（已接駁廚房設備）	4	4	4	4	4	4	4	6	6	4	4	4	4	4	6	6	4	4	4	4	6	6	4	4	4	4	4	4	4	4	4	4	4	4	4	4	4	4	4	4	4	4	4	4	4	4
	13A Twin Socket Outlet connected with kitchen appliances 雙位電插座（已接駁廚房設備）	1	1	1	1	1	1	1	-	-	1	1	1	1	1	-	-	1	1	1	1	-	-	1	1	1	1	1	1	1	1	1	1	1	1	1	1	1	1	1	1	1	1	1	1	1	
	Fused Spur Unit 接線位連保險絲	6	6	5	6	5	5	5	5	5	5	5	5	5	5	5	5	5	5	5	5	5	5	5	5	5	6	6	6	5	5	5	6	5	5	5	5	5	5	6	5	5	5	5	6	5	
	13A Twin Socket Outlet 雙位電插座	2	2	2	2	2	2	2	2	2	2	2	2	2	2	2	2	2	2	2	2	2	2	2	2	2	2	2	2	2	2	2	2	2	2	2	2	2	2	2	2	2	2	2	2	2	
	Double Pole Switch 雙極開關掣	2	2	2	2	2	1	1	1	1	1	1	2	1	1	1	1	1	1	2	1	1	1	1	1	1	2	2	2	2	1	1	2	2	2	1	1	2	2	2	1	1	2	2	2	2	
	Isolator for Jacuzzi Electric Water Heater 按摩池電熱水爐開關掣	-	-	-	-	-	-	-	-	-	-	-	-	-	-	-	-	-	-	-	-	-	-	-	-	-	-	-	-	-	-	-	-	-	-	-	-	-	-	-	-	-	-	-	-	-	

Schedule of Mechanical & Electrical Provisions of Residential Units																																																				
住宅單位機電裝置數量說明表																																																				
Location 位置	Description 描述	Tower 3 第3座																								Tower 5 第5座																										
		G/F 地下				1/F 1樓							2-3/F, 5-12/F & 15-18/F 2至3樓、5至12樓 及15至18樓									19/F 19樓							G/F 地下				1/F 1樓					2-3/F, 5-12/F & 15-18/F 2至3樓、5至12樓 及15至18樓									19/F 19樓					
		A	B	C	D	A	B	C	D	E	F	G	A	B	C	D	E	F	G	A	B	C	D	E	F	G	A	B	C	A	B	C	D	E	A	B	C	D	E	A	B	C	D	E								
Kitchen 廚房	Town Gas Water Heater Remote Control 煤氣熱水爐溫度控制器	1	1	1	1	1	1	1	1	1	1	1	1	1	1	1	1	1	1	1	1	1	1	1	1	1	1	1	1	1	1	1	1	1	1	1	1	1	1	1	1	1	1	1	1	1	1					
	Miniature Circuit Breakers Board 總電掣箱	—	—	—	—	—	1	1	1	1	1	1	—	1	1	1	1	1	1	—	1	1	1	1	1	1	—	—	—	—	1	1	—	1	—	1	1	—	1	—	1	1	—	1	—	1	—	1				
	Door Bell 門鈴	1	1	1	1	1	1	1	1	1	1	1	1	1	1	1	1	1	1	1	1	1	1	1	1	1	1	1	1	1	1	1	1	1	1	1	1	1	1	1	1	1	1	1	1	1	1					
	Washing Machine Connection Point (Water Inlet) 洗衣機接駁點（來水位）	1	1	1	1	1	1	1	1	1	1	1	1	1	1	1	1	1	1	1	1	1	1	1	1	1	1	1	1	1	1	1	1	1	1	1	1	1	1	1	1	1	1	1	1	1	1					
	Washing Machine Connection Point (Water Outlet) 洗衣機接駁點（去水位）	1	1	1	1	1	1	1	1	1	1	1	1	1	1	1	1	1	1	1	1	1	1	1	1	1	1	1	1	1	1	1	1	1	1	1	1	1	1	1	1	1	1	1	1	1	1					
	Dryer Connection Point (Water Outlet) 乾衣機接駁點（去水位）	—	—	—	—	—	—	—	—	—	—	—	—	—	—	—	—	—	—	—	—	—	—	—	—	—	—	—	—	—	—	—	—	—	—	—	—	—	—	—	—	—	—	—	—	—	—					
	Dishwasher Connection Point (Water Inlet) 洗碗碟機接駁點（來水位）	—	—	—	—	—	—	—	—	—	—	—	—	—	—	—	—	—	—	—	—	—	—	—	—	—	—	—	—	—	—	—	—	—	—	—	—	—	—	—	—	—	—	—	—	—	—					
	Dishwasher Connection Point (Water Outlet) 洗碗碟機接駁點（去水位）	—	—	—	—	—	—	—	—	—	—	—	—	—	—	—	—	—	—	—	—	—	—	—	—	—	—	—	—	—	—	—	—	—	—	—	—	—	—	—	—	—	—	—	—	—	—	—				
	Lighting Point 燈位	5	5	5	4	4	3	3	3	3	3	3	4	3	3	3	3	3	3	4	3	3	3	3	3	3	4	3	3	3	3	3	3	5	6	5	4	3	3	4	4	4	4	3	3	4	4	4	3	3	4	4
	Lighting Switch 燈掣	—	—	—	—	—	—	1	—	—	—	—	—	—	1	—	—	—	—	—	—	1	—	—	—	—	—	—	—	—	—	1	—	—	—	—	1	—	—	—	—	—	1	—	—	—	—	—	—	—		
Internal Staircase 內置樓梯	Lighting Point 燈位	—	—	—	—	—	—	—	—	—	—	—	—	—	—	—	—	—	—	—	—	—	—	—	—	—	—	—	—	—	—	—	—	—	—	—	—	—	—	—	—	—	—	—	—	—	—	—	—			
	Lighting Switch 燈掣	—	—	—	—	—	—	—	—	—	—	—	—	—	—	—	—	—	—	—	—	—	—	—	—	—	—	—	—	—	—	—	—	—	—	—	—	—	—	—	—	—	—	—	—	—	—	—	—			
Balcony 露台	Lighting Point 燈位	—	—	—	—	1	—	—	—	1	1	1	1	1	1	1	1	1	1	1	1	1	1	1	1	1	—	—	—	1	—	1	1	1	1	1	1	1	1	1	1	1	1	1	1	1	1	1	1	1	1	

Schedule of Mechanical & Electrical Provisions of Residential Units																																															
住宅單位機電裝置數量說明表																																															
Location 位置	Description 描述	Tower 3 第3座																								Tower 5 第5座																					
		G/F 地下				1/F 1樓							2-3/F, 5-12/F & 15-18/F 2至3樓、5至12樓 及15至18樓							19/F 19樓							G/F 地下				1/F 1樓					2-3/F, 5-12/F & 15-18/F 2至3樓、5至12樓 及15至18樓					19/F 19樓						
		A	B	C	D	A	B	C	D	E	F	G	A	B	C	D	E	F	G	A	B	C	D	E	F	G	A	B	C	A	B	C	D	E	A	B	C	D	E	A	B	C	D	E			
Utility Platform 工作平台	Lighting Point 燈位	—	—	—	—	—	—	—	—	—	—	—	—	1	—	—	—	—	—	—	1	—	—	—	—	—	—	—	—	—	—	1	—	—	1	—	1	—	—	1	—	1	—	—			
Air conditioning Platform 空調機平台	Isolator for Air Conditioner Outdoor Unit 室外空調機開關掣	3	3	3	3	2	2	2	2	2	2	2	2	2	2	2	2	2	2	2	2	2	2	2	2	3	3	3	2	2	2	3	2	2	2	2	3	2	2	2	2	3	2	2	2	3	2
Roof 天台	13A Waterproof Type Socket Outlet 防水電插座	—	—	—	—	—	—	—	—	—	—	—	—	—	—	—	—	—	1	1	1	1	1	1	1	—	—	—	—	—	—	—	—	—	—	—	—	—	—	1	1	1	1	1			
	Isolator for Jacuzzi 按摩池開關掣	—	—	—	—	—	—	—	—	—	—	—	—	—	—	—	—	—	—	—	—	—	—	—	—	—	—	—	—	—	—	—	—	—	—	—	—	—	—	—	—	—	—	—			
	Waterproof Lighting Switch 防水燈掣	—	—	—	—	—	—	—	—	—	—	—	—	—	—	—	—	—	1	1	1	1	1	1	1	—	—	—	—	—	—	—	—	—	—	—	—	—	1	1	1	1	1				
	Lighting Point 燈位	—	—	—	—	—	—	—	—	—	—	—	—	—	—	—	—	—	9	8	8	7	7	6	6	—	—	—	—	—	—	—	—	—	—	—	—	—	11	7	7	12	9				
Flat Roof / Garden 平台 / 花園	13A Waterproof Type Socket Outlet 防水電插座	2	2	2	2	—	2	2	2	—	—	—	—	—	—	—	—	—	—	—	—	—	—	—	2	2	2	—	2	1	—	—	—	—	—	—	—	—	—	—	—	—	—	—	—		
	Lighting Point 燈位	4	4	4	4	—	5	3	2	—	—	—	—	—	—	—	—	—	—	—	—	—	—	—	3	6	1	—	4	1	—	—	—	—	—	—	—	—	—	—	—	—	—	—			

Schedule of Mechanical & Electrical Provisions of Residential Units

住宅單位機電裝置數量說明表

Location 位置	Description 描述	Tower 6 第6座															Tower 7 第7座																
		1/F 1樓					2-3/F, 5-12/F & 15-18/F (except Unit B of 16/F) 2至3樓、5至12樓 及15至18樓 (16樓B單位除外)					16/F 16樓	19/F 19樓					1/F 1樓					2-3/F, 5-12/F & 15-18/F (except Unit A of 16/F) 2至3樓、5至12樓 及15至18樓 (16樓A單位除外)					16/F 16樓	19/F 19樓				
		A	B	C	D	E	A	B	C	D	E	B	A	B	C	D	E	A	B	C	D	E	A	B	C	D	E	A	A	B	C	D	E
Main Entrance 大門入口	Door Bell Push Button 門鈴按鈕	1	1	1	1	1	1	1	1	1	1	1	1	1	1	1	1	1	1	1	1	1	1	1	1	1	1	1	1	1	1	1	
Dining Room 飯廳	13A Twin Socket Outlet 雙位電插座	1	1	1	1	1	1	1	1	1	1	1	1	1	1	1	1	1	1	1	2	1	1	1	1	2	1	1	1	1	1	2	
	TV/FM Outlet 電視及電台插座	—	—	—	—	—	—	—	—	—	—	—	—	—	—	—	—	—	—	—	—	—	—	—	—	—	—	—	—	—	—	—	
	Telephone Outlet 電話插座	—	—	—	—	—	—	—	—	—	—	—	—	—	—	—	—	—	—	—	—	—	—	—	—	—	—	—	—	—	—	—	
	Double Pole Switch 雙極開關掣	—	1	2	1	2	—	1	2	1	2	2	—	1	2	1	2	2	—	1	1	1	2	—	1	1	1	2	2	—	1	1	1
	Fused Spur Unit 接線位連保險絲	—	—	—	—	—	—	—	—	—	—	—	—	—	—	—	—	—	—	—	—	—	—	—	—	—	—	—	—	—	—	—	
	Lighting Point 燈位	1	2	1	2	2	1	2	1	2	2	8	1	2	1	2	2	2	1	2	2	2	2	1	2	2	2	5	2	1	2	2	2
	Lighting Switch 燈掣	1	3	3	3	4	1	3	3	3	4	4	1	3	3	3	4	3	1	5	5	3	3	1	5	5	3	3	3	1	5	5	3
	Electric Curtain Switch 電動窗簾掣	—	—	—	—	—	—	—	—	—	—	—	—	—	—	—	—	—	—	—	—	—	—	—	—	—	—	—	—	—	—	—	
	Portable Home Automation Pad 手提家居智能控制器	1	1	1	1	1	1	1	1	1	1	1	1	1	1	1	1	1	1	1	1	1	1	1	1	1	1	1	1	1	1	1	
	Corridor Lighting Point 走廊燈位	—	—	—	—	—	—	—	—	—	—	—	—	—	—	—	—	—	—	—	—	—	—	—	—	—	—	—	—	—	—	—	—
	Corridor Lighting Switch 走廊燈掣	—	—	—	—	—	—	—	—	—	—	—	—	—	—	—	—	—	—	—	—	—	—	—	—	—	—	—	—	—	—	—	—
	Corridor Double Pole Switch 走廊雙極開關掣	—	—	—	—	—	—	—	—	—	—	—	—	—	—	—	—	—	—	—	—	—	—	—	—	—	—	—	—	—	—	—	—
	Corridor 13A Single Socket Outlet 走廊單位電插座	—	—	—	—	—	—	—	—	—	—	—	—	—	—	—	—	—	—	—	—	—	—	—	—	—	—	—	—	—	—	—	—

Schedule of Mechanical & Electrical Provisions of Residential Units																																		
住宅單位機電裝置數量說明表																																		
Location 位置	Description 描述	Tower 6 第6座																Tower 7 第7座																
		1/F 1樓					2-3/F, 5-12/F & 15-18/F (except Unit B of 16/F) 2至3樓、5至12樓 及15至18樓 (16樓B單位除外)					16/F 16樓	19/F 19樓					1/F 1樓					2-3/F, 5-12/F & 15-18/F (except Unit A of 16/F) 2至3樓、5至12樓 及15至18樓 (16樓A單位除外)					16/F 16樓	19/F 19樓					
		A	B	C	D	E	A	B	C	D	E	B	A	B	C	D	E	A	B	C	D	E	A	B	C	D	E	A	A	B	C	D	E	
Living Room / Corridor 客廳 / 走廊	13A Single Socket Outlet 單位電插座	1	–	–	1	–	1	–	–	1	–	1	1	–	–	1	–	1	1	–	1	1	1	1	1	1	2	1	1	–	1	1		
	13A Twin Socket Outlet 雙位電插座	4	4	4	4	4	4	4	4	4	4	5	4	4	4	4	4	4	4	4	4	3	4	4	4	4	3	5	4	4	4	4	3	
	TV/FM Outlet 電視及電台插座	2	2	2	2	2	2	2	2	2	2	2	2	2	2	2	2	2	2	2	2	2	2	2	2	2	2	2	2	2	2	2	2	
	Telephone Outlet 電話插座	2	2	2	2	2	2	2	2	2	2	2	2	2	2	2	2	2	2	2	2	2	2	2	2	2	2	2	2	2	2	2	2	
	Fiber Outlet 光纖插座	1	1	1	1	1	1	1	1	1	1	1	1	1	1	1	1	1	1	1	1	1	1	1	1	1	1	1	1	1	1	1	1	
	Double Pole Switch 雙極開關掣	3	2	1	2	1	3	2	1	2	1	1	3	2	1	2	1	2	3	1	2	2	2	3	1	2	2	2	2	3	1	2	2	
	Fused Spur Unit 接線位連保險絲	1	1	1	1	1	1	1	1	1	1	1	1	1	1	1	1	1	1	1	1	1	1	1	1	1	1	1	1	1	1	1	1	
	Lighting Point 燈位	2	2	2	2	2	2	2	2	2	2	9	2	2	2	2	2	2	2	1	2	2	2	2	1	2	2	11	2	2	1	2	2	
	Lighting Switch 燈掣	6	4	3	5	3	6	4	3	5	3	3	6	4	3	5	3	5	6	1	3	5	5	6	1	3	5	5	5	6	1	3	5	
	Electric Curtain Switch 電動窗簾掣	1	1	1	1	1	1	1	1	1	1	1	1	1	1	1	1	1	1	1	1	1	1	1	1	1	1	1	1	1	1	1	1	
	Portable Home Automation Pad 手提家居智能控制器	–	–	–	–	–	–	–	–	–	–	–	–	–	–	–	–	–	–	–	–	–	–	–	–	–	–	–	–	–	–	–	–	–
Master Ensuite / Master Bedroom 主人套房 / 主人睡房	13A Twin Socket Outlet 雙位電插座	3	3	3	3	3	3	3	3	3	3	5	3	3	3	3	3	3	3	–	3	3	3	3	3	–	3	3	4	3	3	–	3	3
	TV/FM Outlet 電視及電台插座	2	2	2	2	2	2	2	2	2	2	2	2	2	2	2	2	2	2	–	2	2	2	2	2	–	2	2	2	2	2	–	2	2
	Telephone Outlet 電話插座	2	2	2	2	2	2	2	2	2	2	2	2	2	2	2	2	2	2	–	2	2	2	2	2	–	2	2	2	2	2	–	2	2

Schedule of Mechanical & Electrical Provisions of Residential Units																																	
住宅單位機電裝置數量說明表																																	
Location 位置	Description 描述	Tower 6 第6座															Tower 7 第7座																
		1/F 1樓					2-3/F, 5-12/F & 15-18/F (except Unit B of 16/F) 2至3樓、5至12樓 及15至18樓 (16樓B單位除外)					16/F 16樓	19/F 19樓					1/F 1樓					2-3/F, 5-12/F & 15-18/F (except Unit A of 16/F) 2至3樓、5至12樓 及15至18樓 (16樓A單位除外)					16/F 16樓	19/F 19樓				
		A	B	C	D	E	A	B	C	D	E	B	A	B	C	D	E	A	B	C	D	E	A	B	C	D	E	A	A	B	C	D	E
Master Ensuite / Master Bedroom 主人套房 / 主人睡房	Double Pole Switch 雙極開關掣	2	1	1	2	1	2	1	1	2	1	1	2	1	1	2	1	2	2	–	1	2	2	2	–	1	2	2	2	2	–	1	2
	Fused Spur Unit 接線位連保險絲	1	1	1	1	1	1	1	1	1	1	1	1	1	1	1	1	1	1	–	1	1	1	1	–	1	1	1	1	1	–	1	1
	Lighting Point 燈位	2	2	2	2	2	2	2	2	2	2	12	2	2	2	2	2	2	2	–	2	2	2	2	–	2	2	9	2	2	–	2	2
	Lighting Switch 燈掣	3	2	3	3	2	4	2	2	3	2	4	4	2	2	3	2	3	3	–	2	3	3	3	–	2	3	3	3	3	–	2	3
	Electric Curtain Switch 電動窗簾掣	1	1	1	1	1	1	1	1	1	1	1	1	1	1	1	1	1	1	–	1	1	1	1	–	1	1	1	1	1	–	1	1
Bedroom 1 睡房 1	13A Twin Socket Outlet 雙位電插座	2	2	2	2	2	2	2	2	2	2	2	2	2	2	2	2	2	2	3	2	2	2	2	3	2	2	2	2	2	3	2	2
	TV/FM Outlet 電視及電台插座	1	1	1	1	1	1	1	1	1	1	1	1	1	1	1	1	1	1	2	1	1	1	1	2	1	1	1	1	1	2	1	1
	Telephone Outlet 電話插座	1	1	1	1	1	1	1	1	1	1	1	1	1	1	1	1	1	1	2	1	1	1	1	2	1	1	1	1	1	2	1	1
	Double Pole Switch 雙極開關掣	1	1	1	1	1	1	1	1	1	1	1	1	1	1	1	1	1	1	2	1	1	1	1	2	1	1	1	1	1	2	1	1
	Fused Spur Unit 接線位連保險絲	1	1	1	1	1	1	1	1	1	1	1	1	1	1	1	1	1	1	1	1	1	1	1	1	1	1	1	1	1	1	1	1
	Lighting Point 燈位	1	1	1	1	1	1	1	1	1	1	5	1	1	1	1	1	1	1	1	1	1	1	1	1	1	1	5	1	1	1	1	1
	Lighting Switch 燈掣	1	1	1	1	1	1	1	1	1	1	2	1	1	1	1	1	1	1	3	1	1	1	1	3	1	1	1	1	1	3	1	1
	Electric Curtain Switch 電動窗簾掣	1	1	1	1	1	1	1	1	1	1	1	1	1	1	1	1	1	1	1	1	1	1	1	1	1	1	1	1	1	1	1	1

Schedule of Mechanical & Electrical Provisions of Residential Units																																	
住宅單位機電裝置數量說明表																																	
Location 位置	Description 描述	Tower 6 第6座																Tower 7 第7座															
		1/F 1樓					2-3/F, 5-12/F & 15-18/F (except Unit B of 16/F) 2至3樓、5至12樓 及15至18樓 (16樓B單位除外)					16/F 16樓	19/F 19樓					1/F 1樓					2-3/F, 5-12/F & 15-18/F (except Unit A of 16/F) 2至3樓、5至12樓 及15至18樓 (16樓A單位除外)					16/F 16樓	19/F 19樓				
		A	B	C	D	E	A	B	C	D	E	B	A	B	C	D	E	A	B	C	D	E	A	B	C	D	E	A	A	B	C	D	E
Bedroom 2 睡房 2	13A Twin Socket Outlet 雙位電插座	2	–	–	2	–	2	–	–	2	–	–	2	–	–	2	–	2	2	–	–	2	2	2	–	–	2	2	2	2	–	–	2
	TV/FM Outlet 電視及電台插座	1	–	–	1	–	1	–	–	1	–	–	1	–	–	1	–	1	1	–	–	1	1	1	–	–	1	1	1	1	–	–	1
	Telephone Outlet 電話插座	1	–	–	1	–	1	–	–	1	–	–	1	–	–	1	–	1	1	–	–	1	1	1	–	–	1	1	1	1	–	–	1
	Double Pole Switch 雙極開關掣	1	–	–	1	–	1	–	–	1	–	–	1	–	–	1	–	1	1	–	–	1	1	1	–	–	1	1	1	1	–	–	1
	Fused Spur Unit 接線位連保險絲	1	–	–	1	–	1	–	–	1	–	–	1	–	–	1	–	1	1	–	–	1	1	1	–	–	1	1	1	1	–	–	1
	Lighting Point 燈位	1	–	–	1	–	1	–	–	1	–	–	1	–	–	1	–	1	1	–	–	1	1	1	–	–	1	5	1	1	–	–	1
	Lighting Switch 燈掣	1	–	–	1	–	1	–	–	1	–	–	1	–	–	1	–	1	1	–	–	1	1	1	–	–	1	1	1	1	–	–	1
	Electric Curtain Switch 電動窗簾掣	1	–	–	1	–	1	–	–	1	–	–	1	–	–	1	–	1	1	–	–	1	1	1	–	–	1	1	1	1	–	–	1
Bedroom 3 睡房 3	13A Twin Socket Outlet 雙位電插座	–	–	–	–	–	–	–	–	–	–	–	–	–	–	–	–	–	–	–	–	–	–	–	–	–	–	–	–	–	–	–	–
	TV/FM Outlet 電視及電台插座	–	–	–	–	–	–	–	–	–	–	–	–	–	–	–	–	–	–	–	–	–	–	–	–	–	–	–	–	–	–	–	–
	Telephone Outlet 電話插座	–	–	–	–	–	–	–	–	–	–	–	–	–	–	–	–	–	–	–	–	–	–	–	–	–	–	–	–	–	–	–	–
	Double Pole Switch 雙極開關掣	–	–	–	–	–	–	–	–	–	–	–	–	–	–	–	–	–	–	–	–	–	–	–	–	–	–	–	–	–	–	–	–
	Fused Spur Unit 接線位連保險絲	–	–	–	–	–	–	–	–	–	–	–	–	–	–	–	–	–	–	–	–	–	–	–	–	–	–	–	–	–	–	–	–
	Lighting Point 燈位	–	–	–	–	–	–	–	–	–	–	–	–	–	–	–	–	–	–	–	–	–	–	–	–	–	–	–	–	–	–	–	–

Schedule of Mechanical & Electrical Provisions of Residential Units 住宅單位機電裝置數量說明表																																		
Location 位置	Description 描述	Tower 6 第6座																Tower 7 第7座																
		1/F 1樓					2-3/F, 5-12/F & 15-18/F (except Unit B of 16/F) 2至3樓、5至12樓 及15至18樓 (16樓B單位除外)					16/F 16樓	19/F 19樓					1/F 1樓					2-3/F, 5-12/F & 15-18/F (except Unit A of 16/F) 2至3樓、5至12樓 及15至18樓 (16樓A單位除外)					16/F 16樓	19/F 19樓					
A	B	C	D	E	A	B	C	D	E	B	A	B	C	D	E	A	B	C	D	E	A	B	C	D	E	A	A	B	C	D	E			
Bedroom 3 睡房 3	Lighting Switch 燈掣	—	—	—	—	—	—	—	—	—	—	—	—	—	—	—	—	—	—	—	—	—	—	—	—	—	—	—	—	—	—	—		
	Electric Curtain Switch 電動窗簾掣	—	—	—	—	—	—	—	—	—	—	—	—	—	—	—	—	—	—	—	—	—	—	—	—	—	—	—	—	—	—	—		
Utility Room / Store Room 工作間 / 儲物房	13A Twin Socket Outlet 雙位電插座	—	1	—	—	—	—	1	—	—	—	1	—	1	—	—	1	1	—	1	1	1	1	—	1	1	1	1	1	—	1	1		
	Double Pole Switch 雙極開關掣	—	1	—	—	—	—	1	—	—	—	1	—	1	—	—	2	1	—	1	1	2	1	—	1	1	2	2	1	—	1	1		
	Fused Spur Unit 接線位連保險絲	—	—	—	—	—	—	—	—	—	—	—	—	—	—	—	—	—	—	—	—	—	—	—	—	—	—	—	—	—	—	—		
	Lighting Point 燈位	—	1	—	—	—	—	1	—	—	—	1	—	1	—	—	1	1	—	1	1	1	1	—	1	1	1	1	1	—	1	1		
	Lighting Switch 燈掣	—	1	—	—	—	—	1	—	—	—	1	—	1	—	—	2	1	—	1	1	2	1	—	1	1	2	2	1	—	1	1		
	Miniature Circuit Breakers Board 總電掣箱	—	1	—	—	—	—	1	—	—	—	1	—	1	—	—	1	1	—	—	1	1	1	—	—	1	1	1	1	—	—	1		
Master Bathroom 主人浴室	13A Single Socket Outlet 單位電插座	2	—	—	2	—	2	—	—	2	—	—	2	—	—	2	2	—	—	2	2	2	—	—	2	2	2	2	—	—	2			
	Fused Spur Unit 接線位連保險絲	—	—	—	—	—	—	—	—	—	—	—	—	—	—	—	—	—	—	1	—	—	—	—	1	—	—	—	—	—	—	1		
	Double Pole Switch 雙極開關掣	1	—	—	1	—	1	—	—	1	—	—	1	—	—	1	1	—	—	1	1	1	—	—	1	1	1	1	—	—	1			
	Lighting Point 燈位	4	—	—	4	—	4	—	—	4	—	—	4	—	—	4	4	—	—	4	4	4	—	—	4	4	4	4	—	—	4			
	Town Gas Water Heater Remote Control 煤氣熱水爐溫度控制器	1	—	—	1	—	1	—	—	1	—	—	1	—	—	1	—	1	1	—	—	1	1	1	—	—	1	1	1	1	—	—	1	

Schedule of Mechanical & Electrical Provisions of Residential Units																																	
住宅單位機電裝置數量說明表																																	
Location 位置	Description 描述	Tower 6 第6座																Tower 7 第7座															
		1/F 1樓					2-3/F, 5-12/F & 15-18/F (except Unit B of 16/F) 2至3樓、5至12樓 及15至18樓 (16樓B單位除外)					16/F 16樓	19/F 19樓					1/F 1樓					2-3/F, 5-12/F & 15-18/F (except Unit A of 16/F) 2至3樓、5至12樓 及15至18樓 (16樓A單位除外)					16/F 16樓	19/F 19樓				
		A	B	C	D	E	A	B	C	D	E	B	A	B	C	D	E	A	B	C	D	E	A	B	C	D	E	A	A	B	C	D	E
Bathroom / Bathroom 1 浴室 / 浴室1	13A Single Socket Outlet 單位電插座	2	2	2	2	2	2	2	2	2	2	2	2	2	2	2	2	2	2	2	2	2	2	2	2	2	2	2	2	2	2	2	2
	Fused Spur Unit 接線位連保險絲	1	1	—	1	1	1	1	—	1	1	1	1	1	—	1	1	1	1	1	1	1	1	1	1	1	1	1	1	1	1	1	1
	Double Pole Switch 雙極開關掣	1	1	1	1	1	1	1	1	1	1	1	1	1	1	1	1	1	1	1	1	1	1	1	1	1	1	1	1	1	1	1	1
	Lighting Point 燈位	4	4	4	4	4	4	4	4	4	4	4	4	4	4	4	4	4	4	4	4	4	4	4	4	4	4	4	4	4	4	4	4
	Town Gas Water Heater Remote Control 煤氣熱水爐溫度控制器	1	1	1	1	1	1	1	1	1	1	1	1	1	1	1	1	1	1	1	1	1	1	1	1	1	1	1	1	1	1	1	1
Bathroom 2 浴室2	13A Single Socket Outlet 單位電插座	—	—	—	—	—	—	—	—	—	—	—	—	—	—	—	—	—	—	—	—	—	—	—	—	—	—	—	—	—	—	—	—
	Fused Spur Unit 接線位連保險絲	—	—	—	—	—	—	—	—	—	—	—	—	—	—	—	—	—	—	—	—	—	—	—	—	—	—	—	—	—	—	—	—
	Double Pole Switch 雙極開關掣	—	—	—	—	—	—	—	—	—	—	—	—	—	—	—	—	—	—	—	—	—	—	—	—	—	—	—	—	—	—	—	—
	Lighting Point 燈位	—	—	—	—	—	—	—	—	—	—	—	—	—	—	—	—	—	—	—	—	—	—	—	—	—	—	—	—	—	—	—	—
	Town Gas Water Heater Remote Control 煤氣熱水爐溫度控制器	—	—	—	—	—	—	—	—	—	—	—	—	—	—	—	—	—	—	—	—	—	—	—	—	—	—	—	—	—	—	—	—
Bath 3 浴室3	13A Single Socket Outlet 單位電插座	—	—	—	—	—	—	—	—	—	—	—	—	—	—	—	—	—	—	—	—	—	—	—	—	—	—	—	—	—	—	—	—
	Fused Spur Unit 接線位連保險絲	—	—	—	—	—	—	—	—	—	—	—	—	—	—	—	—	—	—	—	—	—	—	—	—	—	—	—	—	—	—	—	—
	Double Pole Switch 雙極開關掣	—	—	—	—	—	—	—	—	—	—	—	—	—	—	—	—	—	—	—	—	—	—	—	—	—	—	—	—	—	—	—	—
	Lighting Point 燈位	—	—	—	—	—	—	—	—	—	—	—	—	—	—	—	—	—	—	—	—	—	—	—	—	—	—	—	—	—	—	—	—

Schedule of Mechanical & Electrical Provisions of Residential Units																																		
住宅單位機電裝置數量說明表																																		
Location 位置	Description 描述	Tower 6 第6座																Tower 7 第7座																
		1/F 1樓					2-3/F, 5-12/F & 15-18/F (except Unit B of 16/F) 2至3樓、5至12樓 及15至18樓 (16樓B單位除外)					16/F 16樓	19/F 19樓					1/F 1樓					2-3/F, 5-12/F & 15-18/F (except Unit A of 16/F) 2至3樓、5至12樓 及15至18樓 (16樓A單位除外)					16/F 16樓	19/F 19樓					
A	B	C	D	E	A	B	C	D	E	B	A	B	C	D	E	A	B	C	D	E	A	B	C	D	E	A	A	B	C	D	E			
Bath 3 浴室3	Town Gas Water Heater Remote Control 煤氣熱水爐溫度控制器	—	—	—	—	—	—	—	—	—	—	—	—	—	—	—	—	—	—	—	—	—	—	—	—	—	—	—	—	—	—	—		
Restroom / Restroom 1 洗手間 / 洗手間 1	13A Single Socket Outlet 單位電插座	—	—	—	—	—	—	—	—	—	—	—	—	—	—	—	—	—	—	—	—	—	—	—	—	—	—	—	—	—	—	—		
	Fused Spur Unit 接線位連保險絲	—	—	—	—	—	—	—	—	—	—	—	—	—	—	—	1	—	—	—	—	1	—	—	—	—	1	1	—	—	—	—		
	Lighting Point 燈位	—	—	—	—	—	—	—	—	—	—	—	—	—	—	—	1	—	—	—	—	1	—	—	—	—	1	1	—	—	—	—		
Restroom 2 洗手間 2	13A Single Socket Outlet 單位電插座	—	—	—	—	—	—	—	—	—	—	—	—	—	—	—	—	—	—	—	—	—	—	—	—	—	—	—	—	—	—	—		
	Fused Spur Unit 接線位連保險絲	—	—	—	—	—	—	—	—	—	—	—	—	—	—	—	—	—	—	—	—	—	—	—	—	—	—	—	—	—	—	—		
	Lighting Point 燈位	—	—	—	—	—	—	—	—	—	—	—	—	—	—	—	—	—	—	—	—	—	—	—	—	—	—	—	—	—	—	—		
Kitchen 廚房	13A Single Socket Outlet connected with kitchen appliances 單位電插座 (已接駁廚房設備)	6	4	4	4	4	6	4	4	4	4	4	6	4	4	4	4	4	6	6	4	4	4	6	6	4	4	4	4	6	6	4		
	13A Twin Socket Outlet connected with kitchen appliances 雙位電插座 (已接駁廚房設備)	—	1	1	1	1	—	1	1	1	1	1	—	1	1	1	1	1	—	—	1	1	1	—	—	1	1	1	1	—	—	1		
	Fused Spur Unit 接線位連保險絲	5	5	5	5	5	5	5	5	5	5	5	5	5	5	5	6	5	5	5	5	6	5	5	5	5	6	6	5	5	5	5		
	13A Twin Socket Outlet 雙位電插座	2	2	2	2	2	2	2	2	2	2	2	2	2	2	2	2	2	2	2	2	2	2	2	2	2	2	2	2	2	2	2		
	Double Pole Switch 雙極開關掣	2	1	1	2	1	2	1	1	2	1	1	2	1	1	2	1	2	2	—	1	2	2	2	—	1	2	2	2	—	1	2		
	Isolator for Jacuzzi Electric Water Heater 按摩池電熱水爐開關掣	—	—	—	—	—	—	—	—	—	—	—	—	—	—	—	—	—	—	—	—	—	—	—	—	—	—	—	—	—	—	—		

Schedule of Mechanical & Electrical Provisions of Residential Units																																		
住宅單位機電裝置數量說明表																																		
Location 位置	Description 描述	Tower 6 第6座																Tower 7 第7座																
		1/F 1樓					2-3/F, 5-12/F & 15-18/F (except Unit B of 16/F) 2至3樓、5至12樓 及15至18樓 (16樓B單位除外)					16/F 16樓	19/F 19樓					1/F 1樓					2-3/F, 5-12/F & 15-18/F (except Unit A of 16/F) 2至3樓、5至12樓 及15至18樓 (16樓A單位除外)					16/F 16樓	19/F 19樓					
A	B	C	D	E	A	B	C	D	E	B	A	B	C	D	E	A	B	C	D	E	A	B	C	D	E	A	A	B	C	D	E			
Kitchen 廚房	Town Gas Water Heater Remote Control 煤氣熱水爐溫度控制器	1	1	1	1	1	1	1	1	1	1	1	1	1	1	1	1	1	1	1	1	1	1	1	1	1	1	1	1	1	1	1		
	Miniature Circuit Breakers Board 總電掣箱	1	—	1	1	1	1	—	1	1	1	—	1	—	1	1	1	—	—	1	1	—	—	—	1	1	—	—	—	—	1	1	—	
	Door Bell 門鈴	1	1	1	1	1	1	1	1	1	1	1	1	1	1	1	1	1	1	1	1	1	1	1	1	1	1	1	1	1	1	1		
	Washing Machine Connection Point (Water Inlet) 洗衣機接駁點 (來水位)	1	1	1	1	1	1	1	1	1	1	1	1	1	1	1	1	1	1	1	1	1	1	1	1	1	1	1	1	1	1	1		
	Washing Machine Connection Point (Water Outlet) 洗衣機接駁點 (去水位)	1	1	1	1	1	1	1	1	1	1	1	1	1	1	1	1	1	1	1	1	1	1	1	1	1	1	1	1	1	1	1		
	Dryer Connection Point (Water Outlet) 乾衣機接駁點 (去水位)	—	—	—	—	—	—	—	—	—	—	—	—	—	—	—	—	—	—	—	—	—	—	—	—	—	—	—	—	—	—	—		
	Dishwasher Connection Point (Water Inlet) 洗碗碟機接駁點 (來水位)	—	—	—	—	—	—	—	—	—	—	—	—	—	—	—	—	—	—	—	—	—	—	—	—	—	—	—	—	—	—	—		
	Dishwasher Connection Point (Water Outlet) 洗碗碟機接駁點 (去水位)	—	—	—	—	—	—	—	—	—	—	—	—	—	—	—	—	—	—	—	—	—	—	—	—	—	—	—	—	—	—	—		
	Lighting Point 燈位	4	4	3	4	3	4	4	3	4	3	4	4	4	3	4	3	4	4	3	3	4	4	4	3	3	4	4	4	4	3	3	4	
	Lighting Switch 燈掣	—	1	1	1	—	—	1	1	1	—	1	—	1	1	1	—	1	—	—	—	—	1	—	—	—	—	1	1	—	—	—	—	
Internal Staircase 內置樓梯	Lighting Point 燈位	—	—	—	—	—	—	—	—	—	—	—	—	—	—	—	—	—	—	—	—	—	—	—	—	—	—	—	—	—	—	—		
	Lighting Switch 燈掣	—	—	—	—	—	—	—	—	—	—	—	—	—	—	—	—	—	—	—	—	—	—	—	—	—	—	—	—	—	—	—		
Balcony 露台	Lighting Point 燈位	—	1	1	—	—	1	1	1	1	1	1	1	1	1	1	1	1	1	1	—	1	1	1	1	1	1	1	1	1	1	1		

Schedule of Mechanical & Electrical Provisions of Residential Units
住宅單位機電裝置數量說明表

Location 位置	Description 描述	Tower 6 第6座															Tower 7 第7座																
		1/F 1樓					2-3/F, 5-12/F & 15-18/F (except Unit B of 16/F) 2至3樓、5至12樓 及15至18樓 (16樓B單位除外)					16/F 16樓	19/F 19樓					1/F 1樓					2-3/F, 5-12/F & 15-18/F (except Unit A of 16/F) 2至3樓、5至12樓 及15至18樓 (16樓A單位除外)					16/F 16樓	19/F 19樓				
		A	B	C	D	E	A	B	C	D	E	B	A	B	C	D	E	A	B	C	D	E	A	B	C	D	E	A	A	B	C	D	E
Utility Platform 工作平台	Lighting Point 燈位	—	—	—	1	—	1	1	1	1	—	1	1	1	1	1	—	1	—	—	—	—	1	—	—	—	—	1	1	—	—	—	—
Air conditioning Platform 空調機平台	Isolator for Air Conditioner Outdoor Unit 室外空調機開關掣	2	2	2	2	2	2	2	2	2	2	2	2	2	2	2	2	2	2	2	2	2	2	2	2	2	2	2	2	2	2	2	
Roof 天台	13A Waterproof Type Socket Outlet 防水電插座	—	—	—	—	—	—	—	—	—	—	—	1	1	1	1	1	—	—	—	—	—	—	—	—	—	—	1	1	1	1	1	
	Isolator for Jacuzzi 按摩池開關掣	—	—	—	—	—	—	—	—	—	—	—	—	—	—	—	—	—	—	—	—	—	—	—	—	—	—	—	—	—	—	—	
	Waterproof Lighting Switch 防水燈掣	—	—	—	—	—	—	—	—	—	—	—	1	1	1	1	1	—	—	—	—	—	—	—	—	—	—	1	1	1	1	1	
	Lighting Point 燈位	—	—	—	—	—	—	—	—	—	—	—	8	7	8	9	6	—	—	—	—	—	—	—	—	—	—	12	10	6	9	11	
Flat Roof / Garden 平台 / 花園	13A Waterproof Type Socket Outlet 防水電插座	1	1	2	1	1	—	—	—	—	—	—	—	—	—	—	—	—	—	—	—	1	—	—	—	—	—	—	—	—	—	—	—
	Lighting Point 燈位	9	1	4	3	6	—	—	—	—	—	—	—	—	—	—	—	—	—	—	—	8	—	—	—	—	—	—	—	—	—	—	—

Appliances Schedule 設備說明表																		
Location 位置	Appliance 設備	Brand Name 品牌	Model Number 型號	Tower 1 第1座														
				3/F, 5-12/F & 15-17/F 3樓、5至12樓 及15至17樓	18/F 18樓	1-3/F, 5-12/F & 15-18/F 1至3樓、5至12樓 及15至18樓				1-3/F, 5-12/F & 15-17/F 1至3樓、5至12樓 及15至17樓			18/F 18樓	19/F 19樓				
				A	A	B	C	D	E	F	G		G	A	B	C	D	E
Living Room, Dining Room, Master Ensuite, Master Bedroom, Bedroom 1, Bedroom 2, Bedroom 3, Corridor, Utility Room & Store Room 客廳、飯廳、 主人套房、 主人睡房、 睡房 1、睡房 2、 睡房 3、走廊、 工作間及儲物房	Split Type Air-Conditioner Indoor Unit 分體式空調機(室內機)	Mitsubishi Electric 三菱電機	MLZ-KA25VA	–	V	–	–	–	–	–	–		V	–	–	–	–	–
			MSZ-GE25VA	V	V	V	V	V	V	V	V		V	–	–	V	V	V
			MSZ-GE42VA	V	V	V	V	V	V	V	V		V	–	–	V	V	V
			MSZ-GE50VA	–	–	–	–	–	V	V	–		–	–	–	V	V	V
			MSZ-GE60VA	–	–	V	V	V	–	–	V		V	–	–	–	–	–
			MSZ-GE71VA	V	V	–	–	–	–	–	–		–	–	–	–	–	–
	Split Type Air-Conditioner Outdoor Unit 分體式空調機(室外機)	Mitsubishi Electric 三菱電機	MUZ-GE42VA	–	–	–	–	–	–	–	–		–	–	–	–	–	–
			MUZ-GE50VA	–	–	–	–	–	V	–	–		–	–	–	V	V	–
			MUZ-GE60VA	–	–	–	–	V	–	–	–		–	–	–	–	–	–
			MXZ-2C52VA	V	V	–	–	–	–	–	–		–	–	–	–	–	–
			MXZ-3C68VA	V	V	V	V	V	V	V	V		V	–	–	V	V	V
			MXZ-4C80VA	–	–	V	V	–	–	V	V		V	–	–	–	–	V
			MXZ-5C100VA	V	V	–	–	–	–	–	–		–	–	–	–	–	–
	VRF Type Air-Conditioner Indoor Unit 變頻多聯式空調機(室內機)	Mitsubishi Electric 三菱電機	PKFY-P25VBM-E	–	–	–	–	–	–	–	–		–	V	V	–	–	–
			PKFY-P32VHM-E	–	–	–	–	–	–	–	–		–	–	V	–	–	–
			PKFY-P40VHM-E	–	–	–	–	–	–	–	–		–	V	V	–	–	–
			PKFY-P50VHM-E	–	–	–	–	–	–	–	–		–	–	V	–	–	–
			PKFY-P63VKM-E	–	–	–	–	–	–	–	–		–	V	V	–	–	–
	VRF Type Air-Conditioner Outdoor Unit 變頻多聯式空調機(室外機)	Mitsubishi Electric 三菱電機	PUMY-P112VKM	–	–	–	–	–	–	–	–		–	V	V	–	–	–
			PUMY-P125VKM	–	–	–	–	–	–	–	–		–	V	–	–	–	–
	Wireless Router (For Home Automation System) 無線路由器(用於家居智能系統)	Netgear	Netgear N300	V	V	V	V	–	–	–	V		V	V	V	–	–	–
	Infrared Transmitter (For Air-Conditioner Control) 紅外線發射器(用於空調機控制)	Carrot	ITX-002	V	V	–	–	–	–	–	–		–	V	V	–	–	–
	Portable Home Automation Pad 手提家居智能控制器		LA3-TBL5D-W	V	V	V	V	V	V	V	V		V	V	V	V	V	V

Appliances Schedule 設備說明表																				
Location 位置	Appliance 設備	Brand Name 品牌	Model Number 型號	Tower 1 第1座																
				3/F, 6-12/F & 15-17/F 3樓、6至12樓 及15至17樓	5/F 5樓	18/F 18樓	1-3/F, 5-12/F & 15-18/F 1至3樓、5至12樓 及15至18樓			1-3/F, 5-12/F & 15-17/F 1至3樓、5至12樓 及15至17樓			18/F 18樓	19/F 19樓						
				A	A	A	B	C	D	E	F	G			G	A	B	C	D	E
Living Room, Dining Room, Master Ensuite, Master Bedroom, Bedroom 1, Bedroom 2 客廳、飯廳、主人套房、 主人睡房、睡房 1、睡房 2	Infrared Transmitter (For Air-Conditioner Control) 紅外線發射器 (用於空調機控制)	Carrot	ITX-002	V	V	V	V	V	V	V	V	V			V	V	V	V	V	
	Electric Curtain Motor 電動窗簾馬達	Toso	Powerful 3L-HM	–	V*	–	–	–	–	–	–	–			–	–	–	–	–	
Kitchen 廚房	Duct Type Ventilation Fan 風喉式抽氣扇	Panasonic	FV-04NU1H	V	V	V	V	V	V	V	V	V			V	–	–	V	V	V
			FV-05NU1H	–	–	–	–	–	–	–	–	–			–	V	V	–	–	–
	Single Burner 單頭煮食爐	Miele	CS1018	V	V	V	V	V	V	V	V	V			V	V	V	V	V	V
	Double Burner 雙頭煮食爐		CS1013-1	V	V	V	V	V	V	V	V	V			V	V	V	V	V	
	BBQ Grill 燒烤爐		CS1312BG	V	V	–	–	–	–	–	–			–	V	V	–	–	–	
	Telescopic Hood 伸縮式抽油煙機		DA3466	–	–	–	–	–	–	–	–			–	–	–	–	–	–	
			DA3496	–	–	–	V	V	V	V	V	V			V	–	–	V	V	V
	Chimney Hood 煙囪式抽油煙機		DA5496W	V	V	V	–	–	–	–	–	–			–	V	V	–	–	–
	Microwave 微波爐		M6032	–	–	–	–	–	–	–	–	–			–	V	V	–	–	–
	Electric Oven 電焗爐		H6461B	–	–	–	–	–	–	–	–	–			–	V	V	–	–	–
	Microwave Combination Oven 微波焗爐		H6200BM	–	–	–	V	V	V	V	V	V			V	–	–	V	V	V
			H6400BM	V	V	V	–	–	–	–	–	–			–	–	–	–	–	–
	Steam Oven 蒸爐		DG6200	–	–	–	V	V	–	–	–	V			V	–	–	–	–	–
			DG6401	V	V	V	–	–	–	–	–	–			–	V	V	–	–	–

* Electric Curtain Motor is provided at Living Room and Master Ensuite only
電動窗簾馬達只於客廳及主人套房提供

Appliances Schedule 設備說明表																		
Location 位置	Appliance 設備	Brand Name 品牌	Model Number 型號	Tower 1 第1座														
				3/F, 5-12/F & 15-17/F 3樓、5至12樓 及15至17樓	18/F 18樓	1-3/F, 5-12/F & 15-18/F 1至3樓、5至12樓 及15至18樓				1-3/F, 5-12/F & 15-17/F 1至3樓、5至12樓 及15至17樓			18/F 18樓	19/F 19樓				
				A	A	B	C	D	E	F	G			G	A	B	C	D
Kitchen 廚房	Refrigerator 雪櫃	Miele	KFNS37232iD	V	V	V	V	V	V	V	V	V	V	–	–	V	V	V
			KF1911Vi	–	–	–	–	–	–	–	–	–	–	V	V	–	–	–
		Siemens 西門子	KI24LV20HK	–	–	–	–	–	–	–	–	–	–	–	–	–	–	–
	Wine Conditioning Unit 酒櫃	Miele	KWT6321UG	V	V	–	–	–	–	–	–	–	–	V	V	–	–	–
		Gorenje 歌爾	XWCIU209BCX	–	–	–	–	V	V	V	–	–	–	–	–	V	V	V
			XWCIU309BCX	–	–	V	V	–	–	–	V	V	–	–	–	–	–	–
	Washer Dryer 洗衣乾衣機	Miele	WT2798iWPM	V	V	V	V	V	V	V	V	V	V	–	–	V	V	V
	Washer 洗衣機		W2859iWPM	–	–	–	–	–	–	–	–	–	–	V	V	–	–	–
	Dryer 乾衣機		T4859Ci	–	–	–	–	–	–	–	–	–	–	V	V	–	–	–
	Coffee Machine 咖啡機		CVA6401	V	V	–	–	–	–	–	–	–	–	V	V	–	–	–
	Dishes Washer 洗碗碟機		G6160SCVi	–	–	–	–	–	–	–	–	–	–	V	V	–	–	–
	Gas Water Heater 煤氣熱水爐		TGC	TNJW161TFQL	–	–	–	–	V	V	V	–	–	–	–	–	V	V
	TNJW221TFQL	V		V	V	V	–	–	–	V	V	V	–	–	–			
	Electric Water Heater 電熱水爐	Stiebel Eltron 斯寶亞創	DHM6	–	–	–	–	–	–	–	–	–	–	V	–	–	–	–
			DHE 21 SLi	–	–	–	–	–	–	–	–	–	–	V	V	–	–	–
	HA Controllor 智能家居控制器	Carrot	LAI-GPIO	V	V	V	V	V	V	V	V	V	V	V	V	V	V	V

Appliances Schedule 設備說明表																		
Location 位置	Appliance 設備	Brand Name 品牌	Model Number 型號	Tower 1 第1座														
				3/F, 5-12/F & 15-17/F 3樓、5至12樓 及15至17樓	18/F 18樓	1-3/F, 5-12/F & 15-18/F 1至3樓、5至12樓 及15至18樓				1-3/F, 5-12/F & 15-17/F 1至3樓、5至12樓 及15至17樓		18/F 18樓	19/F 19樓					
				A	A	B	C	D	E	F	G		G	A	B	C	D	E
Master Bathroom 主人浴室	Thermo Ventilator 浴室寶	Panasonic	FV-40BE2H	V	V	V	V	–	–	–	V		V	V	V	–	–	–
	Duct Type Ventilation Fan 風喉式抽氣扇		FV-04NU1H	–	–	V	–	–	–	–	–		–	–	V	–	–	–
	Wireless Bluetooth Amplifier 無線藍牙擴音器	CAV	HT-42BT	V	V	V	V	–	–	–	V		V	V	V	–	–	–
	Ceiling Loudspeaker 天花揚聲器	Bosch 博世	LC5-WC06E4	V	V	V	V	–	–	–	V		V	V	V	–	–	–
Bathroom / Bathroom 1 浴室 / 浴室 1	Thermo Ventilator 浴室寶	Panasonic	FV-40BE2H	V	V	V	V	V	V	V	V		V	V	V	V	V	V
	Duct Type Ventilation Fan 風喉式抽氣扇		FV-04NU1H	V	V	V	–	–	V	V	V		V	V	V	–	V	V
	Wireless Bluetooth Amplifier 無線藍牙擴音器	CAV	HT-42BT	V	V	V	V	V	V	V	V		V	V	V	V	V	V
	Ceiling Loudspeaker 天花揚聲器	Bosch 博世	LC5-WC06E4	V	V	V	V	V	V	V	V		V	V	V	V	V	V
Bathroom 2 浴室 2	Thermo Ventilator 浴室寶	Panasonic	FV-40BE2H	–	–	–	–	–	–	–	–		–	V	V	–	–	–
	Duct Type Ventilation Fan 風喉式抽氣扇		FV-04NU1H	–	–	–	–	–	–	–	–		–	–	–	–	–	–
	Wireless Bluetooth Amplifier 無線藍牙擴音器	CAV	HT-42BT	–	–	–	–	–	–	–	–		–	V	V	–	–	–
	Ceiling Loudspeaker 天花揚聲器	Bosch 博世	LC5-WC06E4	–	–	–	–	–	–	–	–		–	V	V	–	–	–

Appliances Schedule 設備說明表																		
Location 位置	Appliance 設備	Brand Name 品牌	Model Number 型號	Tower 1 第1座														
				3/F, 5-12/F & 15-17/F 3樓、5至12樓 及15至17樓	18/F 18樓	1-3/F, 5-12/F & 15-18/F 1至3樓、5至12樓 及15至18樓				1-3/F, 5-12/F & 15-17/F 1至3樓、5至12樓 及15至17樓		18/F 18樓	19/F 19樓					
				A	A	B	C	D	E	F	G		G	A	B	C	D	E
Bathroom 3 浴室 3	Thermo Ventilator 浴室寶	Panasonic	FV-40BE2H	—	—	—	—	—	—	—	—		—	V	—	—	—	—
	Duct Type Ventilation Fan 風喉式抽氣扇		FV-04NU1H	—	—	—	—	—	—	—		—	V	—	—	—	—	
	Wireless Bluetooth Amplifier 無線藍牙擴音器	CAV	HT-42BT	—	—	—	—	—	—	—		—	V	—	—	—	—	
	Ceiling Loudspeaker 天花揚聲器	Bosch 博世	LC5-WC06E4	—	—	—	—	—	—	—		—	V	—	—	—	—	
Restroom / Restroom 1 洗手間 / 洗手間 1	Duct Type Ventilation Fan 風喉式抽氣扇	Panasonic	FV-04NU1H	V	V	—	—	—	—	—	—		—	V	V	—	—	—
	Wireless Bluetooth Amplifier 無線藍牙擴音器	CAV	HT-42BT	—	—	—	—	—	—	—		—	—	V	—	—	—	
	Ceiling Loudspeaker 天花揚聲器	Bosch 博世	LC5-WC06E4	—	—	—	—	—	—	—		—	—	V	—	—	—	
Restroom 2 洗手間 2	Duct Type Ventilation Fan 風喉式抽氣扇	Panasonic	FV-04NU1H	—	—	—	—	—	—	—	—		—	—	V	—	—	—
	Wireless Router 無線路由器	Netgear	Netgear N300	—	—	—	—	—	—	—	—		—	—	V	—	—	—
	Wireless Bluetooth Amplifier 無線藍牙擴音器	CAV	HT-42BT	—	—	—	—	—	—	—		—	—	—	—	—	—	
	Ceiling Loudspeaker 天花揚聲器	Bosch 博世	LC5-WC06E4	—	—	—	—	—	—	—		—	—	—	—	—	—	
Roof 天台	Jacuzzi 按摩池	TEUCO	CHEERS CH1	—	—	—	—	—	—	—	—		—	V	V	—	—	—

Appliances Schedule 設備說明表																									
Location 位置	Appliance 設備	Brand Name 品牌	Model Number 型號	Tower 2 第2座										Tower 3 第3座											
				1-3/F, 5-12/F & 15-18/F 1至3樓、5至12樓 及15至18樓						19/F 19樓				G/F 地下				1-3/F, 5-12/F & 15-19/F 1至3樓、5至12樓 及15至19樓							
				A	B	C	D	E	F	A	B	C	D	A	B	C	D	A	B	C	D	E	F	G	
Living Room, Dining Room, Master Ensuite, Master Bedroom, Bedroom 1, Bedroom 2, Bedroom 3, Corridor, Utility Room & Store Room 客廳、飯廳、 主人套房、 主人睡房、 睡房 1、睡房 2、 睡房 3、走廊、 工作間及儲物房	Split Type Air-Conditioner Indoor Unit 分體式空調機(室內機)	Mitsubishi Electric 三菱電機	MLZ-KA25VA	–	–	–	–	–	–	–	–	–	–	–	–	–	–	–	–	–	–	–	–	–	
			MSZ-GE25VA	V	V	–	V	V	–	–	V	V	–	V	V	V	V	V	V	V	V	V	V	V	V
			MSZ-GE42VA	V	V	V	V	V	V	–	V	V	V	–	V	V	V	V	V	V	V	V	V	V	V
			MSZ-GE50VA	–	V	–	V	V	V	–	V	V	V	V	V	V	V	–	V	–	–	V	V	V	V
			MSZ-GE60VA	V	–	–	–	–	–	–	–	–	–	–	–	–	–	V	–	V	V	–	–	–	–
			MSZ-GE71VA	–	–	–	–	–	–	–	–	–	–	–	–	–	–	–	–	–	–	–	–	–	–
	Split Type Air-Conditioner Outdoor Unit 分體式空調機(室外機)	Mitsubishi Electric 三菱電機	MUZ-GE42VA	–	–	V	–	–	V	–	–	–	V	–	–	–	–	–	–	–	–	–	–	–	–
			MUZ-GE50VA	–	V	–	V	V	V	–	V	V	V	–	V	V	V	–	V	–	–	V	V	V	V
			MUZ-GE60VA	–	–	–	–	–	–	–	–	–	–	–	–	–	–	–	–	V	V	–	–	–	–
			MXZ-2C52VA	–	–	–	–	–	–	–	–	–	–	–	–	–	–	–	–	–	–	–	–	–	
			MXZ-3C68VA	V	V	–	V	V	–	–	V	V	–	–	V	V	V	–	V	V	V	V	V	V	V
			MXZ-4C80VA	V	–	–	–	–	–	–	–	–	–	V	V	V	V	V	–	–	–	–	–	–	–
			MXZ-5C100VA	–	–	–	–	–	–	–	–	–	–	V	–	–	–	V	–	–	–	–	–	–	–
	VRF Type Air-Conditioner Indoor Unit 變頻多聯式空調機(室內機)	Mitsubishi Electric 三菱電機	PKFY-P25VBM-E	–	–	–	–	–	–	V	–	–	–	–	–	–	–	–	–	–	–	–	–	–	–
			PKFY-P32VHM-E	–	–	–	–	–	–	V	–	–	–	–	–	–	–	–	–	–	–	–	–	–	–
			PKFY-P40VHM-E	–	–	–	–	–	–	V	–	–	–	–	–	–	–	–	–	–	–	–	–	–	–
			PKFY-P50VHM-E	–	–	–	–	–	–	–	–	–	–	–	–	–	–	–	–	–	–	–	–	–	–
			PKFY-P63VKM-E	–	–	–	–	–	–	V	–	–	–	–	–	–	–	–	–	–	–	–	–	–	–
	VRF Type Air-Conditioner Outdoor Unit 變頻多聯式空調機(室外機)	Mitsubishi Electric 三菱電機	PUMY-P112VKM	–	–	–	–	–	–	V	–	–	–	–	–	–	–	–	–	–	–	–	–	–	–
			PUMY-P125VKM	–	–	–	–	–	–	V	–	–	–	–	–	–	–	–	–	–	–	–	–	–	–
	Wireless Router (For Home Automation System) 無線路由器(用於家居智能系統)	Netgear	Netgear N300	V	–	–	–	–	–	V	–	–	–	V	V	V	V	V	–	–	–	–	–	–	–
	Infrared Transmitter (For Air-Conditioner Control) 紅外線發射器(用於空調機控制)	Carrot	ITX-002	–	–	–	–	–	–	V	–	–	–	V	V	V	V	–	–	–	–	–	–	–	–
	Portable Home Automation Pad 手提家居智能控制器		LA3-TBL5D-W	V	V	V	V	V	V	V	V	V	V	V	V	V	V	V	V	V	V	V	V	V	V

Appliances Schedule 設備說明表																									
Location 位置	Appliance 設備	Brand Name 品牌	Model Number 型號	Tower 2 第2座										Tower 3 第3座											
				1-3/F, 5-12/F & 15-18/F 1至3樓、5至12樓 及15至18樓						19/F 19樓				G/F 地下				1-3/F, 5-12/F & 15-19/F 1至3樓、5至12樓 及15至19樓							
				A	B	C	D	E	F	A	B	C	D	A	B	C	D	A	B	C	D	E	F	G	
Living Room, Dining Room, Master Ensuite, Master Bedroom, Bedroom 1, Bedroom 2 客廳、飯廳、 主人套房、 主人睡房、 睡房 1、睡房 2	Infrared Transmitter (For Air-Conditioner Control) 紅外線發射器（用於空調機控制）	Carrot	ITX-002	V	V	V	V	V	V	V	V	V	V	V	V	V	V	V	V	V	V	V	V	V	
Kitchen 廚房	Duct Type Ventilation Fan 風喉式抽氣扇	Panasonic	FV-04NU1H	V	V	V	V	V	V	–	V	V	V	–	V	V	V	V	V	V	V	V	V	V	V
			FV-05NU1H	–	–	–	–	–	–	V	–	–	–	V	–	–	–	–	–	–	–	–	–	–	–
	Single Burner 單頭煮食爐	Miele	CS1018	V	V	V	V	V	V	V	V	V	V	V	V	V	V	V	V	V	V	V	V	V	V
	Double Burner 雙頭煮食爐		CS1013-1	V	V	V	V	V	V	V	V	V	V	V	V	V	V	V	V	V	V	V	V	V	
	BBQ Grill 燒烤爐		CS1312BG	–	–	–	–	–	–	V	–	–	–	–	–	–	–	–	–	–	–	–	–	–	
	Telescopic Hood 伸縮式抽油煙機		DA3466	–	–	V	–	–	V	–	–	–	V	–	–	–	–	–	–	–	–	–	–	–	–
			DA3496	V	V	–	V	V	–	–	V	V	–	–	–	–	–	V	V	V	V	V	V	V	V
	Chimney Hood 煙囪式抽油煙機		DA5496W	–	–	–	–	–	–	V	–	–	–	V	V	V	V	–	–	–	–	–	–	–	–
	Microwave 微波爐		M6032	–	–	V	–	–	V	V	–	–	V	–	–	–	–	–	–	–	–	–	–	–	–
	Electric Oven 電焗爐		H6461B	–	–	–	–	–	–	V	–	–	–	–	–	–	–	–	–	–	–	–	–	–	–
	Microwave Combination Oven 微波焗爐		H6200BM	V	V	–	V	V	–	–	V	V	–	–	–	–	–	V	V	V	V	V	V	V	V
			H6400BM	–	–	–	–	–	–	–	–	–	–	V	V	V	V	–	–	–	–	–	–	–	–
	Steam Oven 蒸爐		DG6200	V	–	–	–	–	–	–	–	–	–	–	–	–	–	V	–	–	–	–	–	–	–
			DG6401	–	–	–	–	–	–	–	V	–	–	–	V	V	V	V	–	–	–	–	–	–	–

Appliances Schedule 設備說明表																									
Location 位置	Appliance 設備	Brand Name 品牌	Model Number 型號	Tower 2 第2座										Tower 3 第3座											
				1-3/F, 5-12/F & 15-18/F 1至3樓、5至12樓 及15至18樓						19/F 19樓				G/F 地下				1-3/F, 5-12/F & 15-19/F 1至3樓、5至12樓 及15至19樓							
				A	B	C	D	E	F	A	B	C	D	A	B	C	D	A	B	C	D	E	F	G	
Kitchen 廚房	Refrigerator 雪櫃	Miele	KFNS37232iD	V	V	–	V	V	–	–	V	V	–	V	V	V	V	V	V	V	V	V	V	V	
			KF1911Vi	–	–	–	–	–	–	V	–	–	–	–	–	–	–	–	–	–	–	–	–	–	
		Siemens 西門子	KI24LV20HK	–	–	V	–	–	V	–	–	–	V	–	–	–	–	–	–	–	–	–	–	–	–
	Wine Conditioning Unit 酒櫃	Miele	KWT6321UG	–	–	–	–	–	–	V	–	–	–	–	–	–	–	–	–	–	–	–	–	–	
		Gorenje 歌爾	XWCIU209BCX	–	V	–	V	V	–	–	V	V	–	–	V	V	V	–	V	V	V	V	V	V	
			XWCIU309BCX	V	–	–	–	–	–	–	–	–	–	–	V	–	–	–	V	–	–	–	–	–	–
	Washer Dryer 洗衣乾衣機	Miele	WT2798iWPM	V	V	V	V	V	V	–	V	V	V	V	V	V	V	V	V	V	V	V	V	V	
	Washer 洗衣機		W2859iWPM	–	–	–	–	–	–	V	–	–	–	–	–	–	–	–	–	–	–	–	–	–	
	Dryer 乾衣機		T4859Ci	–	–	–	–	–	–	V	–	–	–	–	–	–	–	–	–	–	–	–	–		
	Coffee Machine 咖啡機		CVA6401	–	–	–	–	–	–	V	–	–	–	–	–	–	–	–	–	–	–	–	–		
	Dishes Washer 洗碗碟機		G6160SCVi	–	–	–	–	–	–	V	–	–	–	–	–	–	–	–	–	–	–	–	–		
	Gas Water Heater 煤氣熱水爐		TGC	TNJW161TFQL	–	V	V	V	V	V	–	V	V	V	–	–	–	–	–	V	V	V	V	V	V
		TNJW221TFQL		V	–	–	–	–	–	V	–	–	–	V	V	V	V	V	–	–	–	–	–	–	
	Electric Water Heater 電熱水爐	Stiebel Eltron 斯寶亞創	DHM6	–	–	–	–	–	–	–	–	–	–	–	–	–	–	–	–	–	–	–	–	–	
			DHE 21 SLi	–	–	–	–	–	–	V	–	–	–	–	–	–	–	–	–	–	–	–	–	–	
	HA Controllor 智能家居控制器	Carrot	LAI-GPIO	V	V	V	V	V	V	V	V	V	V	V	V	V	V	V	V	V	V	V	V	V	

Appliances Schedule 設備說明表																									
Location 位置	Appliance 設備	Brand Name 品牌	Model Number 型號	Tower 2 第2座										Tower 3 第3座											
				1-3/F, 5-12/F & 15-18/F 1至3樓、5至12樓 及15至18樓						19/F 19樓				G/F 地下				1-3/F, 5-12/F & 15-19/F 1至3樓、5至12樓 及15至19樓							
				A	B	C	D	E	F	A	B	C	D	A	B	C	D	A	B	C	D	E	F	G	
Master Bathroom 主人浴室	Thermo Ventilator 浴室寶	Panasonic	FV-40BE2H	V	–	–	–	–	–	V	–	–	–	V	V	–	V	V	–	–	–	–	–	–	
	Duct Type Ventilation Fan 風喉式抽氣扇		FV-04NU1H	–	–	–	–	–	–	–	–	–	–	V	V	–	V	V	–	–	–	–	–	–	
	Wireless Bluetooth Amplifier 無線藍牙擴音器	CAV	HT-42BT	V	–	–	–	–	–	V	–	–	–	V	V	–	V	V	–	–	–	–	–	–	
	Ceiling Loudspeaker 天花揚聲器	Bosch 博世	LC5-WC06E4	V	–	–	–	–	–	V	–	–	–	V	V	–	V	V	–	–	–	–	–	–	
Bathroom / Bathroom 1 浴室 / 浴室 1	Thermo Ventilator 浴室寶	Panasonic	FV-40BE2H	V	V	V	V	V	V	V	V	V	V	V	V	V	V	V	V	V	V	V	V	V	
	Duct Type Ventilation Fan 風喉式抽氣扇		FV-04NU1H	–	–	V	V	V	–	V	V	V	–	V	V	V	V	V	–	V	V	V	V	V	
	Wireless Bluetooth Amplifier 無線藍牙擴音器	CAV	HT-42BT	V	V	V	V	V	V	V	V	V	V	V	V	V	V	V	V	V	V	V	V	V	
	Ceiling Loudspeaker 天花揚聲器	Bosch 博世	LC5-WC06E4	V	V	V	V	V	V	V	V	V	V	V	V	V	V	V	V	V	V	V	V	V	
Bathroom 2 浴室 2	Thermo Ventilator 浴室寶	Panasonic	FV-40BE2H	–	–	–	–	–	–	–	–	–	–	–	–	–	–	–	–	–	–	–	–	–	
	Duct Type Ventilation Fan 風喉式抽氣扇		FV-04NU1H	–	–	–	–	–	–	–	–	–	–	–	–	–	–	–	–	–	–	–	–		
	Wireless Bluetooth Amplifier 無線藍牙擴音器	CAV	HT-42BT	–	–	–	–	–	–	–	–	–	–	–	–	–	–	–	–	–	–	–	–		
	Ceiling Loudspeaker 天花揚聲器	Bosch 博世	LC5-WC06E4	–	–	–	–	–	–	–	–	–	–	–	–	–	–	–	–	–	–	–	–		

Appliances Schedule 設備說明表																									
Location 位置	Appliance 設備	Brand Name 品牌	Model Number 型號	Tower 2 第2座										Tower 3 第3座											
				1-3/F, 5-12/F & 15-18/F 1至3樓、5至12樓 及15至18樓						19/F 19樓				G/F 地下				1-3/F, 5-12/F & 15-19/F 1至3樓、5至12樓 及15至19樓							
				A	B	C	D	E	F	A	B	C	D	A	B	C	D	A	B	C	D	E	F	G	
Bathroom 3 浴室 3	Thermo Ventilator 浴室寶	Panasonic	FV-40BE2H	-	-	-	-	-	-	-	-	-	-	-	-	-	-	-	-	-	-	-	-	-	
	Duct Type Ventilation Fan 風喉式抽氣扇		FV-04NU1H	-	-	-	-	-	-	-	-	-	-	-	-	-	-	-	-	-	-	-	-		
	Wireless Bluetooth Amplifier 無線藍牙擴音器	CAV	HT-42BT	-	-	-	-	-	-	-	-	-	-	-	-	-	-	-	-	-	-	-	-		
	Ceiling Loudspeaker 天花揚聲器	Bosch 博世	LC5-WC06E4	-	-	-	-	-	-	-	-	-	-	-	-	-	-	-	-	-	-	-	-		
Restroom / Restroom 1 洗手間 / 洗手間 1	Duct Type Ventilation Fan 風喉式抽氣扇	Panasonic	FV-04NU1H	-	-	-	-	-	-	V	-	-	-	V	-	-	-	-	-	-	-	-	-		
	Wireless Bluetooth Amplifier 無線藍牙擴音器	CAV	HT-42BT	-	-	-	-	-	-	-	-	-	-	-	-	-	-	-	-	-	-	-	-		
	Ceiling Loudspeaker 天花揚聲器	Bosch 博世	LC5-WC06E4	-	-	-	-	-	-	-	-	-	-	-	-	-	-	-	-	-	-	-	-		
Restroom 2 洗手間 2	Duct Type Ventilation Fan 風喉式抽氣扇	Panasonic	FV-04NU1H	-	-	-	-	-	-	V	-	-	-	-	-	-	-	-	-	-	-	-	-		
	Wireless Router 無線路由器	Netgear	Netgear N300	-	-	-	-	-	-	V	-	-	-	-	-	-	-	-	-	-	-	-			
	Wireless Bluetooth Amplifier 無線藍牙擴音器	CAV	HT-42BT	-	-	-	-	-	-	V	-	-	-	-	-	-	-	-	-	-	-	-			
	Ceiling Loudspeaker 天花揚聲器	Bosch 博世	LC5-WC06E4	-	-	-	-	-	-	V	-	-	-	-	-	-	-	-	-	-	-	-			
Roof 天台	Jacuzzi 按摩池	TEUCO	CHEERS CH1	-	-	-	-	-	-	V	-	-	-	-	-	-	-	-	-	-	-	-			

Appliances Schedule 設備說明表																						
Location 位置	Appliance 設備	Brand Name 品牌	Model Number 型號	Tower 5 第5座					Tower 6 第6座					Tower 7 第7座								
				G/F 地下			1-3/F, 5-12/F & 15-19/F 1至3樓、5至12樓 及15至19樓					1-3/F, 5-12/F & 15-19/F 1至3樓、5至12樓 及15至19樓					1-3/F, 5-12/F & 15-19/F 1至3樓、5至12樓 及15至19樓					
				A	B	C	A	B	C	D	E	A	B	C	D	E	A	B	C	D	E	
Living Room, Dining Room, Master Ensuite, Master Bedroom, Bedroom 1, Bedroom 2, Bedroom 3, Corridor, Utility Room & Store Room 客廳、飯廳、 主人套房、 主人睡房、 睡房 1、睡房 2、 睡房 3、走廊、 工作間及儲物房	Split Type Air-Conditioner Indoor Unit 分體式空調機(室內機)	Mitsubishi Electric 三菱電機	MLZ-KA25VA	–	–	–	–	–	–	–	–	–	–	–	–	–	–	–	–	–	–	
			MSZ-GE25VA	V	V	V	V	V	V	V	V	V	V	V	V	V	V	V	V	–	V	V
			MSZ-GE42VA	V	–	V	V	V	V	V	V	V	V	V	V	V	V	V	V	V	V	V
			MSZ-GE50VA	V	V	V	–	V	V	–	–	V	–	–	V	–	–	–	–	V	–	–
			MSZ-GE60VA	–	–	V	V	–	–	V	V	–	V	V	–	–	V	–	–	V	V	V
			MSZ-GE71VA	–	–	–	–	–	–	–	–	–	–	–	–	–	–	V	–	–	–	–
	Split Type Air-Conditioner Outdoor Unit 分體式空調機(室外機)	Mitsubishi Electric 三菱電機	MUZ-GE42VA	–	–	–	–	–	–	–	–	–	–	–	–	V	–	–	V	–	–	
			MUZ-GE50VA	–	–	–	–	V	V	–	–	–	–	–	–	–	–	–	V	–	–	
			MUZ-GE60VA	–	–	V	–	–	–	V	–	–	–	V	–	–	–	–	–	–	–	
			MXZ-2C52VA	–	–	–	–	–	–	V	–	–	–	–	–	–	–	–	–	–	–	
			MXZ-3C68VA	–	–	–	–	V	V	V	V	V	V	V	V	V	–	–	–	V	–	
			MXZ-4C80VA	V	V	V	V	–	–	–	V	V	V	–	V	–	V	–	–	V	V	
			MXZ-5C100VA	V	V	V	V	–	–	–	–	–	–	–	–	–	V	V	–	–	V	
	VRF Type Air-Conditioner Indoor Unit 變頻多聯式空調機(室內機)	Mitsubishi Electric 三菱電機	PKFY-P25VBM-E	–	–	–	–	–	–	–	–	–	–	–	–	–	–	–	–	–	–	
			PKFY-P32VHM-E	–	–	–	–	–	–	–	–	–	–	–	–	–	–	–	–	–	–	
			PKFY-P40VHM-E	–	–	–	–	–	–	–	–	–	–	–	–	–	–	–	–	–	–	
			PKFY-P50VHM-E	–	–	–	–	–	–	–	–	–	–	–	–	–	–	–	–	–	–	
			PKFY-P63VKM-E	–	–	–	–	–	–	–	–	–	–	–	–	–	–	–	–	–	–	
	VRF Type Air-Conditioner Outdoor Unit 變頻多聯式空調機(室外機)	Mitsubishi Electric 三菱電機	PUMY-P112VKM	–	–	–	–	–	–	–	–	–	–	–	–	–	–	–	–	–	–	
			PUMY-P125VKM	–	–	–	–	–	–	–	–	–	–	–	–	–	–	–	–	–	–	
	Wireless Router (For Home Automation System) 無線路由器 (用於家居智能系統)	Netgear	Netgear N300	V	V	V	V	–	–	V	V	V	–	–	V	–	V	V	–	V	V	
	Infrared Transmitter (For Air-Conditioner Control) 紅外線發射器 (用於空調機控制)	Carrot	ITX-002	V	V	V	–	–	–	–	–	–	–	–	–	–	–	–	–	–	–	
	Portable Home Automation Pad 手提家居智能控制器		LA3-TBL5D-W	V	V	V	V	V	V	V	V	V	V	V	V	V	V	V	V	V	V	

Appliances Schedule 設備說明表																								
Location 位置	Appliance 設備	Brand Name 品牌	Model Number 型號	Tower 5 第5座								Tower 6 第6座						Tower 7 第7座						
				G/F 地下			1-3/F, 5-12/F & 15-19/F 1至3樓、5至12樓 及15至19樓					1-3/F, 5-12/F & 15-19/F (except Unit B of 16/F) 1至3樓、5至12樓及15至19樓 (16樓B單位除外)					16/F 16樓	1-3/F, 5-12/F & 15-19/F (except Unit A of 16/F) 1至3樓、5至12樓及15至19樓 (16樓A單位除外)					16/F 16樓	
				A	B	C	A	B	C	D	E	A	B	C	D	E	B	A	B	C	D	E	A	
Living Room, Dining Room, Master Ensuite, Master Bedroom, Bedroom 1, Bedroom 2 客廳、飯廳、主人套房、 主人睡房、睡房 1、睡房 2	Infrared Transmitter (For Air-Conditioner Control) 紅外線發射器 (用於空調機控制)	Carrot	ITX-002	V	V	V	V	V	V	V	V	V	V	V	V	V	V	V	V	V	V	V	V	V
	Electric Curtain Motor 電動窗簾馬達	Toso	Powerful 3L-HM	–	–	–	–	–	–	–	–	–	–	–	–	V*	–	–	–	–	–	–	–	V*
Kitchen 廚房	Duct Type Ventilation Fan 風喉式抽氣扇	Panasonic	FV-04NU1H	–	–	V	V	V	V	V	V	V	V	V	V	V	V	V	V	V	V	V	V	V
			FV-05NU1H	V	V	–	–	–	–	–	–	–	–	–	–	–	–	–	–	–	–	–	–	–
	Single Burner 單頭煮食爐	Miele	CS1018	V	V	V	V	V	V	V	V	V	V	V	V	V	V	V	V	V	V	V	V	V
	Double Burner 雙頭煮食爐		CS1013-1	V	V	V	V	V	V	V	V	V	V	V	V	V	V	V	V	V	V	V	V	
	BBQ Grill 燒烤爐		CS1312BG	–	–	–	–	–	–	–	–	–	–	–	–	–	–	–	–	–	–	–	–	
	Telescopic Hood 伸縮式抽油煙機		DA3466	–	–	–	–	–	–	–	–	–	–	–	–	–	–	–	–	V	–	–	–	
			DA3496	–	–	–	V	V	V	V	V	V	V	V	V	V	V	V	V	–	V	V	V	V
	Chimney Hood 煙囪式抽油煙機		DA5496W	V	V	V	–	–	–	–	–	–	–	–	–	–	–	–	–	–	–	–	–	–
	Microwave 微波爐		M6032	–	–	–	–	–	–	–	–	–	–	–	–	–	–	–	–	V	–	–	–	
	Electric Oven 電焗爐		H6461B	–	–	–	–	–	–	–	–	–	–	–	–	–	–	–	–	–	–	–	–	
	Microwave Combination Oven 微波焗爐		H6200BM	–	–	–	V	V	V	V	V	V	V	V	V	V	V	V	V	–	V	V	V	V
			H6400BM	V	V	V	–	–	–	–	–	–	–	–	–	–	–	–	–	–	–	–	–	–
	Steam Oven 蒸爐		DG6200	–	–	–	V	–	–	V	V	V	–	–	V	–	–	–	V	V	–	–	V	V
			DG6401	V	V	V	–	–	–	–	–	–	–	–	–	–	–	–	–	–	–	–	–	–

* Electric Curtain Motor is provided at Living Room and Master Ensuite only
電動窗簾馬達只於客廳及主人套房提供

Appliances Schedule 設備說明表																					
Location 位置	Appliance 設備	Brand Name 品牌	Model Number 型號	Tower 5 第5座					Tower 6 第6座					Tower 7 第7座							
				G/F 地下			1-3/F, 5-12/F & 15-19/F 1至3樓、5至12樓 及15至19樓					1-3/F, 5-12/F & 15-19/F 1至3樓、5至12樓 及15至19樓					1-3/F, 5-12/F & 15-19/F 1至3樓、5至12樓 及15至19樓				
				A	B	C	A	B	C	D	E	A	B	C	D	E	A	B	C	D	E
Kitchen 廚房	Refrigerator 雪櫃	Miele	KFNS37232iD	V	V	V	V	V	V	V	V	V	V	V	V	V	V	V	–	V	V
			KF1911Vi	–	–	–	–	–	–	–	–	–	–	–	–	–	–	–	–	–	–
		Siemens 西門子	KI24LV20HK	–	–	–	–	–	–	–	–	–	–	–	–	–	–	–	V	–	–
	Wine Conditioning Unit 酒櫃	Miele	KWT6321UG	–	–	–	–	–	–	–	–	–	–	–	–	–	–	–	–	–	–
		Gorenje 歌爾	XWCIU209BCX	–	–	V	–	V	V	–	–	–	V	V	–	V	–	–	–	V	–
			XWCIU309BCX	V	V	–	V	–	–	V	V	V	–	–	V	–	V	V	–	–	V
	Washer Dryer 洗衣乾衣機	Miele	WT2798iWPM	V	V	V	V	V	V	V	V	V	V	V	V	V	V	V	V	V	V
	Washer 洗衣機		W2859iWPM	–	–	–	–	–	–	–	–	–	–	–	–	–	–	–	–	–	–
	Dryer 乾衣機		T4859Ci	–	–	–	–	–	–	–	–	–	–	–	–	–	–	–	–	–	–
	Coffee Machine 咖啡機		CVA6401	–	–	–	–	–	–	–	–	–	–	–	–	–	–	–	–	–	–
	Dishes Washer 洗碗碟機		G6160SCVi	–	–	–	–	–	–	–	–	–	–	–	–	–	–	–	–	–	–
	Gas Water Heater 煤氣熱水爐	TGC	TNJWT161TFQL	–	–	–	–	V	V	–	–	–	V	V	–	V	–	–	V	V	–
			TNJWT221TFQL	V	V	V	V	–	–	V	V	V	–	–	V	–	V	V	–	–	V
	Electric Water Heater 電熱水爐	Stiebel Eltron 斯寶亞創	DHM6	–	–	–	–	–	–	–	–	–	–	–	–	–	–	–	–	–	–
			DHE 21 SLi	–	–	–	–	–	–	–	–	–	–	–	–	–	–	–	–	–	–
	HA Controller 智能家居控制器	Carrot	LAI-GPIO	V	V	V	V	V	V	V	V	V	V	V	V	V	V	V	V	V	V

Appliances Schedule 設備說明表																					
Location 位置	Appliance 設備	Brand Name 品牌	Model Number 型號	Tower 5 第5座								Tower 6 第6座					Tower 7 第7座				
				G/F 地下			1-3/F, 5-12/F & 15-19/F 1至3樓、5至12樓 及15至19樓					1-3/F, 5-12/F & 15-19/F 1至3樓、5至12樓 及15至19樓					1-3/F, 5-12/F & 15-19/F 1至3樓、5至12樓 及15至19樓				
				A	B	C	A	B	C	D	E	A	B	C	D	E	A	B	C	D	E
Master Bathroom 主人浴室	Thermo Ventilator 浴室寶	Panasonic	FV-40BE2H	V	V	V	V	–	–	V	V	V	–	–	V	–	V	V	–	–	V
	Duct Type Ventilation Fan 風喉式抽氣扇		FV-04NU1H	V	V	V	V	–	–	–	V	–	–	–	–	–	–	–	–	–	V
	Wireless Bluetooth Amplifier 無線藍牙擴音器	CAV	HT-42BT	V	V	V	V	–	–	V	V	V	–	–	V	–	V	V	–	–	V
	Ceiling Loudspeaker 天花揚聲器	Bosch 博世	LC5-WC06E4	V	V	V	V	–	–	V	V	V	–	–	V	–	V	V	–	–	V
Bathroom / Bathroom 1 浴室 / 浴室 1	Thermo Ventilator 浴室寶	Panasonic	FV-40BE2H	V	V	V	V	V	V	V	–	V	V	V	V	V	V	V	V	V	V
	Duct Type Ventilation Fan 風喉式抽氣扇		FV-04NU1H	V	V	V	V	V	V	V	–	V	V	–	V	V	V	V	V	V	V
	Wireless Bluetooth Amplifier 無線藍牙擴音器	CAV	HT-42BT	V	V	V	V	V	V	V	–	V	V	V	V	V	V	V	V	V	V
	Ceiling Loudspeaker 天花揚聲器	Bosch 博世	LC5-WC06E4	V	V	V	V	V	V	V	–	V	V	V	V	V	V	V	V	V	V
Bathroom 2 浴室 2	Thermo Ventilator 浴室寶	Panasonic	FV-40BE2H	–	–	–	–	–	–	–	–	–	–	–	–	–	–	–	–	–	–
	Duct Type Ventilation Fan 風喉式抽氣扇		FV-04NU1H	–	–	–	–	–	–	–	–	–	–	–	–	–	–	–	–	–	–
	Wireless Bluetooth Amplifier 無線藍牙擴音器	CAV	HT-42BT	–	–	–	–	–	–	–	–	–	–	–	–	–	–	–	–	–	–
	Ceiling Loudspeaker 天花揚聲器	Bosch 博世	LC5-WC06E4	–	–	–	–	–	–	–	–	–	–	–	–	–	–	–	–	–	–

Appliances Schedule 設備說明表																					
Location 位置	Appliance 設備	Brand Name 品牌	Model Number 型號	Tower 5 第5座					Tower 6 第6座					Tower 7 第7座							
				G/F 地下			1-3/F, 5-12/F & 15-19/F 1至3樓、5至12樓 及15至19樓					1-3/F, 5-12/F & 15-19/F 1至3樓、5至12樓 及15至19樓					1-3/F, 5-12/F & 15-19/F 1至3樓、5至12樓 及15至19樓				
				A	B	C	A	B	C	D	E	A	B	C	D	E	A	B	C	D	E
Bathroom 3 浴室 3	Thermo Ventilator 浴室寶	Panasonic	FV-40BE2H	—	—	—	—	—	—	—	—	—	—	—	—	—	—	—	—	—	—
	Duct Type Ventilation Fan 風喉式抽氣扇		FV-04NU1H	—	—	—	—	—	—	—	—	—	—	—	—	—	—	—	—	—	
	Wireless Bluetooth Amplifier 無線藍牙擴音器	CAV	HT-42BT	—	—	—	—	—	—	—	—	—	—	—	—	—	—	—	—	—	
	Ceiling Loudspeaker 天花揚聲器	Bosch 博世	LC5-WC06E4	—	—	—	—	—	—	—	—	—	—	—	—	—	—	—	—	—	
Restroom / Restroom 1 洗手間 / 洗手間 1	Duct Type Ventilation Fan 風喉式抽氣扇	Panasonic	FV-04NU1H	V	V	V	—	—	—	V	V	—	—	—	—	—	V	—	—	—	—
	Wireless Bluetooth Amplifier 無線藍牙擴音器	CAV	HT-42BT	—	—	—	—	—	—	—	—	—	—	—	—	—	—	—	—	—	
	Ceiling Loudspeaker 天花揚聲器	Bosch 博世	LC5-WC06E4	—	—	—	—	—	—	—	—	—	—	—	—	—	—	—	—	—	
Restroom 2 洗手間 2	Duct Type Ventilation Fan 風喉式抽氣扇	Panasonic	FV-04NU1H	—	—	—	—	—	—	—	—	—	—	—	—	—	—	—	—	—	
	Wireless Router 無線路由器	Netgear	Netgear N300	—	—	—	—	—	—	—	—	—	—	—	—	—	—	—	—	—	
	Wireless Bluetooth Amplifier 無線藍牙擴音器	CAV	HT-42BT	—	—	—	—	—	—	—	—	—	—	—	—	—	—	—	—	—	
	Ceiling Loudspeaker 天花揚聲器	Bosch 博世	LC5-WC06E4	—	—	—	—	—	—	—	—	—	—	—	—	—	—	—	—	—	
Roof 天台	Jacuzzi 按摩池	TEUCO	CHEERS CH1	-	-	-	-	-	-	-	-	-	-	-	-	-	-	-	-	-	

24 | SERVICE AGREEMENTS 服務協議

Potable and flushing water is supplied by Water Supplies Department.

Electricity is supplied by CLP Power Hong Kong Limited.

Towngas is supplied by The Hong Kong and China Gas Company Limited.

食水及沖廁水由水務署供應。

電力由中華電力有限公司供應。

煤氣由香港中華煤氣有限公司供應。

25 | GOVERNMENT RENT 地稅

The vendor will pay or has paid (as the case may be) all outstanding Government Rent in respect of the lot from the date of the Government Grant up to and including the date of the respective assignments to the purchasers.

賣方將會或已經(視屬何情況而定)繳付有關該地段由批地文件之日期起計直至相關買方轉讓契日期(包括該日)之地稅。

26

MISCELLANEOUS PAYMENTS BY PURCHASER

買方的雜項付款

On the delivery of the vacant possession of the specified residential property to the purchaser, the purchaser is liable to reimburse the Vendor for the deposits for water, electricity and gas; and on that delivery, the purchaser is not liable to pay to the Vendor a debris removal fee.

Remark: On that delivery, the purchaser is liable to pay a debris removal fee to the manager (not the Vendor) of the development under the deed of mutual covenant, and where the Vendor has paid that debris removal fee, the purchaser shall reimburse the Vendor for the same.

在向買方交付指明住宅物業在空置情況下的管有權時，買方須負責向賣方補還水、電力及氣體的按金；及在交付時，買方不須向賣方支付清理廢料的費用。

備註：在交付時，買方須根據公契向發展項目的管理人（而非賣方）支付清理廢料的費用，而如賣方已支付清理廢料的費用，買方須向賣方補還清理廢料的費用。

27

DEFECT LIABILITY WARRANTY PERIOD

欠妥之處的保養責任期

The Vendor shall, at its own cost and as soon as reasonably practicable after receipt of a written notice served by the Purchaser within 6 months after the date of completion of the sale and purchase of the residential property, remedy any defects in that Property, or the fittings, finishes or appliances in the Property as set out in the agreement for sale and purchase concerned, caused otherwise than by the act or neglect of the Purchaser.

凡住宅物業或於買賣合約列出裝設於物業內的裝置、裝修物料或設備有欠妥之處，而該欠妥之處並非由買方行為或疏忽造成，則賣方在接獲買方在買賣成交日期後的6個月內送達的書面通知後，須於合理地切實可行的範圍內，盡快自費作出補救。

28 | MAINTENANCE OF SLOPES 斜坡維修

Not Applicable.

不適用。

29 | MODIFICATION 修訂

There is no on-going application to the Government for a modification of the land grant for this Development.

本發展項目現時並沒有向政府提出申請修訂批地文件。

1. NOISE MITIGATION MEASURES**i. Noise Impact Assessment**

The Development is situated in 1 Sheung Foo Street, Ho Man Tin, Kowloon. The Special Condition

No. (11) of the Conditions of Sale requires that to submit to the Director of Environmental Protection for his approval a noise impact assessment of the surrounding roads and highways in connection with the development of the Lot, and to implement mitigation measures, improvement works and other measures and works to be approved by him in all respects to his satisfaction. Noise impact assessment has been carried out by the Vendor.

ii. Noise Impact Assessment Report

A noise impact assessment report with reference number R3354_V2.1 and dated December 2015 (the “NIAR”) has been approved under the Special Condition No. (11) of the Conditions of Sale for permission by the Director of Environmental Protection. The NIAR will be available in the sales office for inspection by prospective purchaser free of charge (photocopies will be available on payment of photocopying charges).

iii. Noise Mitigation Measures

According to section 2 of the NIAR, the noise mitigation measures specified in the “Design of Noise Mitigation Measures” below (the “Noise Mitigation Measures”) will be constructed and implemented in the Development. The Noise Mitigation Measures are more particularly described in the NIAR.

iv. No Change In Noise Mitigation Measures

The Noise Mitigation Measures will not be changed for any reason.

v. No Additional Noise Mitigation Measures

Other than the Noise Mitigation Measures under clause vi., no additional noise mitigation measures will be constructed or implemented in the Development.

vi. Design of Noise Mitigation Measures**a. Setback of the development**

Setback is mainly provided from Sheung Foo Street.

b. Orientation of Buildings

Residential towers are orientated to avoid the direct line of sight to the two carriageways as far as possible.

c. Use of Acoustic Fins and Fixed-glazing

- Acoustic Fins shall be installed at Unit A of Tower 1 at 1-19/F*, Unit G of Tower 1 at 1-18/F*, Unit A, B of Tower 2 at 1-19/F*, Unit D of Tower 2 at 1-18/F*, Unit B, C, D, E of Tower 3 at 1-19/F*, Unit B, C, D of Tower 5 at 1-19/F*, Unit A, E of Tower 6 at 1-19/F* and Unit B, E of Tower 7 at 1-19/F*.
- Fixed-glazing shall be provided for the curtain wall at Master Ensuities of Unit A of Tower 2 at 2-19/F*.

* Except 4/F, 13/F, 14/F

1. 噪音緩解措施**i. 噪音影響評估**

發展項目位於九龍何文田常富街1號。

根據賣地條件特別條件第(11)條，發展項目須遞交地段周邊道路和高速公路的噪音影響評估給環境保護署署長批准並執行緩解措施。賣方已完成噪音影響評估。

ii. 噪音影響評估報告

噪音影響評估報告(參考編號為R3354_V2.1及日期為2015年12月)(「噪音影響評估報告」)可於售樓處供準買家免費參閱(索取影印本須付影印費)。

iii. 噪音緩解措施

根據噪音影響評估報告第2節，發展項目內將會興建及執行下文“噪音緩解措施總覽”所列之噪音緩解措施(「噪音緩解措施」)。噪音緩解措施之詳情，請參閱噪音影響評估報告。

iv. 噪音緩解措施不會更改

噪音緩解措施不會因任何原因更改。

v. 並無額外緩解噪音之措施

除第vi.條所列之噪音緩解措施外，將不會有額外緩解噪音之措施於發展項目內興建及執行。

vi. 噪音緩解措施總覽**a. 發展項目後移**

發展項目主要從佛光街後移。

b. 屋宇方向

屋宇盡可能以避免直視兩個車道來定向。

c. 隔音鰭和固定玻璃

- 第1座1至19樓*A單位，第1座1至18樓*G單位，第2座1至19樓*A及B單位，第2座1至18樓*D單位，第3座1至19樓*B、C、D及E單位，第5座1至19樓*B、C及D單位，第6座1至19樓*A及E單位，第7座1至19樓*B及E單位將裝設隔音鰭。

- 第2座2至19樓*A單位之主人套房幕牆將裝設固定玻璃。

* 4樓、13樓、14樓除外

d. Use of Solid Parapet (Acoustic Balcony)

Acoustic Balcony shall be installed at Unit B, C of Tower 1 at 1-18/F*, Unit A of Tower 1 at 3-18/F*, Unit A, C, D of Tower 2 at 2-18/F*, Unit B of Tower 2 at 2-19/F*, Unit B, C, D of Tower 3 at 2-19/F*, Unit E of Tower 3 at 1-19/F*, Unit B of Tower 5 at 2-19/F* and Unit C of Tower 5 at 1-19/F*

* Except 4/F, 13/F, 14/F

e. Solid Parapet Wall at 1/F Flat Roof

Solid parapet wall is elevated along the edge of 1/F flat roof to provide shielding for the low- to mid-levels residential units which are facing the surrounding roads.

f. Horizontal Canopy Extended from Podium Top

Canopy shall be installed at recreational facilities on the side facing Fat Kwong Street.

g. Erection of Fence Wall

Fence wall along the site boundary shall be erected to serve as security purpose and to provide noise shielding to protect sensitive uses at low- to mid-levels of the residential towers.

h. Noise Insulation

Single frame double pane windows will be adopted for those units with exceedance of road traffic noise level.

2. GONDOLA SYSTEMS

Gondola systems of the residential towers in the Development may operate in the airspace above the balcony, utility platform, stairhood (and the top of stairhood), flat roof, roof or garden forming part of a residential property.

3. RELOCATION OF BUS STOPS INTO THE GREEN AREA

Relocation of bus stops from the existing Ho Man Tin Bus Terminus into the Green Area (as defined in the Land Grant. Please refer to the sections "Summary of Land Grant" and "Information on Public Facilities and Public Open Space" of this sales brochure) along Sheung Foo Street will be carried out. Prospective purchasers please note the impact (if any) of such relocation on individual units.

d. 隔音露台

第1座1至18樓*B及C單位，第1座3至18樓*A單位，第2座2至18樓*A、C及D單位，第2座2至19樓*B單位，第3座2至19樓*B、C及D單位，第3座1至19樓*E單位，第5座2至19樓*B單位，第5座1至19樓*C單位將裝設隔音露台。

* 4樓、13樓、14樓除外

e. 一樓平台護牆

一樓平台沿邊將裝設護牆為面對著周邊道路低到中層的住宅單位提供噪音屏蔽。

f. 隔音屏障

面對著佛光街的會所將裝設隔音屏障。

g. 圍牆

沿發展項目界線將豎立圍牆作安全措施並為低到中層的住宅單位提供噪音屏蔽。

h. 隔音

噪音水平超標的住宅單位將裝設單幅雙層玻璃窗。

2. 吊船系統

發展項目住宅大樓之吊船系統可能會在屬於住宅物業一部分之露台、工作平台、梯屋（及梯屋頂部）、平台、天台或花園上空操作。

3. 巴士站將重置於綠色範圍內

現存何文田巴士總站之巴士站將重置於綠色範圍（如批地文件所定義。請參見本售樓說明書之「批地文件的摘要」及「公共設施及公眾休憩用地的資料」）內常富街上。準買家請注意上述重置對個別單位造成之影響（如有）。

The address of the website designated by the Vendor for the Development for the purposes of Part 2 of the Residential Properties (First-hand Sales) Ordinance: www.onehomantin.com.hk

賣方為施行《一手住宅物業銷售條例》第2部而就發展項目指定的互聯網網站的網址：
www.onehomantin.com.hk

Breakdown of GFA Concessions Obtained for All Features

獲寬免總樓面面積的設施分項

Latest information on breakdown of GFA concessions as shown on the general building plans submitted to and approved by the Building Authority (BA) prior to the printing of the sales brochure is tabulated below. Information marked (#) may be based on information provided by the authorized person if the sales brochure is printed prior to submission of the final amendment plans to the BA. The breakdown of GFA concessions may be subject to further changes until final amendment plans are submitted to and approved by the BA prior to the issuance of the occupation permit for the development.

於印製售樓說明書前呈交予並已獲建築事務監督批准的一般建築圖則上有關總樓面面積寬免的分項的最新資料，請見下表。如印製售樓說明書時尚未呈交最終修訂圖則予建築事務監督，則有 (#) 號的資料可以由認可人士提供的資料作為基礎。直至最終修訂圖則於發出佔用許可證前呈交予並獲建築事務監督批准前，以下分項資料仍可能有所修改。

		Area (m2) 面積 (平方米)
Disregarded GFA under Building (Planning) Regulations 23(3)(b) 根據《建築物 (規劃) 規例》第23(3)(b) 條不計算的總樓面面積		
1(#)	Carpark and loading/ unloading area excluding public transport terminus 停車場及上落客貨地方 (公共交通總站除外)	4642.828
2	Plant rooms and similar services 機房及相類設施	
2.1(#)	Mandatory feature or essential plant room, area of which is limited by respective Practice Notes for Authorized Persons, Registered Structural Engineers and Registered Geotechnical Engineers (PNAP) or regulation such as lift machine room, telecommunications and broadcasting (TBE) room, refuse storage and material recovery chamber, etc. 所佔面積受相關《認可人士、註冊結構工程師及註冊岩土工程師作業備考》或規例限制的強制性設施或必要機房，例如升降機機房、電訊及廣播設備室、垃圾及物料回收房等	584.901
2.2(#)	Mandatory feature or essential plant room, area of which is NOT limited by any PNAP or regulation such as room occupied solely by fire services installations (FSI) and equipment, meter room, transformer room, potable and flushing water tank, etc. 所佔面積不受任何《認可人士、註冊結構工程師及註冊岩土工程師作業備考》或規例限制的強制性設施或必要機房，例如僅供消防裝置及設備佔用的房間、電錶房、電力變壓房、食水及鹹水缸等	4357.502
2.3(#)	Non-mandatory or non-essential plant room such as air-conditioning plant room, air handling unit (AHU) room, etc. 非強制性或非必要機房，例如空調機房、風櫃房等	N/A 不適用

Green Features under Joint Practice Notes 1 and 2 根據聯合作業備考第1及第2號提供的環保設施		
3(#)	Balcony 露台	626.200
4(#)	Wider common corridor and lift lobby 加闊的公用走廊及升降機大堂	388.681
5	Communal sky garden 公用空中花園	N/A 不適用
6	Acoustic fin 隔聲鰭	44.726
7	Wing wall, wind catcher and funnel 翼牆、捕風器及風斗	N/A 不適用
8(#)	Non-structural prefabricated external wall 非結構預製外牆	221.816
9	Utility platform 工作平台	115.307
10	Noise barrier 隔音屏障	N/A 不適用
Amenity Features 適意設施		
11(#)	Counter, office, store, guard room and lavatory for watchman and management staff, Owners' Corporation Office 供保安人員和管理處員工使用的櫃檯、辦公室、儲物室、警衛室和廁所、業主立案法團辦公室	69.747
12(#)	Residential recreational facilities including void, plant room, swimming pool filtration plant room, covered walkway etc serving solely the recreational facilities 住宅康樂設施，包括僅供康樂設施使用的中空、機房、游泳池的濾水器機房、有蓋人行道等	1620.713
13(#)	Covered landscaped and play area 有上蓋的園景區及遊樂場	78.374
14(#)	Horizontal screens/ covered walkways, trellis 橫向屏障/有蓋人行道、花棚	209.995
15(#)	Larger lift shaft 擴大升降機井道	349.523
16	Chimney shaft 煙囪管道	N/A 不適用

17	Other non-mandatory or non-essential plant room, such as boiler room, satellite master antenna television (SMATV) room 其他非強制性或非必要機房，例如鍋爐房、衛星電視共用天線房	N/A 不適用
18(#)	Pipe duct, air duct for mandatory feature or essential plant room 強制性設施或必要機房所需的管槽、氣槽	981.145
19(#)	Pipe duct, air duct for non-mandatory or non-essential plant room 非強制性設施或非必要機房所需的管槽、氣槽	N/A 不適用
20	Plant room, pipe duct, air duct for environmentally friendly system and feature 環保系統及設施所需的機房、管槽及氣槽	N/A 不適用
21	Void in duplex domestic flat and house 複式住宅單位及洋房的中空	N/A 不適用
22	Projections such as air-conditioning box and platform with a projection of more than 750mm from the external wall 伸出物，如空調機箱及伸出外牆超過750毫米的平台	N/A 不適用
Other Exempted Items 其他項目		
23(#)	Refuge floor including refuge floor cum sky garden 庇護層，包括庇護層兼空中花園	N/A 不適用
24(#)	Other projections 其他伸出物	N/A 不適用
25	Public transport terminus 公共交通總站	N/A 不適用
26	Party structure and common staircase 共用構築物及樓梯	N/A 不適用
27(#)	Horizontal area of staircase, lift shaft and vertical duct solely serving floor accepted as not being accountable for GFA 僅供獲接納不計入總樓面面積的樓層使用的樓梯、升降機槽及垂直管道的水平面積	N/A 不適用
28	Public passage 公眾通道	N/A 不適用
29	Covered set back area 因建築物後移導致的覆蓋面積	N/A 不適用
Bonus GFA 額外總樓面面積		
30	Bonus GFA 額外總樓面面積	N/A 不適用

Note:
The above table is based on the requirements as stipulated in the Practice Note for Authorized Persons, Registered Structural Engineers and Registered Geotechnical Engineers ADM-2 issued by the Buildings Department. The Building Department may revise such requirements from time to time as appropriate.

附註：
上述表格是根據屋宇署所發出的《認可人士、註冊結構工程師及註冊岩土工程師作業備考》ADM-2規定的要求而制訂的。屋宇署會按實際需要不時更改有關要求。

Environmental Assessment of the Building
有關建築物的環境評估



Estimated energy performance or consumption for the common parts of the development
發展項目的公用部分的預計能量表現或消耗

Latest information on the estimated energy performance or consumption for the common parts of the development as submitted to the Building Authority prior to the printing of the sales brochures:
於印製售樓說明書前呈交予建築事務監督發展項目的公用部份的預計能量表現或消耗的最近期資料：

Part I 第I部分	
Provision of Central Air Conditioning 提供中央空調	YES 是
Provision of Energy Efficient Features 提供具能源效益的設施	YES 是
Energy Efficient Features proposed: 擬安裝的具能源效益的設施：-	1. Gearless ACVVVF Lift 無齒輪交流變壓變頻升降機
	2. High Efficient Air Conditioning Units 高效能空調機
	3. High Efficient Lighting System 高效能照明系統

Part II : The predicted annual energy use of the proposed building / part of building (Note I)						
第II部分：擬興建樓宇/部分樓宇預計每年能源消耗量(註腳1)：-						
Type of Development 發展項目類型	Location 位置	Internal Floor Area Served (m ²) 使用有關裝置的內部樓面面積(平方米)	Annual Energy Use of Baseline Building (Note 2) 基線樓宇(註腳2)每年能源消耗量		Annual Energy Use of Proposed Building 擬興建樓宇每年能源消耗量	
			Electricity kWh / m ² / annum 電力 千瓦小時/平方米/年	Town Gas / LPG unit / m ² / annum 煤氣/石油氣 用量單位/平方米/年	Electricity kWh / m ² / annum 電力 千瓦小時/平方米/年	Town Gas / LPG unit / m ² / annum 煤氣/石油氣 用量單位/平方米/年
Domestic Development (excluding Hotel) 住用發展項目(不包括酒店)	Central building services installation (Note 3) 中央屋宇裝備裝置(註腳3)的部分	9,904	217.32	N/A	188.56	N/A
Non-domestic Development (including Hotel) (Note 4) 非住用發展項目的(註腳4)部分	Podium(s) (central building services installation) 平台(中央屋宇裝備裝置)	1,806	198.69	N/A	125.85	N/A

Part III : The following installation(s) is/are* designed in accordance with the relevant Codes of Practices published by the Electrical & Mechanical Services Department (EMSD)			
第III部分：以下裝置乃按機電工程署公布的相關實務守則設計：-			
Type of Installations 裝置類型	YES 是	NO 否	N/A 不適用
Lighting Installations 照明裝置	V		
Air Conditioning Installations 空調裝置	V		
Electrical Installations 電力裝置	V		
Lift & Escalator Installations 升降機及自動梯的裝置	V		
Performance-based Approach 以總能源為本的方法			V

- Notes:
1. In general, the lower the estimated “Annual Energy Use” of the building, the more efficient of the building in terms of energy use. For example, if the estimated “annual energy use of proposed building” is less than the estimated “annual energy use of baseline building”, it means the predicted use of energy is more efficient in the proposed building than in the baseline building. The larger the reduction, the greater the efficiency.

The predicted annual energy use, in terms of electricity consumption (kWh/m²/annum) and town gas/LPG consumption (unit/m²/annum), of the development by the internal floor area served, where: (a) “total annual energy use” has the same meaning of “annual energy use” under Section 4 and Appendix 8 of the BEAM Plus for New Buildings (current version); and (b) “internal floor area”, in relation a building, a space or a unit means the floor area of all enclosed space measured to the internal faces of enclosing external and/or party walls.

2. “Baseline Building” has the same meaning as “Baseline Building Model (zero-credit benchmark)” under Section 4 and Appendix 8 of the BEAM Plus for New Building (current version).

3. Central Building Services Installation” has the same meaning as that in the Code of Practice for Energy Efficiency of Building Services Installations in Buildings (February 2010 edition) (Draft)

4. Podium(s) normally means the lowest part of the development (usually the lowest 15m of the development and its basement, if any) carrying different use(s) from that of the tower(s) above. For development without clear demarcation between podium(s) and tower(s), the development, as a whole, should be considered as tower(s).
- 註:

1. 一般而言，一棟樓宇的預計“每年能源消耗量”愈低，其節約能源的效益愈高。如一棟樓宇預計的“每年能源消耗量”低於該樓宇的“基線樓宇每年能源消耗量”，則代表預計該樓宇的能源應用較其基線樓宇有效，削減幅度愈大則代表有關樓宇能源節約的效益愈高。

預計每年能源消耗量[以耗電量(千瓦小時/平方米/年)及煤氣/石油氣消耗量(用量單位/平方米/年)計算]，指將發展項目的每年能源消耗總量除以使用有關裝置的內部樓面面積所得出的商，其中：-

(a) “每年能源消耗量”與新建樓宇BEAM Plus標準(現行版本)第4節及附錄8中的「年能源消耗」具有相同涵義；及

(b) 樓宇、空間或單位的“內部樓面面積”，指外牆及/或共用牆的內壁之內表面起量度出來的樓面面積。

2. “基準樓宇”與新建樓宇BEAM Plus標準(現行版本)第4節及附錄8中的“基準建築物模式(零分標準)”具有相同涵義。

3. “中央屋宇裝備裝置”與樓宇的屋宇裝備裝置能源效益實務守則(2010年2月版)(草稿)中的涵義相同。

4. 平台一般指發展項目的最低部分(通常為發展項目最低15米部分及其地庫(如適用))，並與其上的塔樓具有不同用途。對於並無明確劃分平台與塔樓的發展項目，應視整個發展項目為塔樓。

1. The purchaser is required to agree with the Vendor in the Agreement for Sale and Purchase to the effect that other than entering into a mortgage or charge, the purchaser will not nominate any person to take up the Assignment of the Residential Unit or the Parking Space specified in the Agreement for Sale and Purchase, sub-sell that Residential Unit or the Parking Space or transfer the benefit of the Agreement for Sale and Purchase of that Residential Unit or Parking Space in any manner whatsoever or enter into any agreement so to do before completion of the sale and purchase and execution of the Assignment.
2. If the Vendor, at the request of the purchaser under an Agreement for Sale and Purchase, agrees (at its own discretion) to cancel the Agreement for Sale and Purchase or the obligations of the purchaser under the Agreement for Sale and Purchase, the Vendor is entitled to retain the sum of five percent 5%) of the total purchase price of the Residential Unit and the Parking Space specified in the Agreement for Sale and Purchase and the purchaser will in addition pay or reimburse (as the case may be) to the Vendor all legal costs, charges and disbursements (including any stamp duty) in connection with the cancellation of the Agreement for Sale and Purchase.
3. The Vendor will pay or has paid (as the case may be) all outstanding Government rent in respect of the land on which the Development is in the course of being erected, from the date of the Land Grant up to and including the date of the respective Assignments to the purchasers.
4. The purchaser who has signed an Agreement for Sale and Purchase has the right of access to and will, upon his request, be provided with a hard copy of an updated record of information as to the total construction costs and the total professional fees to complete the Development as well as the total construction costs and the total professional fees expended and paid as at the end of the calendar month preceding the month at which the request is made subject to payment of a nominal fee of not more than HK\$100 per request.
5. Information on The Green Area and The Road as referred to in the Land Grant: Please refer to the sections “Summary of Land Grant” and “Information on public facilities and public open spaces”.

(Note: A certificate of compliance has been issued in respect of the Development by the Director of Lands. Items 1 to 4 of this section are not applicable anymore.)

1. 買方須與賣方於正式買賣合約的協議，除可用作按揭或押記外，買方不會於完成正式買賣合約之成交及簽署轉讓契之前，以任何方式，或訂立任何協議以達至，提名任何人士接受轉讓正式買賣合約所指定的住宅物業或車位，或轉售該住宅物業或車位，或轉移該住宅物業或車位的正式合約的權益。
2. 如正式買賣合約的買方有此要求，並獲賣方(按其自己的酌情決定)同意之情況下取消正式買賣合約或買方於該正式買賣合約所承擔之責任，賣方有權保留相等於該正式買賣合約所指定的住宅物業及車位總售價百份之五的款額。同時買方亦須額外付予賣方或付還賣方(視情況而定)全部就取消該正式買賣合約須付之律師費、收費及代墊付費用(包括任何須繳付之印花稅)。
3. 賣方將會支付或已經支付(視情況而定)由批地文件之日起直至有關個別買方簽署轉讓契之日(包括簽署轉讓契當日)止，所有有關該正在興建的發展項目所處地段的地稅。
4. 已簽署正式買賣合約的買方有權要求查閱一份有關完成興建發展項目所需的建築費用及專業費用總額的最新資料，及有關直至詢問時的上一個曆月底為止已動用及支付的建築費用及專業費用總額，並可於提出要求及在支付不超過港幣一百元象徵式費用後獲提供該資料的副本。
5. 批地文件提及的「綠色範圍」及「該道路」的資料：請參閱「批地文件的摘要」及「公共設施及公眾休憩用地的資料」各節。

(註：地政總署署長已就發展項目發出合格證明書。本節第1至4項不再適用。)

There may be future changes to the Development and the surrounding areas.
發展項目及其周邊地區日後可能出現改變。

Date of Printing: 10 March, 2016
印製日期：2016年3月10日

EXAMINATION RECORD

檢視記錄

Examination/Revision Date 檢視 / 修改日期	Revision Made 所作修改		
8 June 2016 2016年6月8日	Page Number in version with Print Date on 10 March 2016 2016年3月10日 印製版本之頁次	Page Number in revised version with Examination Date on 8 June 2016 2016年6月8日 檢視之版本之頁次	Revision Made 所作修改
	16	16	Location Plan of the Development is updated. 更新發展項目的所在位置圖。
	17	17	Aerial Photograph of the Development is updated. 更新發展項目的鳥瞰照片。
	21	21	Outline Zoning Plan relating to the Development is updated. 更新關乎發展項目的分區計劃大綱圖。
	25, 27, 29, 30, 31, 32, 33, 35, 37, 38, 39, 40, 41, 43, 45, 47, 49, 51, 53, 55, 57, 58, 59, 61, 62, 63, 65, 67, 69, 70, 71, 73, 75 & 77	25, 27, 29, 30, 31, 32, 33, 35, 37, 38, 39, 40, 41, 43, 45, 47, 49, 51, 53, 55, 57, 58, 59, 61, 62, 63, 65, 67, 69, 70, 71, 73, 75 & 77	Floor Plans of Residential Properties in the Development are updated. 更新發展項目的住宅物業的樓面平面圖。
	126 & 128	126 & 128	Elevation Plans are updated. Remarks No.1 are updated. 更新立面圖。 更新備註第一點。
	127 & 129	127 & 129	Remarks No.1 are updated. 更新備註第一點。
	171, 176 & 181	171, 176 & 181	Appliances Schedules are updated. 更新設備說明表。
	195	195	Page number is added 加入頁數。

EXAMINATION RECORD

檢視記錄

Examination/Revision Date 檢視 / 修改日期	Revision Made 所作修改		
	Page Number in revised version with Examination Date on 8 June 2016 2016年6月8日 檢視之版本之頁次	Page Number in revised version with Examination Date on 7 September 2016 2016年9月7日 檢視之版本之頁次	Revision Made 所作修改
7 September 2016 2016年9月7日	16	16	Location Plan of the Development is updated. 更新發展項目的所在位置圖。
	22	22	Layout Plan of the Development is updated. 更新發展項目的布局圖。
	29, 31, 37 & 39	29, 31, 37 & 39	The floor-to-floor height of residential property is updated. 更新住宅物業的層與層之間的高度。
	35	35	The thickness of the floor slabs is updated. 更新樓板的厚度。
	32, 40, 50, 54, 56, 58, 60, 68, 70, 72, 74 & 76	32, 40, 50, 54, 56, 58, 60, 68, 70, 72, 74 & 76	Floor Plans of Residential Properties in the Development are updated. 更新發展項目的住宅物業的樓面平面圖。
	95	95	Floor Plan of Parking Spaces in the Development is updated. 更新發展項目中的停車位的樓面平面圖。
	116 – 125	116 – 125	Key Plans are updated. 更新索引圖。
	126 – 129	126 – 129	Elevation Plans, Key Plans and Remarks no. 1 are updated. 更新立面圖、索引圖及備註第一點。

EXAMINATION RECORD

檢視記錄

Examination/Revision Date 檢視 / 修改日期	Revision Made 所作修改		
	Page Number in revised version with Examination Date on 7 September 2016 2016年9月7日 檢視之版本頁次	Page Number in revised version with Examination Date on 6 December 2016 2016年12月6日 檢視之版本之頁次	Revision Made 所作修改
6 December 2016 2016年12月6日	16	16	Location Plan of the Development is updated. 更新發展項目的所在位置圖。
	20	20	Outline Zoning Plan relating to the Development is updated. 更新關乎發展項目的分區計劃大綱圖。
	22	22	Layout Plan of the Development is updated. 更新發展項目的布局圖。
	24, 30, 32, 34, 38, 40, 44, 50, 54, 60, 68 & 76	24, 30, 32, 34, 38, 40, 44, 50, 54, 60, 68 & 76	Floor Plans of Residential Properties in the Development are updated. 更新發展項目的住宅物業的樓面平面圖。
	116-125	116-125	Key Plans are updated. 更新索引圖。
	126-129	126-129	Elevation Plans, Key Plans and Remarks no. 1 are updated. 更新立面圖、索引圖及備註第一點。

EXAMINATION RECORD

檢視記錄

Examination/Revision Date 檢視 / 修改日期	Revision Made 所作修改		
	Page Number in revised version with Examination Date on 6 December 2016 2016年12月6日 檢視之版本之頁次	Page Number in revised version with Examination Date on 3 March 2017 2017年3月3日 檢視之版本之頁次	Revision Made 所作修改
3 March 2017 2017年3月3日	16	16	Location Plan of the Development is updated. 更新發展項目的所在位置圖。

EXAMINATION RECORD

檢視記錄

Examination/Revision Date 檢視 / 修改日期	Revision Made 所作修改		
	Page Number in revised version with Examination Date on 3 March 2017 2017年3月3日 檢視之版本之頁次	Page Number in revised version with Examination Date on 2 June 2017 2017年6月2日 檢視之版本之頁次	Revision Made 所作修改
2 June 2017 2017年6月2日	16	16	Location Plan of the Development is updated. 更新發展項目的所在位置圖。
	22	22	Layout Plan of the Development is updated. 更新發展項目的布局圖。
	24, 26, 28, 30, 34, 44, 46, 48, 50, 54, 56, 58, 62, 70, 72 & 74	24, 26, 28, 30, 34, 44, 46, 48, 50, 54, 56, 58, 62, 70, 72 & 74	Floor Plans of Residential Properties in the Development are updated. 更新發展項目的住宅物業的樓面平面圖。
	94 & 95	94 & 95	Floor Plans of Parking Spaces in the Development is updated. 更新發展項目中的停車位的樓面平面圖。
	116-125	116-125	Key Plans are updated. 更新索引圖。
	126-128	126-128	Elevation Plans, Key Plans and Remarks no. 1 are updated. 更新立面圖、索引圖及備註第一點。
	129	129	Key Plans and Remarks no. 1 are updated. 更新索引圖及備註第一點。

EXAMINATION RECORD

檢視記錄

Examination/Revision Date 檢視 / 修改日期	Revision Made 所作修改		
	Page Number in revised version with Examination Date on 2 June 2017 2017年6月2日 檢視之版本之頁次	Page Number in revised version with Examination Date on 20 July 2017 2017年7月20日 檢視之版本之頁次	Revision Made 所作修改
20 July 2017 2017年7月20日	9 & 12	9 & 12	Information on Design of the Development is updated. 更新發展項目的設計的資料。
	16	16	Location Plan of the Development is updated. 更新發展項目的所在位置圖。
	17	17	Aerial Photograph of the Development is updated. 更新發展項目的鳥瞰照片。
	22	22	Layout Plan of the Development is updated. 更新發展項目的布局圖。
	26, 30, 32, 40, 42, 50, 52, 60, 68, 76	26, 30, 32, 40, 42, 50, 52, 60, 68, 76	Floor Plans of Residential Properties in the Development are updated. 更新發展項目的住宅物業的樓面平面圖。
	126-129	126-129	Elevation Plans and Remarks no. 1 are updated. 更新立面圖及備註第一點。
	170, 171, 175, 176, 180, 181	170, 171, 175, 176, 180, 181	Appliances Schedule is updated. 更新設備說明表。

EXAMINATION RECORD

檢視記錄

Examination/Revision Date 檢視 / 修改日期	Revision Made 所作修改		
	Page Number in revised version with Examination Date on 20 July 2017 2017年7月20日 檢視之版本之頁次	Page Number in revised version with Examination Date on 19 October 2017 2017年10月19日 檢視之版本之頁次	Revision Made 所作修改
19 October 2017 2017年10月19日	2-5	2, 3, 3A, 4, 5, 5A	Notes to Purchasers of First-hand Residential Properties are updated. 更新一手住宅物業買家須知。
	16	16	Location Plan of the Development is updated. 更新發展項目的所在位置圖。
	17	17	Aerial Photograph of the Development is updated. 更新發展項目的鳥瞰照片。
	133, 134, 138	133, 133A, 134, 138, 138A	Interior Finishes and Interior Fittings are updated. 更新室內裝修物料及室內裝置。
	160-168	160-168	Schedule of Mechanical & Electrical Provisions of Residential Units is updated. 更新住宅單位機電裝置數量說明表。

EXAMINATION RECORD

檢視記錄

Examination/Revision Date 檢視 / 修改日期	Revision Made 所作修改		
	Page Number in revised version with Examination Date on 19 October 2017 2017年10月19日 檢視之版本之頁次	Page Number in revised version with Examination Date on 18 January 2018 2018年1月18日 檢視之版本之頁次	Revision Made 所作修改
18 January 2018 2018年1月18日	16	16	Location Plan of the Development is updated. 更新發展項目的所在位置圖。
	17	17	Aerial Photograph of the Development is updated. 更新發展項目的鳥瞰照片。
	20	20	Outline Zoning Plan relating to the Development is updated. 更新關乎發展項目的分區計劃大綱圖。
	22	22	Layout Plan of the Development is updated. 更新發展項目的布局圖。
	30, 38	30, 38	Floor Plans of Residential Properties in the Development are updated. 更新發展項目的住宅物業的樓面平面圖。

EXAMINATION RECORD

檢視記錄

Examination/Revision Date 檢視 / 修改日期	Revision Made 所作修改		
	Page Number in revised version with Examination Date on 18 January 2018 2018年1月18日 檢視之版本之頁次	Page Number in revised version with Examination Date on 17 April 2018 2018年4月17日 檢視之版本之頁次	Revision Made 所作修改
17 April 2018 2018年4月17日	7	7	Information on Vendor and Others Involved in the Development is updated. 更新賣方及參與發展項目的其他人的資料。
	16	16	Location Plan of the Development is updated. 更新發展項目的所在位置圖。
	17	17A, 17B, 17C	Aerial Photograph of the Development is updated. 更新發展項目的鳥瞰照片。
	21	21	Outline Zoning Plan relating to the Development is updated. 更新關乎發展項目的分區計劃大綱圖。
	24, 44	24, 44	Floor Plans of Residential Properties in the Development are updated. 更新發展項目的住宅物業的樓面平面圖。

EXAMINATION RECORD

檢視記錄

Examination/Revision Date 檢視 / 修改日期	Revision Made 所作修改		
	Page Number in revised version with Examination Date on 17 April 2018 2018年4月17日 檢視之版本之頁次	Page Number in revised version with Examination Date on 16 July 2018 2018年7月16日 檢視之版本之頁次	Revision Made 所作修改
16 July 2018 2018年7月16日	6	6	Information on the Development is updated. 更新發展項目的資料。
	15	15	Information on Property Management is updated. 更新物業管理的資料。
	16	16	Location Plan of the Development is updated. 更新發展項目的所在位置圖。
	131	131	Inspection of Plans and Deed of Mutual Covenant is updated. 更新閱覽圖則及公契。
	194	194	Information required by the Director of Lands to be set out in the Sales Brochure as a Condition for Giving the Presale Consent is updated. 更新地政總署署長作為給予預售樓花同意書的條件而規定列於售樓說明書的資料。

EXAMINATION RECORD

檢視記錄

Examination/Revision Date 檢視 / 修改日期	Revision Made 所作修改		
	Page Number in revised version with Examination Date on 16 July 2018 2018年7月16日 檢視之版本之頁次	Page Number in revised version with Examination Date on 21 September 2018 2018年9月21日 檢視之版本之頁次	Revision Made 所作修改
21 September 2018 2018年9月21日	16	16	Location Plan of the Development is updated. 更新發展項目的所在位置圖。
	28	28	Floor Plans of Residential Properties in the Development are updated. 更新發展項目的住宅物業的樓面平面圖。
	133, 133A, 134, 138, 138A	133, 133A, 134, 138, 138A	Fittings, Finishes and Appliances are updated. 更新裝置、裝修物料及設備。
	142, 143, 144, 145, 146, 147, 148, 149, 150, 160, 161, 162, 163	142, 143, 144, 145, 146, 147, 148, 149, 150, 160, 161, 162, 163	Schedule of Mechanical & Electrical Provisions of Residential Units is updated. 更新住宅單位機電裝置數量說明表。
	170, 180	170, 180	Appliances Schedule is updated. 更新設備說明表。

EXAMINATION RECORD

檢視記錄

Examination/Revision Date 檢視 / 修改日期	Revision Made 所作修改		
	Page Number in revised version with Examination Date on 21 September 2018 2018年9月21日 檢視之版本之頁次	Page Number in revised version with Examination Date on 20 December 2018 2018年12月20日 檢視之版本之頁次	Revision Made 所作修改
20 December 2018 2018年12月20日	16	16	Location Plan of the Development is updated. 更新發展項目的所在位置圖。
	17A, 17B, 17C	17	Aerial Photograph of the Development is updated. 更新發展項目的鳥瞰照片。

EXAMINATION RECORD

檢視記錄

Examination/Revision Date 檢視 / 修改日期	Revision Made 所作修改		
	Page Number in revised version with Examination Date on 20 December 2018 2018年12月20日 檢視之版本之頁次	Page Number in revised version with Examination Date on 19 March 2019 2019年3月19日 檢視之版本之頁次	Revision Made 所作修改
19 March 2019 2019年3月19日	16	16	Location Plan of the Development is updated. 更新發展項目的所在位置圖。
	—	17A	Aerial Photograph of the Development is updated. 更新發展項目的鳥瞰照片。
	21	21	Outline Zoning Plan relating to the development is updated. 更新發展項目的分區計劃大綱圖。
	32, 40, 50, 68	32, 40, 50, 68	Floor Plans of Residential Properties in the Development are updated. 更新發展項目的住宅物業的樓面平面圖。

Examination/Revision Date 檢視 / 修改日期	Revision Made 所作修改		
	Page Number in revised version with Examination Date on 19 March 2019 2019年3月19日 檢視之版本之頁次	Page Number in revised version with Examination Date on 18 June 2019 2019年6月18日 檢視之版本之頁次	Revision Made 所作修改
18 June 2019 2019年6月18日	16	16	Location Plan of the Development is updated. 更新發展項目的所在位置圖。
	—	17B, 17C	Aerial Photograph of the Development is updated. 更新發展項目的鳥瞰照片。

EXAMINATION RECORD

檢視記錄

Examination/Revision Date 檢視 / 修改日期	Revision Made 所作修改		
	Page Number in revised version with Examination Date on 18 June 2019 2019年6月18日 檢視之版本之頁次	Page Number in revised version with Examination Date on 17 September 2019 2019年9月17日 檢視之版本之頁次	Revision Made 所作修改
17 September 2019 2019年9月17日	16	16	Location Plan of the Development is updated. 更新發展項目的所在位置圖。
	17, 17A, 17B, 17C	17, 17A	Aerial photograph of the Development is updated. 更新發展項目的鳥瞰照片。
	21	21	Outline Zoning Plan relating to the development is updated. 更新發展項目的分區計劃大綱圖。

Examination/Revision Date 檢視 / 修改日期	Revision Made 所作修改		
	Page Number in revised version with Examination Date on 17 September 2019 2019年9月17日 檢視之版本之頁次	Page Number in revised version with Examination Date on 22 October 2019 2019年10月22日 檢視之版本之頁次	Revision Made 所作修改
22 October 2019 2019年10月22日	16	16	Location Plan of the Development is updated. 更新發展項目的所在位置圖。
	38	38	Floor Plans of Residential Properties in the Development are updated. 更新發展項目的住宅物業的樓面平面圖。
	133, 134, 138, 138A	133, 134, 138, 138A	Fittings, Finishes and Appliances are updated. 更新裝置、裝修物料及設備。
	142 – 146, 149 – 150	142 – 146, 149 – 150	Schedule of Mechanical & Electrical Provisions of Residential Units is updated. 更新住宅單位機電裝置數量說明表。

